



# Parts Manual CCW36 Series Walk-Behind Mower



<b>Models:</b>	<b>Description:</b>
5900749	15 HP Kawasaki w/ 36" Rear Discharge Mower Deck Export (CCWKAV1536RDCE)
5900758	15 HP Kawasaki w/ 36" Side Discharge Mower Deck Export (CCWKAV1536SDCE)
5900987	16 HP Kawasaki w/ 36" Rear Discharge Mower Deck Export (CCWKAV1636RDCE)
5900988	16 HP Kawasaki w/ 36" Side Discharge Mower Deck Export (CCWKAV1636SDCE)
5900756	15 HP Kawasaki w/ 36" Mower Deck (CCWKAV1536)
5900967	16 HP Kawasaki w/ 36" Mower Deck (CCWKAV1636)

**Briggs and Stratton Power Products Group, LLC.**

5375 North Main Street  
Munnsville, NY 13409 USA  
800-933-6175

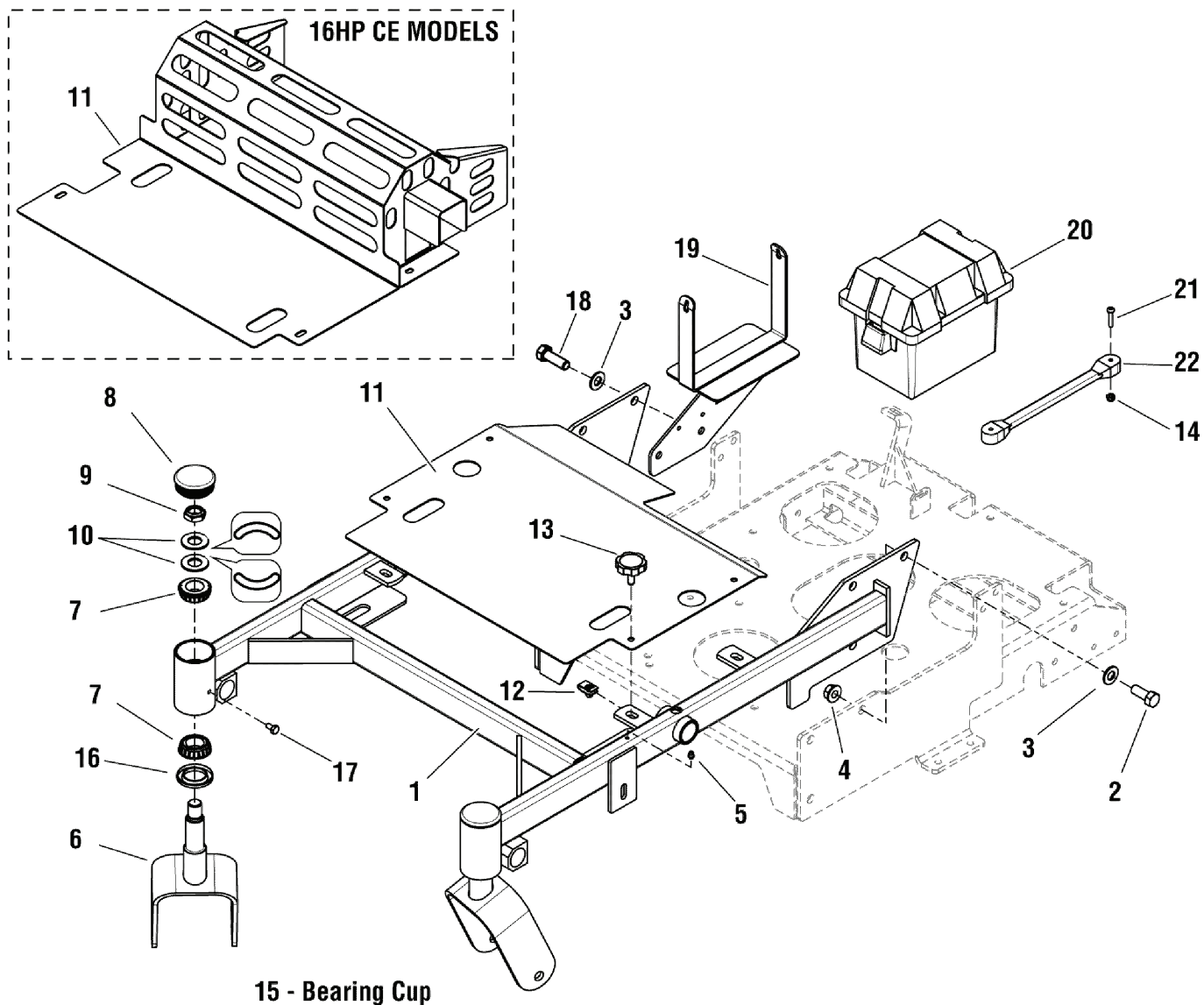
5101497  
Revision AB  
Rev. Date: 11/01/11  
TP 400-7390-AB-WD-F

Not for  
Reproduction

<b>MODEL COMPONENTS</b>	<b>PAGE</b>
Front Frame Group .....	4
Handle Bar & Instrument Control Group - (S/N: 2013964104 & Below) .....	6
Handle Bar & Instrument Control Group -(S/N: 2013964105 & Above) .....	8
Fuel Tank & Mount Group .....	10
Engine Deck Group (S/N: 2013700899 & Below) .....	12
Engine Deck Group (S/N: 2013700900 & Above) .....	14
Engine & PTO - 15 HP Kawasaki Electric Start .....	16
Engine & PTO (16 HP Kaswasaki Electric Start) .....	18
Pump Drive Group .....	20
Motion Control Group - Upper (S/N: 2013964104 & Below) .....	22
Motion Control Group - Upper (S/N: 2013964105 & Above) .....	26
Motion Control Group - Lower (S/N: 2014601995 & Below) .....	30
Motion Control Group - Lower (S/N: 2014601996 & Above) .....	34
Hydraulic Group .....	36
Parking Brake Group .....	38
Deck Lift Group .....	40
Deck Lift Group (16HP CE Models) .....	42
Transmission SERVICE PARTS .....	44
Tire & Wheel Group .....	46
Tire & Wheel Group .....	48
Decal Group - Safety & Operation .....	50
Decal Group - Safety & Operation (CE Models) .....	52
Decal Group - Brand & Model .....	54
Evap Canister Group .....	56
36" Mower Deck - Housing, Covers, Spindles & Blades - Rear Discharge .....	58
36" Mower Deck - Housing, Covers, Spindles & Blades - Side Discharge .....	60
36" Mower Deck - Housing, Spindles & Blades - Timed Side Discharge .....	62
36" Mower Deck - Pulleys, Belts & Idler Arm - Timed Side Discharge .....	64
36" Mower Deck - Pulleys, Belts & Idler Arm .....	66
Spindle Service Parts - 5061095 .....	68
Spindle Service Parts - 5061175 .....	70
Electrical Schematics - S/N: 2013964104 & Below .....	72-75
Electrical Schematics - S/N: 2013964105 & Above .....	76-79
<b>Torque Specification Chart .....</b>	<b>Inside Back Cover</b>

## Front Frame Group

NOTE: Unless noted otherwise, use the standard hardware torque specification chart.



The above parts group applies to the following Mfg. Nos.:

- 5900756 (CCWKAV1536)
- 5900967 (CCWKAV1636)
- 5900987 (CCWKAV1636RDCE)
- 5900988 (CCWKAV1636SDCE)
- 5900758 (CCWKAV1536SDCE)
- 5900749 (CCWKAV1536RDCE)

## Front Frame Group

REF NO	PART NO.	QTY.	DESCRIPTION
1a	5403093B	1	WELD, FRONT FRAME, FER DD 36 - RED (Domestic Models)
1b	5403289B	1	WELD, FRONT FRAME, 36 SNP PRO WB - RED (CE Models)
2	5025017X12	5	BOLT, 1/2-13 X 1-1/2 GD5 YZ
3	5025158	6	WASHER, 1/2 SAE
4	5025396	6	NUT, 1/2-13 HEX NYLOCK FLANGE
5	5020095	2	GREASE FITTING, 1/4-28 STRAIGHT
6	5407308B	2	WELD, CASTER YOKE
7	5020884	4	BEARING, TAPERED ROLLER, 1
8	5100882	2	CAP, CASTER SPINDLE, LOW PROFILE
9	5025448	2	NUT, 3/4-16, HEX JAM NYLON LOCK
10	5025449	4	WASHER, BELLEVILLE - 1.500 X .755
11a	5403992B	1	PLATE, DECK GUARD, FER DD 36 - RED (Domestic Models)
11b	5403338B	1	PLATE, DECK GUARD - SNP PRO WB 36 (15HP CE Models)
11c	5407944B	1	WELD, GUARD, CCW36CE (16HP CE Models)
12	5025452	4	BODY CLIP, 5/16-18 -1/4 MATERIAL
13	5101731	4	KNOB, 5/16-18 X 1.00, ROSETTE BLACK (Domestic Models)
14	5025271	2	NUT, #10-24 HEX NYLON LOCK
15	5020883	2	CUP, BEARING (SV) (Not Shown)
16	5021072	2	SEAL, GREASE
17	5025457	2	BOLT, 1/4-28 X 1/2, GD5 YZ
18	5025017X14	1	BOLT, 1/2-13 X 1-3/4 GD5 YZ
19	5403994B	1	WELD, BATTERY MOUNT - RED (15HP Models)
20	5100688	1	BATTERY BOX W/DRAIN HOLE
21	5025270	2	SCREW, #10-24 X 1 RS, CZ
22	5021670	1	STRAP, RUBBER
23	5025011X8	4	BOLT, 5/16-18 X 1 GD5 YZ (CE Models - Secures Deck Guard - Not Shown)
24	5025170	4	WASHER, 5/16 LOCK YZ (CE Models - Secures Deck Guard - Not Shown)
25	5025155	4	WASHER, 5/16 SAE (CE Models - Secures Deck Guard - Not Shown)

## Footnotes

The above parts group applies to the following Mfg. Nos.:

5900756 (CCWKAV1536)

5900967 (CCWKAV1636)

5900987 (CCWKAV1636RDCE)

5900988 (CCWKAV1636SDCE)

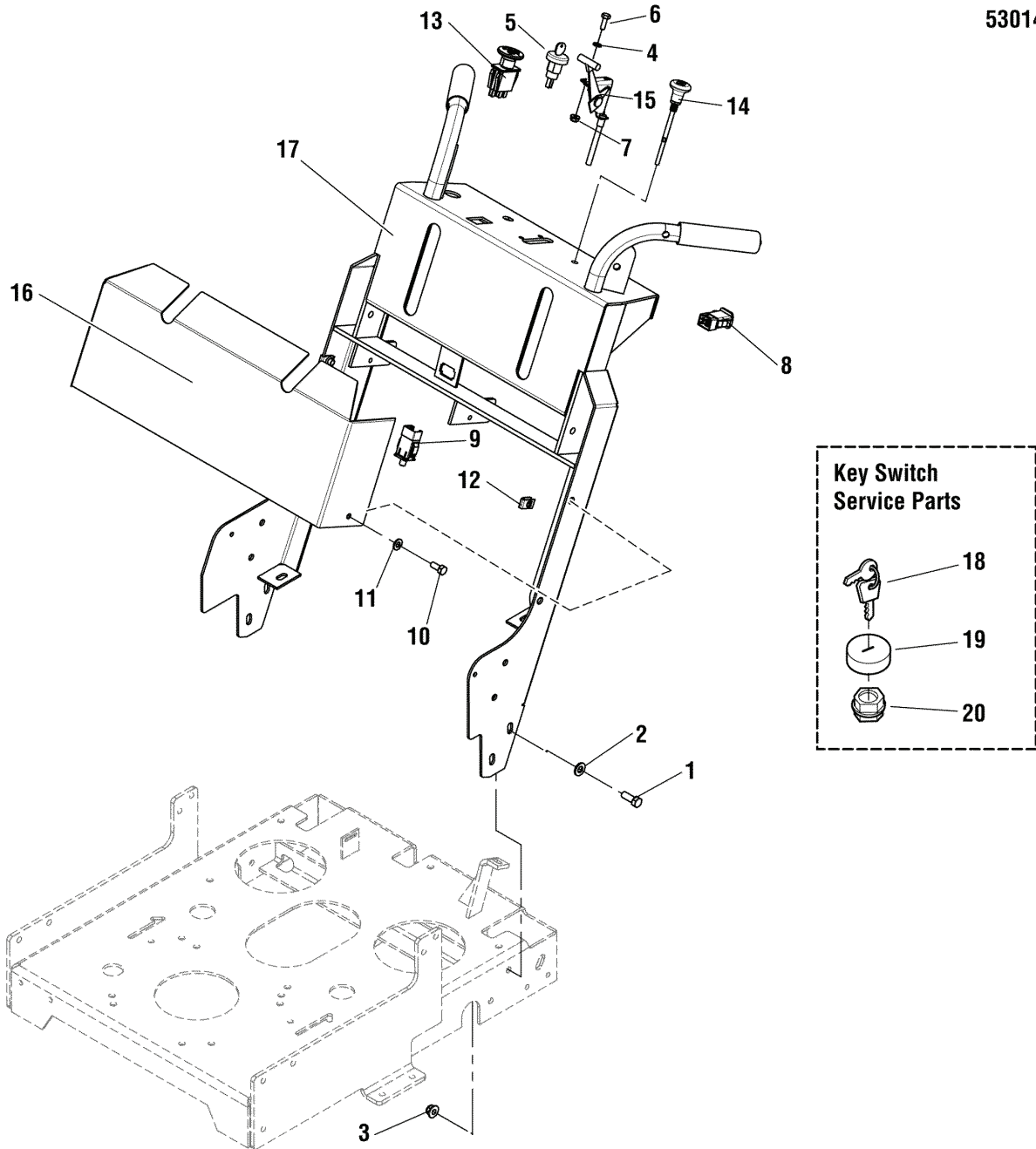
5900758 (CCWKAV1536SDCE)

5900749 (CCWKAV1536RDCE)

# Handle Bar & Instrument Control Group - (S/N: 2013964104 & Below)

NOTE: Unless noted otherwise,  
use the standard hardware torque  
specification chart.

5301419



The above parts group applies to the following Mfg. Nos.:

- 5900756 (CCWKAV1536)
- 5900758 (CCWKAV1536SDCE)
- 5900749 (CCWKAV1536RDCE)

**Handle Bar & Instrument Control Group - (S/N: 2013964104 & Below)**

REF NO	PART NO.	QTY.	DESCRIPTION
1	5025013X8	6	BOLT, 3/8-16 X 1 GD5 YZ
2	5025293	6	WASHER, 3/8 GD.9 FLAT
3	5025394	6	NUT, 3/8-16 HEX NYLOCK FLANGE
4	5025154	2	WASHER, 1/4 SAE
5	5020927	1	SWITCH, IGNITION, 6 POST
6	5025010X6	2	BOLT, 1/4-20 X 3/4 GD5 YZ
7	5025391	2	NUT, 1/4-20 HEX NYLOCK FLANGE
8	5101528	1	SWITCH, LOW PROF, NO/NO
9	5101589	1	SWITCH, PLUNGER, NO, SINGLE POLE SNAP-IN
10	5025011X6	4	BOLT, 5/16-18 X 3/4 GD5
11	5025155	4	WASHER, 5/16 SAE
12	5022308	4	BODY CLIP, 5/16-18 X 1/2 DEEP
13	5022180	1	SWITCH, BLADE ENGAGEMENT
14	5047912	1	CABLE, CHOKE CONTROL, 56"
15	5101213	1	CABLE, THROTTLE, 54"
16	5600278	1	HANDLE BAR COVER W/ DECALS, CCW36
17	5600277	1	HANDLE BAR W/ DECALS, CCW36
18	5022789	1	KEY, IGNITION, MOLDED SET (SV)
19	5022790	1	COVER (SV)
20	5022791	1	PLASTIC NUT (SV)

Not for  
Reproduction

**Footnotes**

**The above parts group applies to the following Mfg. Nos.:**

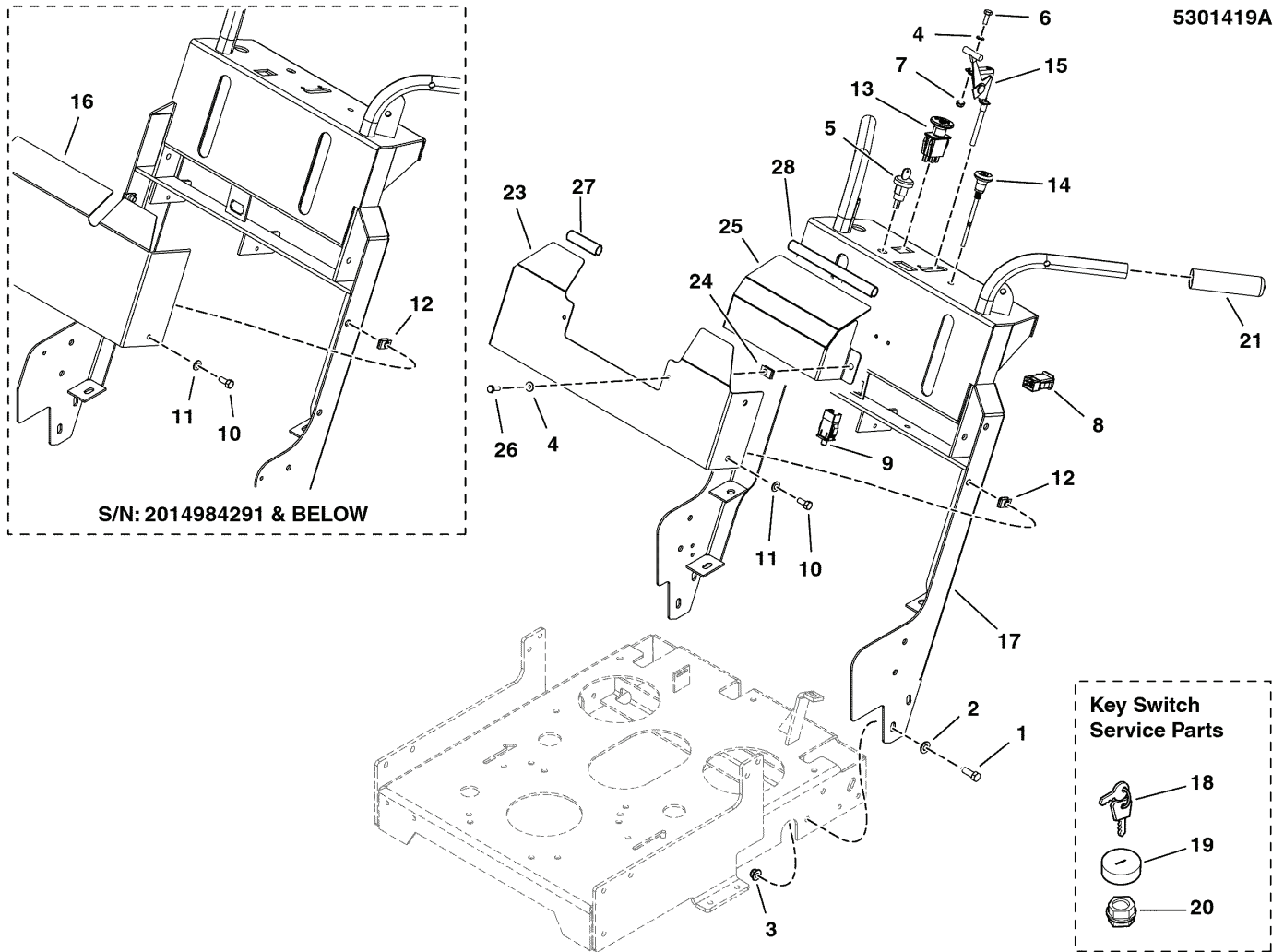
5900756 (CCWKAV1536)

5900758 (CCWKAV1536SDCE)

5900749 (CCWKAV1536RDCE)

# Handle Bar & Instrument Control Group -(S/N: 2013964105 & Above)

NOTE: Unless noted otherwise,  
use the standard hardware torque  
specification chart.



The above parts group applies to the following Mfg. Nos.:

- 5900756 (CCWKAV1536)
- 5900967 (CCWKAV1636)
- 5900987 (CCWKAV1636RDCE)
- 5900988 (CCWKAV1636SDCE)
- 5900758 (CCWKAV1536SDCE)
- 5900749 (CCWKAV1536RDCE)



## Handle Bar & Instrument Control Group -(S/N: 2013964105 & Above)

REF NO	PART NO.	QTY.	DESCRIPTION
1	5025013X8	6	BOLT, 3/8-16 X 1 GD5 YZ
2	5025293	6	WASHER, 3/8 GD.9 FLAT
3	5025394	6	NUT, 3/8-16 HEX NYLOCK FLANGE
4	5025154	4	WASHER, 1/4 SAE
5	5020927	1	SWITCH, IGNITION, 6 POST
6	5025010X6	2	BOLT, 1/4-20 X 3/4 GD5 YZ
7	5025391	2	NUT, 1/4-20 HEX NYLOCK FLANGE
8	5101528	1	SWITCH, LOW PROF, NO/NO
9	5101216	1	SWITCH, PLUNGER, NC, SINGLE POLE SNAP-IN
10	5025011X6	4	BOLT, 5/16-18 X 3/4 GD5
11	5025155	4	WASHER, 5/16 SAE
12	5022308	4	BODY CLIP, 5/16-18 X 1/2 DEEP
13	5022180	1	SWITCH, BLADE ENGAGEMENT
14	5047912	1	CABLE, CHOKE CONTROL, 56"
15	5101213	1	CABLE, THROTTLE, 54"
16	5600278	1	HANDLE BAR COVER W/ DECALS, CCW36 (S/N: 2014984291 & Below)
17	5600475	1	HANDLE BAR W/ DECALS, CCW36 W/OUT MAGURA
18	5022789	1	KEY, IGNITION, MOLDED SET (SV)
19	5022790	1	COVER (SV)
20	5022791	1	PLASTIC NUT (SV)
21	5021841	2	GRIP, FOAM, .940 X 5 X .187
22	5406227A	1	PLATE, THROTTLE STOP (Not Shown) (CE Models)
23	5408369B	1	PLATE, HANDLE BAR COVER, SNP PRO (S/N: 2014984292 & Above)
24	5022665	2	BODY CLIP, 1/4-20 X .500 DEEP (S/N: 2014984292 & Above)
25	5408371B	1	PLATE, CARB CANISTER, CCW36 (S/N: 2014984292 & Above)
26	5025010X8	2	BOLT, 1/4-20 X 1", GD5 (S/N: 2014984292 & Above)
27	5050853X3	2	BODY MOLDING, 3" LONG
28	5050853X8P50	1	BODY MODLING, 8.50 LONG

### Footnotes

---

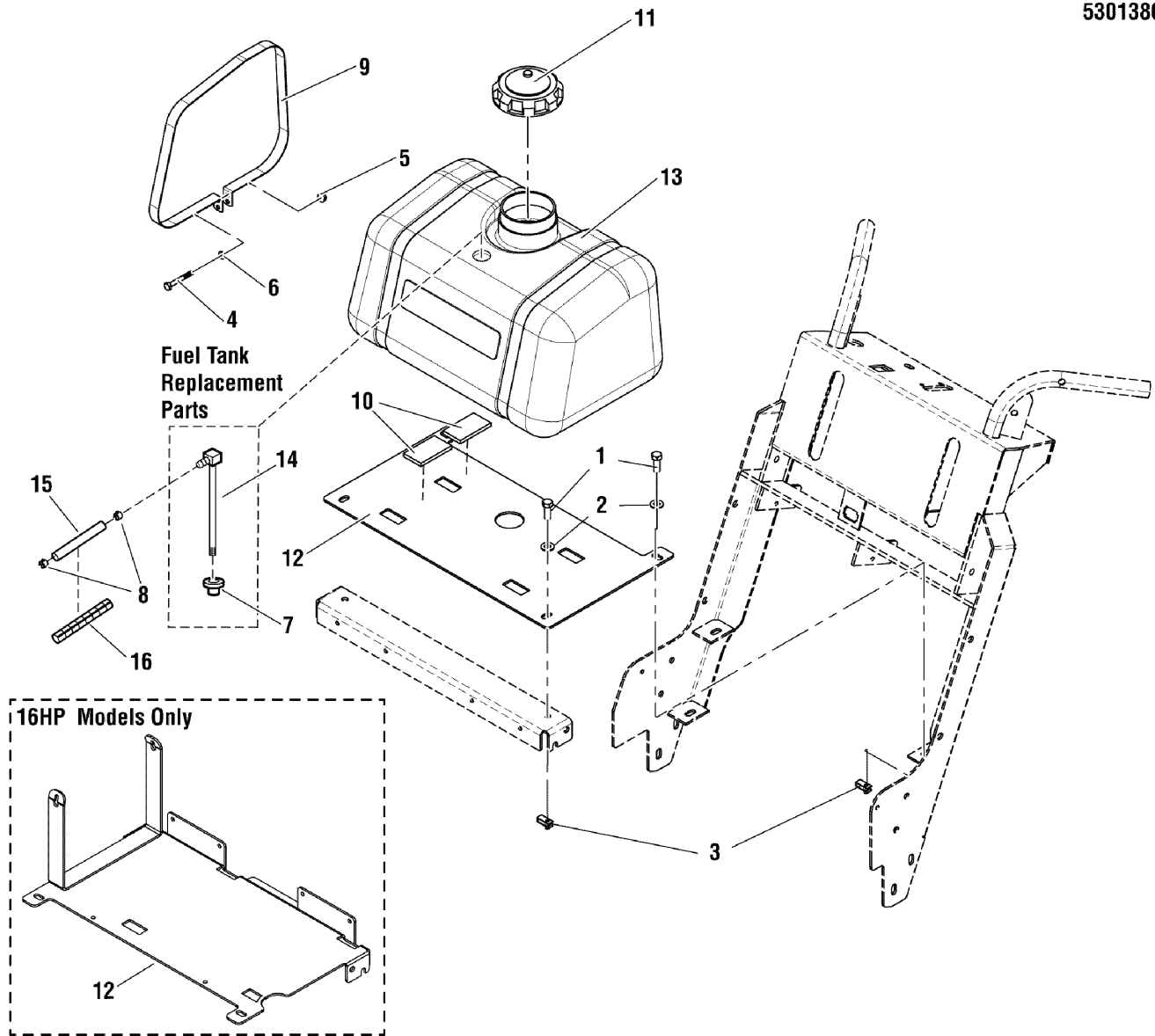
#### The above parts group applies to the following Mfg. Nos.:

5900756 (CCWKAV1536)  
5900967 (CCWKAV1636)  
5900987 (CCWKAV1636RDCE)  
5900988 (CCWKAV1636SDCE)  
5900758 (CCWKAV1536SDCE)  
5900749 (CCWKAV1536RDCE)

## Fuel Tank & Mount Group

NOTE: Unless noted otherwise,  
use the standard hardware torque  
specification chart.

5301386



The above parts group applies to the following Mfg. Nos.:

- 5900756 (CCWKAV1536)
- 5900967 (CCWKAV1636)
- 5900987 (CCWKAV1636RDCE)
- 5900988 (CCWKAV1636SDCE)
- 5900758 (CCWKAV1536SDCE)
- 5900749 (CCWKAV1536RDCE)

## Fuel Tank & Mount Group

REF NO	PART NO.	QTY.	DESCRIPTION
1	5025013X8	4	BOLT, 3/8-16 X 1 GD5 YZ
2	5025156	4	WASHER, 3/8 SAE
3	5022649	4	BODY CLIP, 3/8-16 X .688" DEEP
4	5025010X14	2	BOLT, 1/4-20 X 1-3/4", GD5
5	5025391	2	NUT, 1/4-20 HEX NYLOCK FLANGE
6	5025154	2	WASHER, 1/4 SAE
7	5600050	1	KIT, BUSHING (SV)
8	5020835	2	CLAMP, HOSE, EXTERNAL, 1/2 - RED
9	5403445A	2	STRAP, FUEL TANK - SNP PRO DDS - BLK
10	5101270	4	PAD, RUBBER MOUNT, 1/4 MAT
11	5101651	1	FUEL CAP, 3.5", VENTED
12a	5403229B	1	PLATE, FUEL TANK MOUNT - RED (15HP Models)
12b	5407804B	1	WELD, FUEL TANK MOUNT - RED (16HP Models)
13	5102063	1	TANK, FUEL, PLASTIC, TOP DRAW, NO LOGO
14	5101261	1	PICKUP TUBE ASM, FUEL TANK, 8.0" (SV)
15a	5050831X11	1	HOSE, 1/4" FUEL, 11.00" (15HP Models)
15b	5050831X15	1	HOSE, 1/4" FUEL, 15.00" (16HP Models)
16a	5050833X17	1	WIRE LOOM, 1/2" ID, 17" LONG (15HP Models)
16b	5050833X13	1	WIRE LOOM, 1/2 ID X 13 IN (16HP Models)
17	5021500	1	CLAMP, VINYL INSULATED (Not Shown)

Not for  
Reproduction

## Footnotes

The above parts group applies to the following Mfg. Nos.:

5900756 (CCWKAV1536)

5900967 (CCWKAV1636)

5900987 (CCWKAV1636RDCE)

5900988 (CCWKAV1636SDCE)

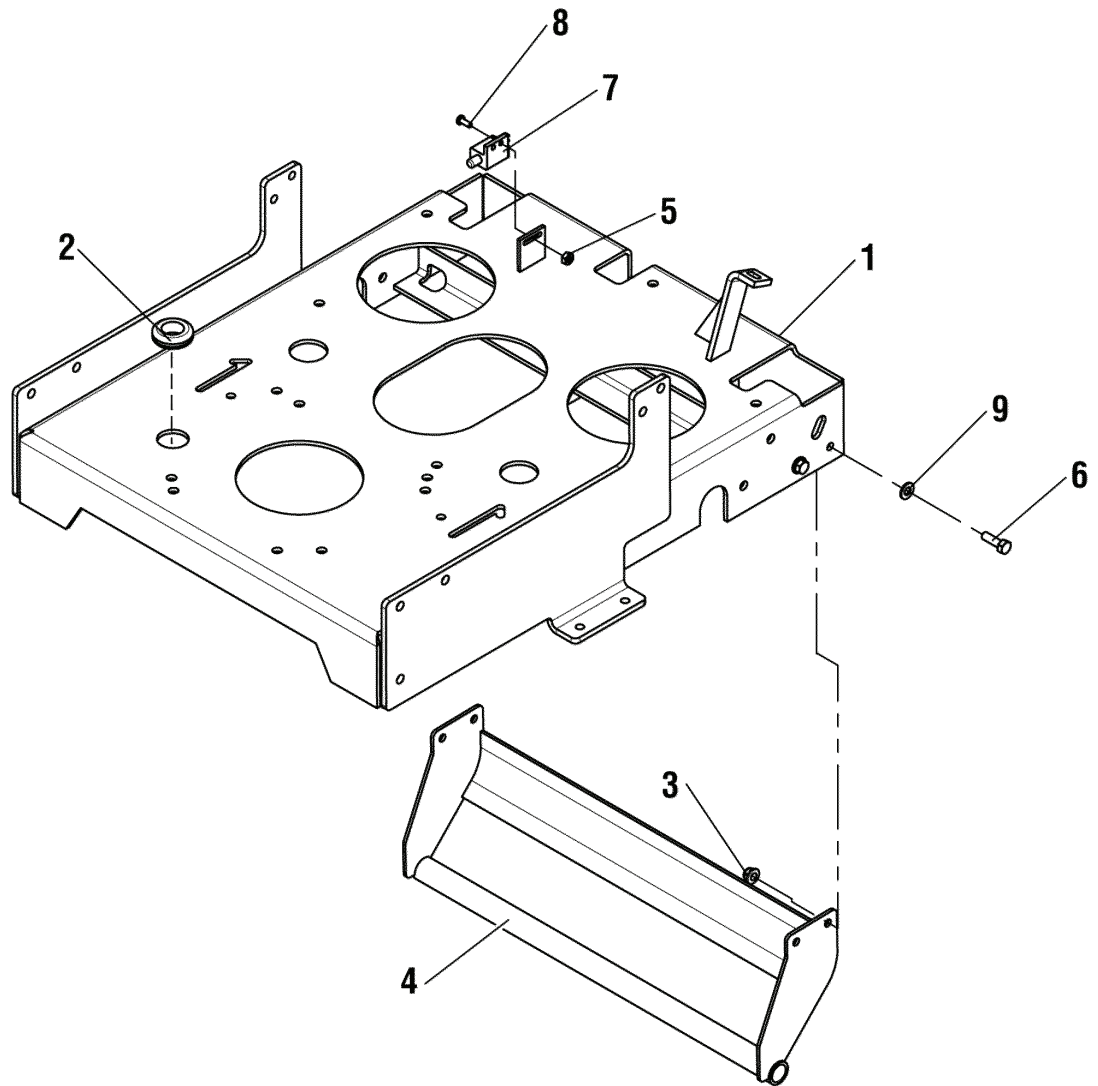
5900758 (CCWKAV1536SDCE)

5900749 (CCWKAV1536RDCE)

## Engine Deck Group (S/N: 2013700899 & Below)

NOTE: Unless noted otherwise,  
use the standard hardware torque  
specification chart.

5301375



The above parts group applies to the following Mfg. Nos.:

5900756 (CCWKAV1536)

5900758 (CCWKAV1536SDCE)

5900749 (CCWKAV1536RDCE)

### **Engine Deck Group (S/N: 2013700899 & Below)**

<b>REF NO</b>	<b>PART NO.</b>	<b>QTY.</b>	<b>DESCRIPTION</b>
1	5403082B	1	WELD, ENGINE DECK, SNP PRO WB - RED
2	5021379	1	GROMMET, 7/8
3	5025392	4	NUT, 5/16-18 HEX NYLOCK FLANGE
4	5403441B	1	WELD, BUMPER - SNP PRO DDS - RED
5	5025029	2	NUT, #10-24 HEX
6	5025011X8	4	BOLT, 5/16-18 X 1 GD5 YZ
7	5022095	1	SWITCH, PLUNGER, N.O./N.C.
8	5025179X4	2	SCREW, #10-24 X 1/2 ROUND PHILLIPS
9	5025155	4	WASHER, 5/16 SAE

Not for  
Reproduction

#### **Footnotes**

---

**The above parts group applies to the following Mfg. Nos.:**

5900756 (CCWKAV1536)

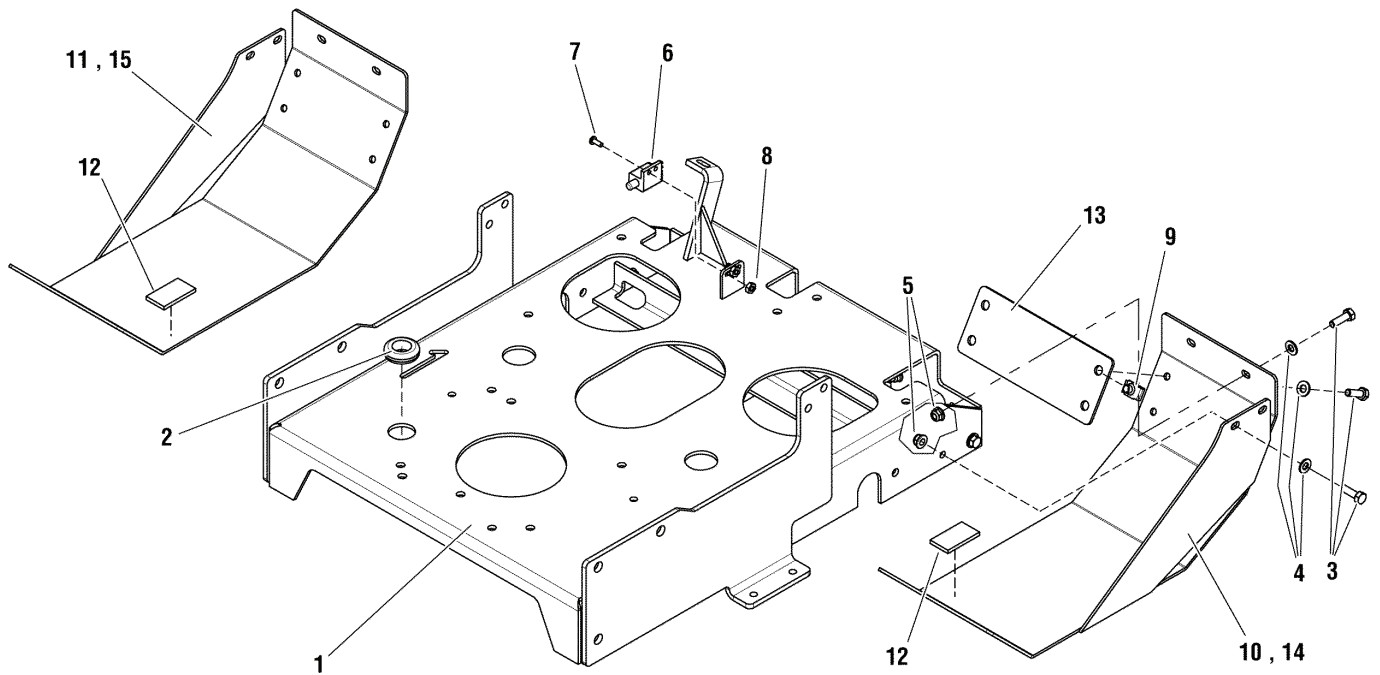
5900758 (CCWKAV1536SDCE)

5900749 (CCWKAV1536RDCE)

## Engine Deck Group (S/N: 2013700900 & Above)

NOTE: Unless noted otherwise,  
use the standard hardware torque  
specification chart.

5101375A



The above parts group applies to the following Mfg. Nos.:

- 5900756 (CCWKAV1536)
- 5900967 (CCWKAV1636)
- 5900987 (CCWKAV1636RDCE)
- 5900988 (CCWKAV1636SDCE)
- 5900758 (CCWKAV1536SDCE)
- 5900749 (CCWKAV1536RDCE)

### **Engine Deck Group (S/N: 2013700900 & Above)**

<b>REF NO</b>	<b>PART NO.</b>	<b>QTY.</b>	<b>DESCRIPTION</b>
1	5407050B	1	WELD, ENGINE DECK, SNP PRO WB - RED
2	5021379	1	GROMMET, 7/8
3	5025011X8	12	BOLT, 5/16-18 X 1 GD5 YZ
4	5025155	12	WASHER, 5/16 SAE
5	5025392	8	NUT, 5/16-18 HEX NYLOCK FLANGE
6	5022095	1	SWITCH, PLUNGER, N.O./N.C.
7	5025179X4	2	SCREW- #10-24 X 1/2 ROUND PHILLIPS
8	5025029	2	NUT, #10-24 HEX
9	5022308	4	BODY CLIP, 5/16-18-7GA MATERIAL
10	5405324B	1	WELD, SKID PLATE, LH - RED (Side Discharge Models)
11	5405325B	1	WELD, SKID PLATE, RH - RED (Side Discharge Models)
12	5101270	2	PAD, RUBBER MOUNT, 1/4 MAT
13	5405361B	1	PLATE, REAR GUARD - RED
14	5406223B	1	WELD, SKID GUARD, LH, CCW36RD (Rear Discharge Models)
15	5406224B	1	WELD, SKID GUARD, RH, CCW36RD (Rear Discharge Models)

Not for  
Reproduction

### **Footnotes**

---

**The above parts group applies to the following Mfg. Nos.:**

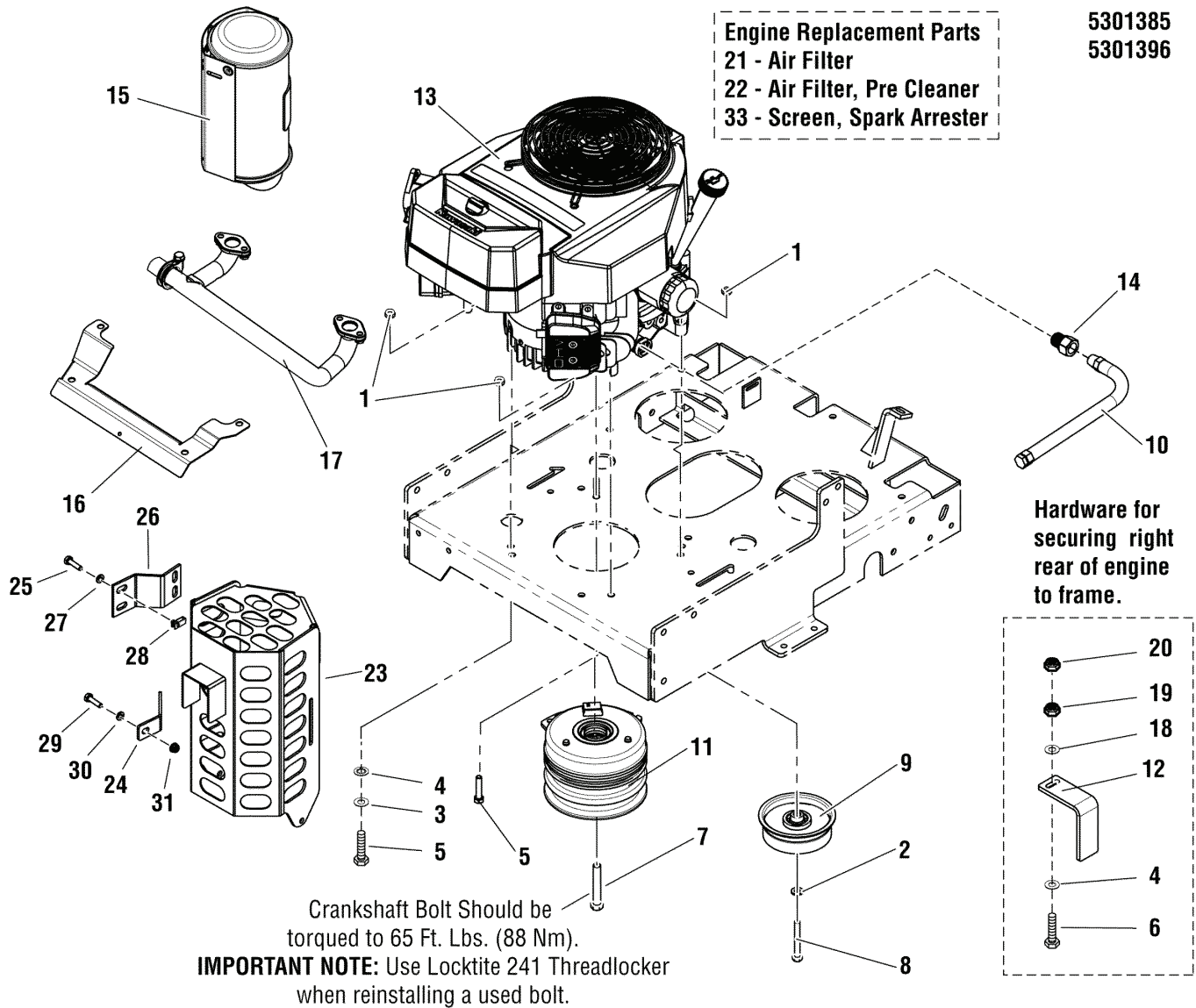
5900756 (CCWKAV1536)  
5900967 (CCWKAV1636)  
5900987 (CCWKAV1636RDCE)  
5900988 (CCWKAV1636SDCE)  
5900758 (CCWKAV1536SDCE)  
5900749 (CCWKAV1536RDCE)

# Engine & PTO - 15 HP Kawasaki Electric Start

NOTE: Unless noted otherwise, use the standard hardware torque specification chart.

5301385  
5301396

Engine Replacement Parts  
21 - Air Filter  
22 - Air Filter, Pre Cleaner  
33 - Screen, Spark Arrester



Hardware for securing right rear of engine to frame.

Crankshaft Bolt Should be torqued to 65 Ft. Lbs. (88 Nm).  
**IMPORTANT NOTE:** Use Locktite 241 Threadlocker when reinstalling a used bolt.

The above parts group applies to the following Mfg. Nos.:

- 5900756 (CCWKAV1536)
- 5900758 (CCWKAV1536SDCE)
- 5900749 (CCWKAV1536RDCE)



## Engine & PTO - 15 HP Kawasaki Electric Start

REF NO	PART NO.	QTY.	DESCRIPTION
1	5025057	4	NUT, 5/16-18 HEX NYLON LOCK
2	5025292	1	WASHER, 5/16 GD.9 FLAT
3	5025155	1	WASHER, 5/16 SAE
4	5025188	1	WASHER, 5/16" INT. TOOTH LOCK
5	5025011X14	2	BOLT, 5/16-18 X 1-3/4" GD5 YZ
6	5025011X18	1	BOLT, 5/16-18 X 2-1/4 GD5 YZ
7	5102866	1	BOLT, CRANKSHAFT, 7/16 X 3
8	5025011X20	1	BOLT, 5/16-18 X 2-1/2" GD5 YZ
9	5022621	1	PULLEY, IDLER, SINGLE FLANGE
10	5048681	1	HOSE, OIL DRAIN
11	5102217	1	CLUTCH, WARNER, ELECTRIC, I-5219-121
12	5404967A	1	ANCHOR, CLUTCH - BLK
13	-	1	ENGINE, 15HP KAWASAKI ELECTRIC START
14	5022234	1	ADAPTER, OIL DRAIN
15	5101655X1	1	MUFFLER, 15HP KAWASAKI (49070-7003)
16	5101655X3	1	HEAT SHIELD, EXHAUST MANIFOLD (SV) (13271-7023)
17	5101655X2	1	MANIFOLD. EXHAUST (SV) (18088-7002)
18	5025170	1	WASHER, 5/16 LOCK YZ
19	5025032	1	NUT, 5/16-18 HEX
20	5025392	1	NUT, 5/16-18 HEX NYLOCK FLANGE
21	5101655X4	1	AIR FILTER (SV) (11013-7017)
22	5101655X5	1	PRE AIR FILTER (SV) (11013-7034)
23	5406265B	1	WELD, MUFFLER GUARD, CCW - RED (Export Models)
24	5404434B	1	BRACKET, MUFFLER GUARD - RED (Export Models)
25	5025010X6	2	BOLT, 1/4-20 X 3/4 GD5 YZ (Export Models)
26	5406582B	1	BRACKET, GUARD MOUNT - RED (Export Models)
27	5025154	2	WASHER, 1/4 SAE (Export Models)
28	5022665	2	BODY CLIP, 1/4-20 X 1/2 DEEP (Export Models)
29	5025011X8	1	BOLT, 5/16-18 X 1 GD5 YZ (Export Models)
30	5025155	1	WASHER, 5/16 SAE (Export Models)
31	5025392	1	NUT, 5/16-18 HEX NYLOCK FLANGE (Export Models)
32	5021334X1	1	OIL FILTER (SV) (49065-2078)
33	5101677	1	SCREE, SPARK ARRESTER (Not Shown)

### Footnotes

The above parts group applies to the following Mfg. Nos.:

5900756 (CCWKAV1536)

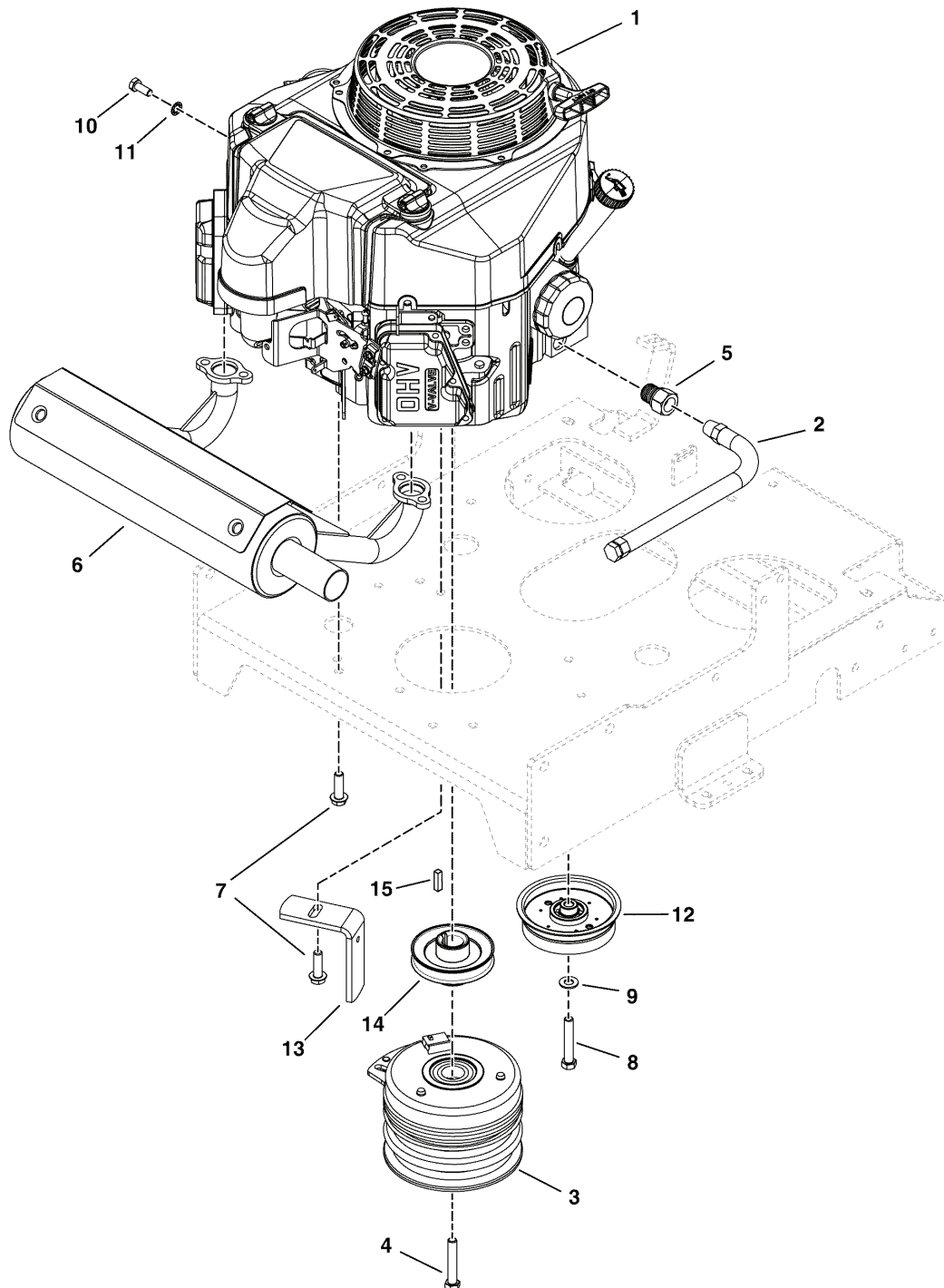
5900758 (CCWKAV1536SDCE)

5900749 (CCWKAV1536RDCE)

## Engine & PTO (16 HP Kawasaki Electric Start)

NOTE: Unless noted otherwise,  
use the standard hardware torque  
specification chart.

5302369



The above parts group applies to the following Mfg. Nos.:

5900967 (CCWKAV1636)

5900987 (CCWKAV1636RDCE)

5900988 (CCWKAV1636SDCE)

### **Engine & PTO (16 HP Kaswasaki Electric Start)**

<b>REF NO</b>	<b>PART NO.</b>	<b>QTY.</b>	<b>DESCRIPTION</b>
1	-	1	ENGINE, 16HP, KAWI, ELEC START,FS481V
2	5048681	1	HOSE, OIL DRAIN
3	5102217	1	CLUTCH, WARNER ELECTRIC, I-5219-121
4	5102865	1	BOLT, CRANKSHAFT,7/16-20X2-3/4, GD8
5	5022234	1	ADAPTER-OIL DRAIN
6	5102765	1	MUFFLER, (16-20 HP),KAWASAKI, HORIZONTAL
7	5025532	3	BOLT,HEX FLG,SER GD5 3/8-16X1-1/4PACH CZ
8	5025058X16	1	BOLT, 3/8-16 X 2 GD5 TFL
9	5025156	1	WASHER, 3/8 SAE
10	5025249	1	BOLT, M8-1.25 X 20MM GD8.8
11	5025188	1	WASHER, 5/16 INT. TOOTH LOCK
12	5102496	1	PULLEY, IDLER, SINGLE FLANGE, 4" OD
13	5406655B	1	ANCHOR, CLUTCH, SINGLE HOLE - RED
14	5101311	1	PULLEY, CRANKSHAFT, 1.0005 ID X 4.25 OD
15	5050407X8	1	KEY, 1/4 SQ X 1

Not for  
Reproduction

#### **Footnotes**

---

**The above parts group applies to the following Mfg. Nos.:**

5900967 (CCWKAV1636)

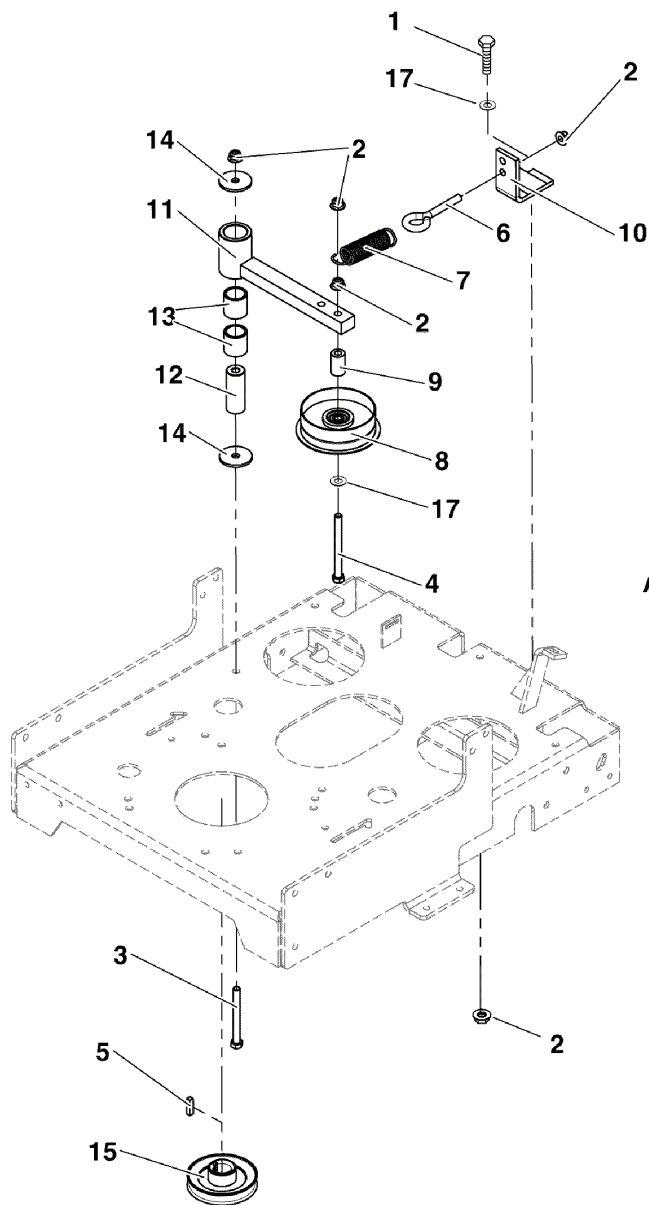
5900987 (CCWKAV1636RDCE)

5900988 (CCWKAV1636SDCE)

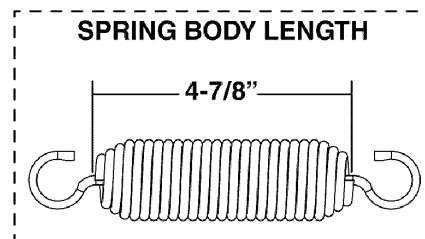
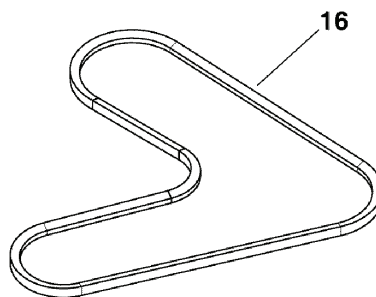
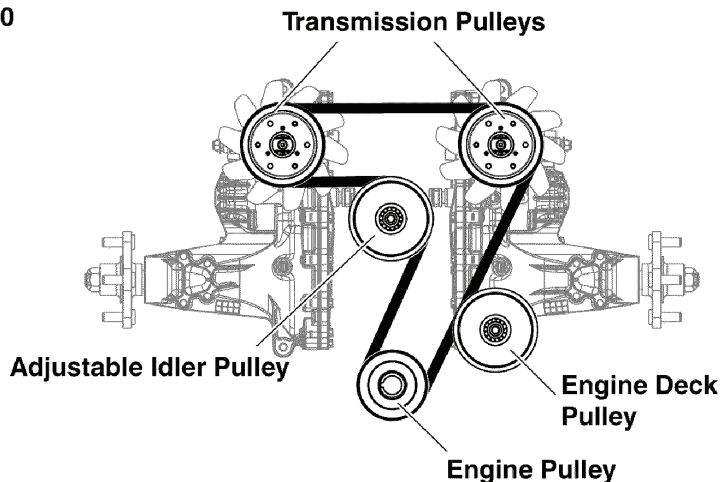
# Pump Drive Group

NOTE: Unless noted otherwise, use the standard hardware torque specification chart.

5301381



## Belt Routing Diagram



The above parts group applies to the following Mfg. Nos.:

- 5900756 (CCWKAV1536)
- 5900967 (CCWKAV1636)
- 5900987 (CCWKAV1636RDCE)
- 5900988 (CCWKAV1636SDCE)
- 5900758 (CCWKAV1536SDCE)
- 5900749 (CCWKAV1536RDCE)

## Pump Drive Group

REF NO	PART NO.	QTY.	DESCRIPTION
1	5025013X8	1	BOLT, 3/8-16 X 1 GD5 YZ
2	5025394	5	NUT, 3/8-16 HEX NYLOCK FLANGE
3	5025013X28	1	BOLT, 3/8-16 X 3-1/2 GD5 YZ
4	5025013X32	1	BOLT, 3/8-16 X 4 GD5 YZ
5	5050407X8	1	KEY, 1/4 SQ. X 1.00
6	5023497	1	EYE BOLT, 3/8-16 X 5, 1 EYE
7	5100633	1	SPRING-EXT, 1.25 ODX5.70LGX.142WR, BLK
8	5022621	1	PULLEY, IDLER, SINGLE FLANGE
9	5101245	1	SPACER, .38 X .75 X 1.25, YZ
10	5408037B	1	BRACKET, EYEBOLT - RED
11	5046430A	1	WELD, ARM, PUMP DRIVE IDLER - BLK
12	5102004	1	SPACER, .39 X 1.00 X 2.55, SS
13	5022157	2	BUSHING, BRASS, 1.25X1X1.25
14	5025305	2	WASHER, .41 X 1.75 X .14
15	5101311	1	PULLEY, CRANKSHAFT
16	5021770	1	BELT, #7-5331
17	5025156	2	WASHER, 3/8 SAE

Not for  
Reproduction

### Footnotes

---

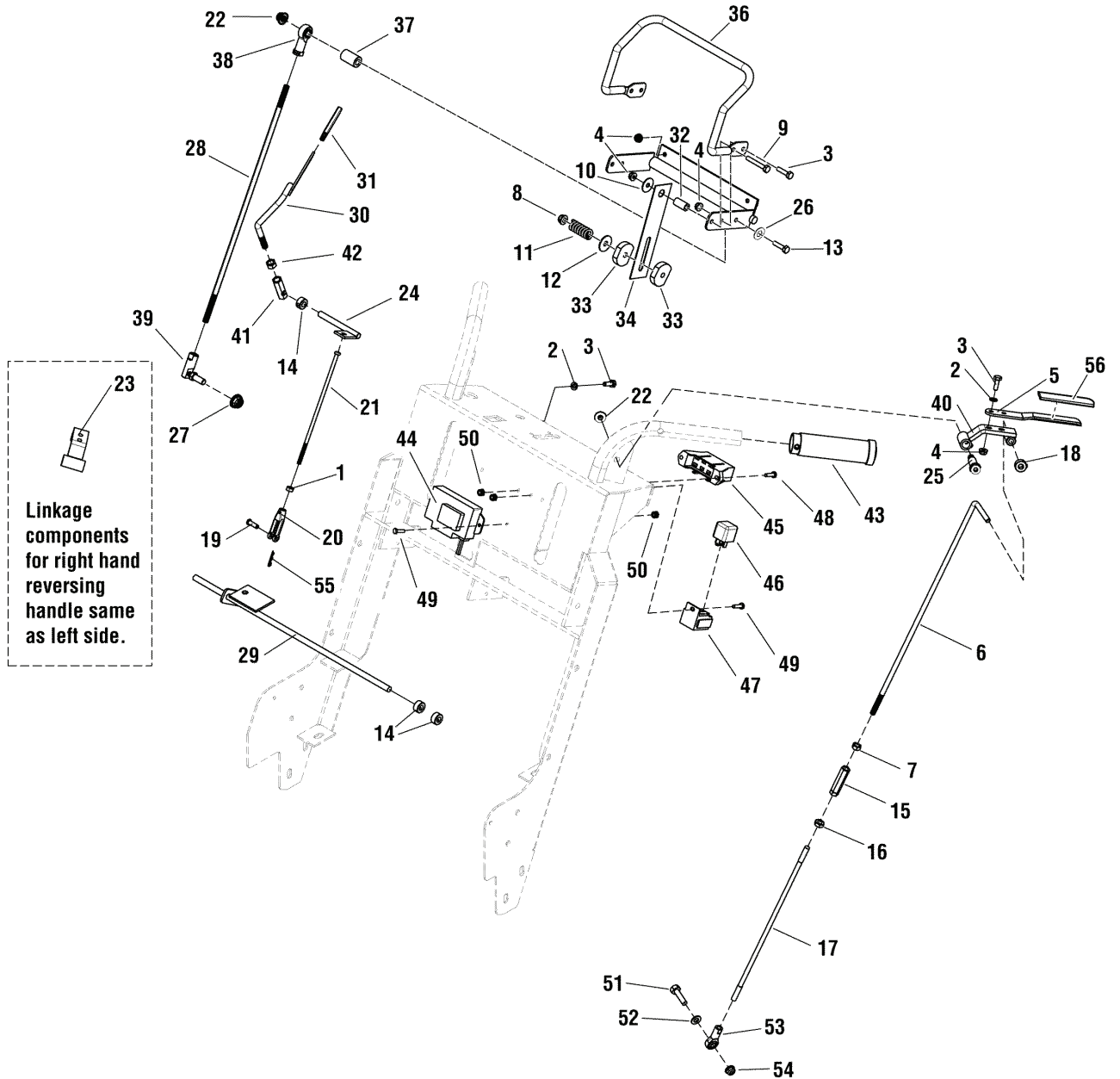
**The above parts group applies to the following Mfg. Nos.:**

5900756 (CCWKAV1536)  
5900967 (CCWKAV1636)  
5900987 (CCWKAV1636RDCE)  
5900988 (CCWKAV1636SDCE)  
5900758 (CCWKAV1536SDCE)  
5900749 (CCWKAV1536RDCE)

# Motion Control Group - Upper (S/N: 2013964104 & Below)

NOTE: Unless noted otherwise,  
use the standard hardware torque  
specification chart.

5301377



The above parts group applies to the following Mfg. Nos.:

- 5900756 (CCWKAV1536)
- 5900758 (CCWKAV1536SDCE)
- 5900749 (CCWKAV1536RDCE)

**Motion Control Group - Upper (S/N: 2013964104 & Below)**

REF NO	PART NO.	QTY.	DESCRIPTION
1	7090095	1	NUT, HEX 1/4F GR5 YZ
2	5025154	8	WASHER, 1/4 SAE
3	5025010X6	9	BOLT, 1/4-20 X 3/4 GD5 YZ
4	5025391	10	NUT, 1/4-20 HEX NYLOCK FLANGE
5	5101287A	2	LEVER, REVERSE HANDLE
6	5101673	2	ROD, REVERSING, SW20
7	5023212	2	NUT, 5/16-24 HEX, LH
8	5025392	1	NUT, 5/16-18 HEX NYLOCK FLANGE
9	5025010X14	1	BOLT, 1/4-20 X 1-3/4" GD5 YZ
10	5025288	1	WASHER, 1/4" FENDER
11	5021773	1	SPRING, BRAKE
12	5025164	1	WASHER, 5/16" FENDER
13	5025013X20	1	BOLT, 3/8-16 X 2-1/2"
14	5010546	3	COLLAR, 3/8" SET
15	5101676	2	ADJUSTER, ROD LINKAGE 5/16-24
16	5025388	2	NUT, 5/16-18 HEX JAM
17	5042555	2	ROD, 5/16 X 13.75 TBE
18	5020047	2	COLLAR, 5/16" SET
19	5025212X7	1	PIN, CLEVIS, 1/4 X 7/8
20	5021104	1	CLEVIS, 1/4-28, PLASTIC
21	5101591	1	ROD, OPC LINK, FER DD WB
22	5025394	3	NUT, 3/8-16 HEX NYLOCK FLANGE
23	5403307B	1	WELD, REVERSE HANDLE - RH
24	5404155B	1	WELD, OPERATOR PRESENCE ROD - RED
25	5025220	2	BOLT, 3/8-16 x 1-1/2", 1/2" SHOULDER
26	5025156	2	WASHER, 3/8 SAE
27	5025097	1	NUT, 3/8-24 HEX NYLON LOCK
28	5101236	1	ROD, CRUISE CONTROL, SNP PRO WB
29	5404154B	1	WELD, ROD, SWITCH - RED
30	5049037B	1	WELD, OPERATOR PRESENCE, RH
31	5021490	1	GRIP, VINYL, 1/2 X 4
32	5101274	1	SPACER, .26 X .50 X 1.00 YZ
33	5044726	2	DDS BRAKE PUCK
34	5403778	1	PLATE, FRICTION CONTROL
35	5403776B	1	WELD, SPEED CONTROL, DDS - RED
36	5100744	1	BAR, SPEED CONTROL, DIPPED
37	5101245	1	SPACER, .38 X .75 X 1.25, YZ
38	5022392	1	ROD END, 3/8-24 LH FEMALE
39	5020805	1	BALL JOINT, 3/8-24 FEM, STUD.
40	5403959B	1	WELD, REVERSE HANDLE - LH
41	5043417	1	ADJUSTER, LINKAGE

**Footnotes**

The above parts group applies to the following Mfg. Nos.:

5900756 (CCWKAV1536)

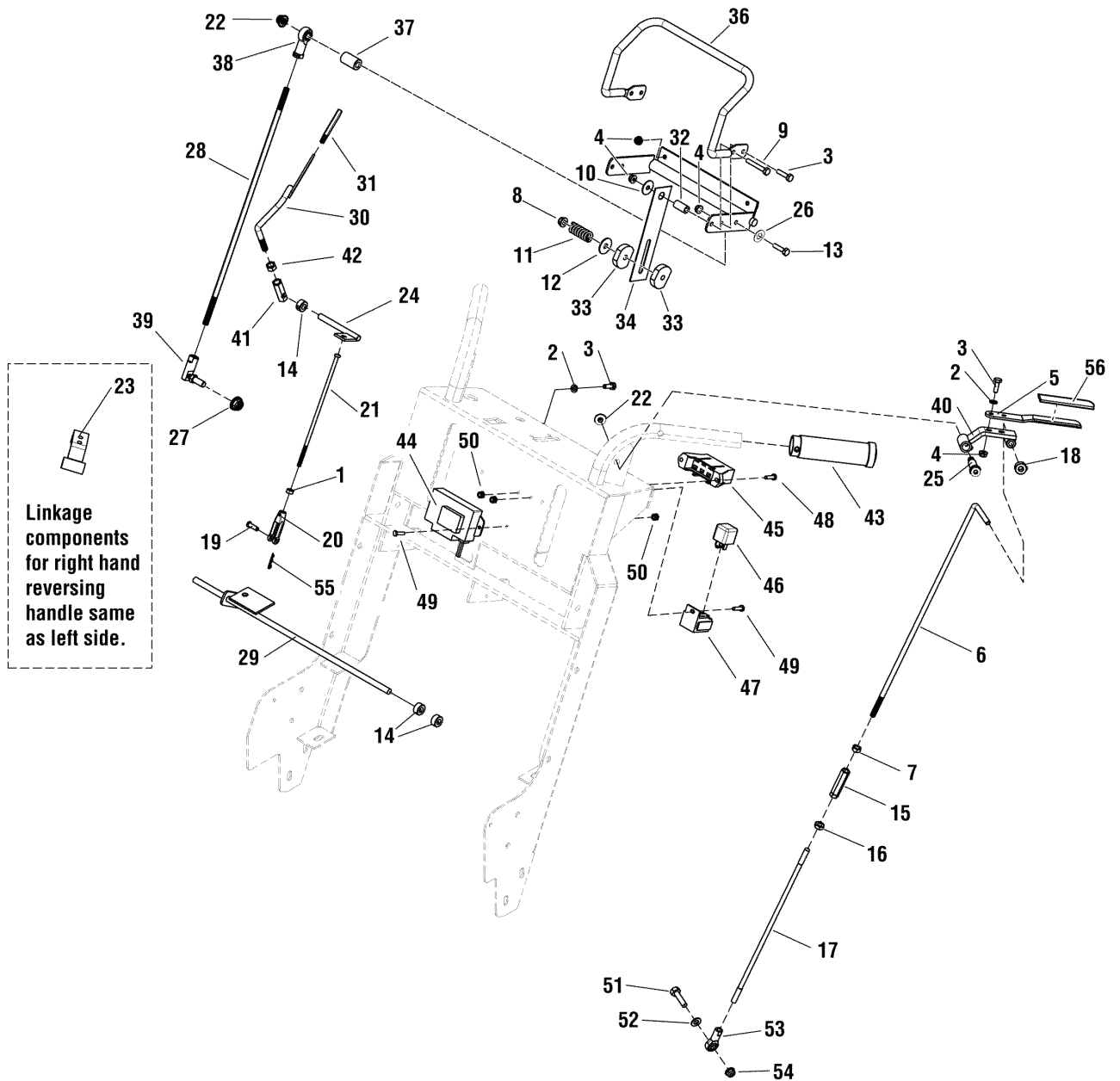
5900758 (CCWKAV1536SDCE)

5900749 (CCWKAV1536RDCE)

# Motion Control Group - Upper (S/N: 2013964104 & Below)

NOTE: Unless noted otherwise,  
use the standard hardware torque  
specification chart.

5301377



The above parts group applies to the following Mfg. Nos.:

- 5900756 (CCWKAV1536)
- 5900758 (CCWKAV1536SDCE)
- 5900749 (CCWKAV1536RDCE)



**Motion Control Group - Upper (S/N: 2013964104 & Below)**

REF NO	PART NO.	QTY.	DESCRIPTION
42	5025034	1	NUT, 3/8-16 HEX
43	5600164	2	KIT, 1-SENSO GRIP, MAGURA
44	5600165	1	KIT, ELELCTRONIC BOX, MAGURA
45	5021518	1	FUSE BLOCK
46	5021766	2	RELAY, 12V, 40A
47	-	2	SOCKET, RELAY (SEE ELECTIRCAL SCHEMATICS)
48	5025179X6	2	SCREW, #10-24 X 3/4 ROUND PHILLIPS
49	5025179X4	4	SCREW- #10-24 X 1/2 ROUND PHILLIPS
50	5025029	6	NUT, #10-24 HEX
51	5025055X10	2	BOLT, 5/16-18 X 1-1/4 GD5 TFL
52	5025155	2	WASHER, 5/16 SAE
53	5021146	2	BALL JOINT,5/16-24, FEMALE
54	5025392	2	NUT, 5/16-18 HEX NYLOCK FLANGE
55	5025211	1	PIN, HAIR, .0585 X 1-1/8, 1/4 EYE YZ
56	5025510	2	GRIP, FOAM, 1/4 X 1"

Not for  
Reproduction

**Footnotes**

---

**The above parts group applies to the following Mfg. Nos.:**

5900756 (CCWKAV1536)

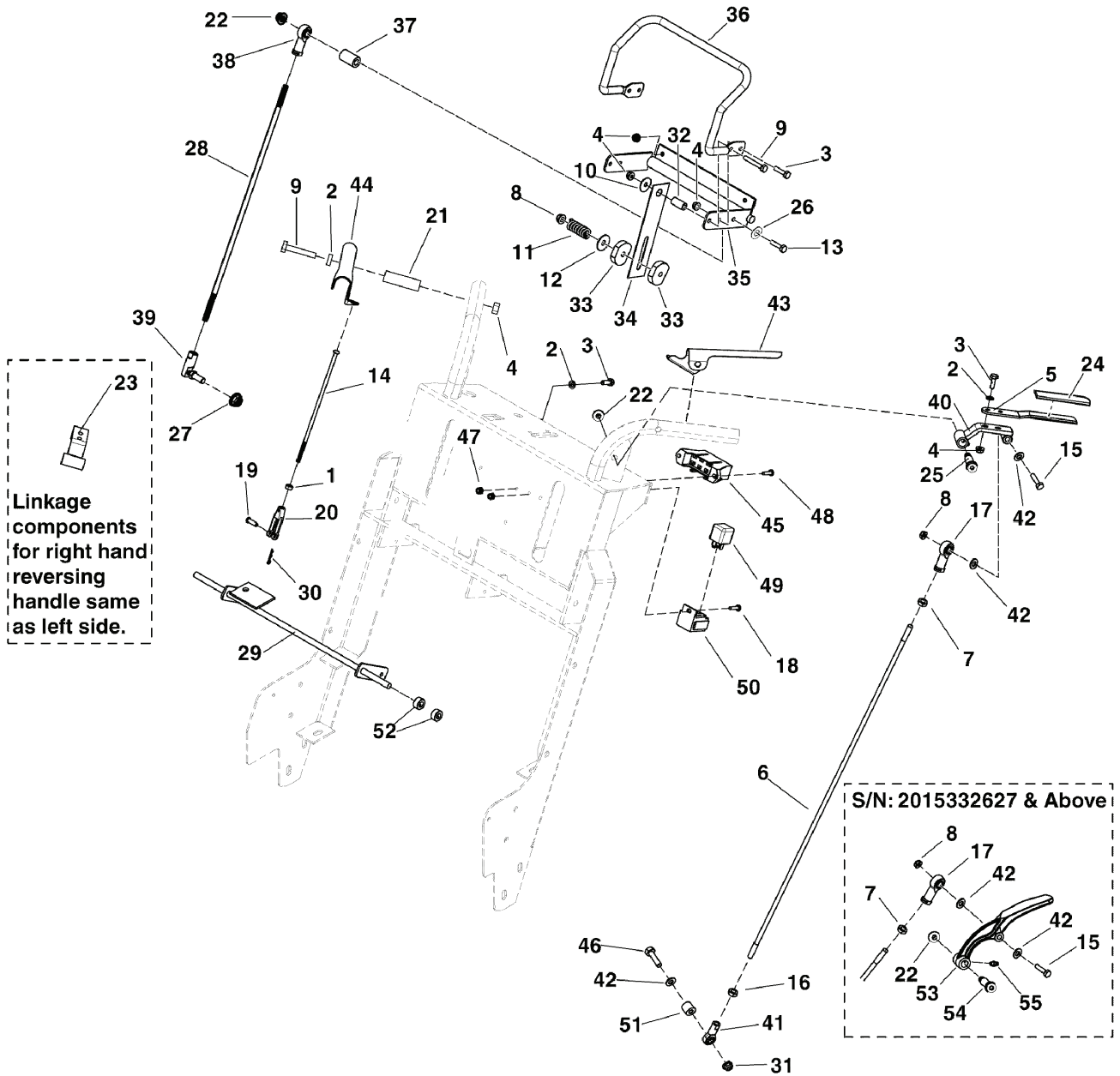
5900758 (CCWKAV1536SDCE)

5900749 (CCWKAV1536RDCE)

# Motion Control Group - Upper (S/N: 2013964105 & Above)

NOTE: Unless noted otherwise, use the standard hardware torque specification chart.

5301377A



The above parts group applies to the following Mfg. Nos.:

- 5900756 (CCWKAV1536)
- 5900967 (CCWKAV1636)
- 5900987 (CCWKAV1636RDCE)
- 5900988 (CCWKAV1636SDCE)
- 5900758 (CCWKAV1536SDCE)
- 5900749 (CCWKAV1536RDCE)

**Motion Control Group - Upper (S/N: 2013964105 & Above)**

REF NO	PART NO.	QTY.	DESCRIPTION
1	7090095	2	NUT, HEX 1/4F GR5 YZ
2	5025154	8	WASHER, 1/4 SAE
3	5025010X6	9	BOLT, 1/4-20 X 3/4 GD5 YZ
4	5025391	12	NUT, 1/4-20 HEX NYLOCK FLANGE
5a	5407391A	2	LEVER, REVERSE HANDLE - BLK (S/N: 2014663599 - 2015332626)
5b	5101287A	2	LEVER, REVERSE HANDLE - BLK (S/N: 2014663598 & Below)
6	5102147	2	ROD, 5/16-24 X 33.2 LH-RH, YZ
7	5023212	2	NUT, 5/16-24 HEX, LH
8	5025392	3	NUT, 5/16-18 HEX NYLOCK FLANGE
9	5025010X14	3	BOLT, 1/4-20 X 1-3/4" GD5 YZ
10	5025288	1	WASHER, 1/4" FENDER
11	5022361	1	SPRING-COMP, .428IDX2.50LGX.154WR, BZ
12	5025164	1	WASHER, 5/16" FENDER
13	5025013X20	1	BOLT, 3/8-16 X 2-1/2"
14	5101242	2	ROD, OPC LINK
15	5025011X16	2	BOLT, 5/16-18 X 2, GD5
16	5025388	2	NUT, 5/16-18 HEX JAM
17	5022628	2	BALL JOINT, 5/16-24, LH FEMALE
18	5025179X4	2	SCREW, #10-24 X 1/2 ROUND PHILLIPS
19	5025212X7	2	PIN, CLEVIS, 1/4 X 7/8
20	5021104	2	CLEVIS, 1/4-28, PLASTIC
21	5101215	2	SPACER, .26 X .38 X 1.250 YZ
22	5025394	3	NUT, 3/8-16 HEX NYLOCK FLANGE
23	5403307B	1	WELD, REVERSE HANDLE - RH (S/N: 2015332626 & Below)
24	5025510	2	GRIP, FOAM, 1/4 X 1" (S/N: 2015332626 & Below)
25	5025220	2	BOLT, 3/8-16 x 1-1/2", 1/2" SHOULDER (S/N: 2015332626 & Below)
26	5025156	2	WASHER, 3/8 SAE
27	5025097	1	NUT, 3/8-24 HEX NYLON LOCK
28	5101236	1	ROD, CRUISE CONTROL, SNP PRO WB
29	5403239B	1	WELD, OPC SHAFT, RED
30	5025211	2	PIN, HAIR, .0585 X 1-1/8, 1/4 EYE YZ
31	5025392	2	NUT, 5/16-18 HEX NYLOCK FLANGE
32	5101274	1	SPACER, .26 X .50 X 1.00 YZ
33	5400065	2	SPACER, .34 X 1.54 X .25 UHMW
34	5403778	1	PLATE, FRICTION CONTROL
35	5403776B	1	WELD, SPEED CONTROL, DDS - RED
36	5100744	1	BAR, SPEED CONTROL, DIPPED
37	5101245	1	SPACER, .38 X .75 X 1.25, YZ
38	5022392	1	ROD END, 3/8-24 LH FEMALE
39	5020805	1	BALL JOINT, 3/8-24 FEM, STUD.
40	5403959B	1	WELD, REVERSE HANDLE - LH (S/N: 2015332626 & Below)

**Footnotes**

The above parts group applies to the following Mfg. Nos.:

5900756 (CCWKAV1536)

5900967 (CCWKAV1636)

5900987 (CCWKAV1636RDCE)

5900988 (CCWKAV1636SDCE)

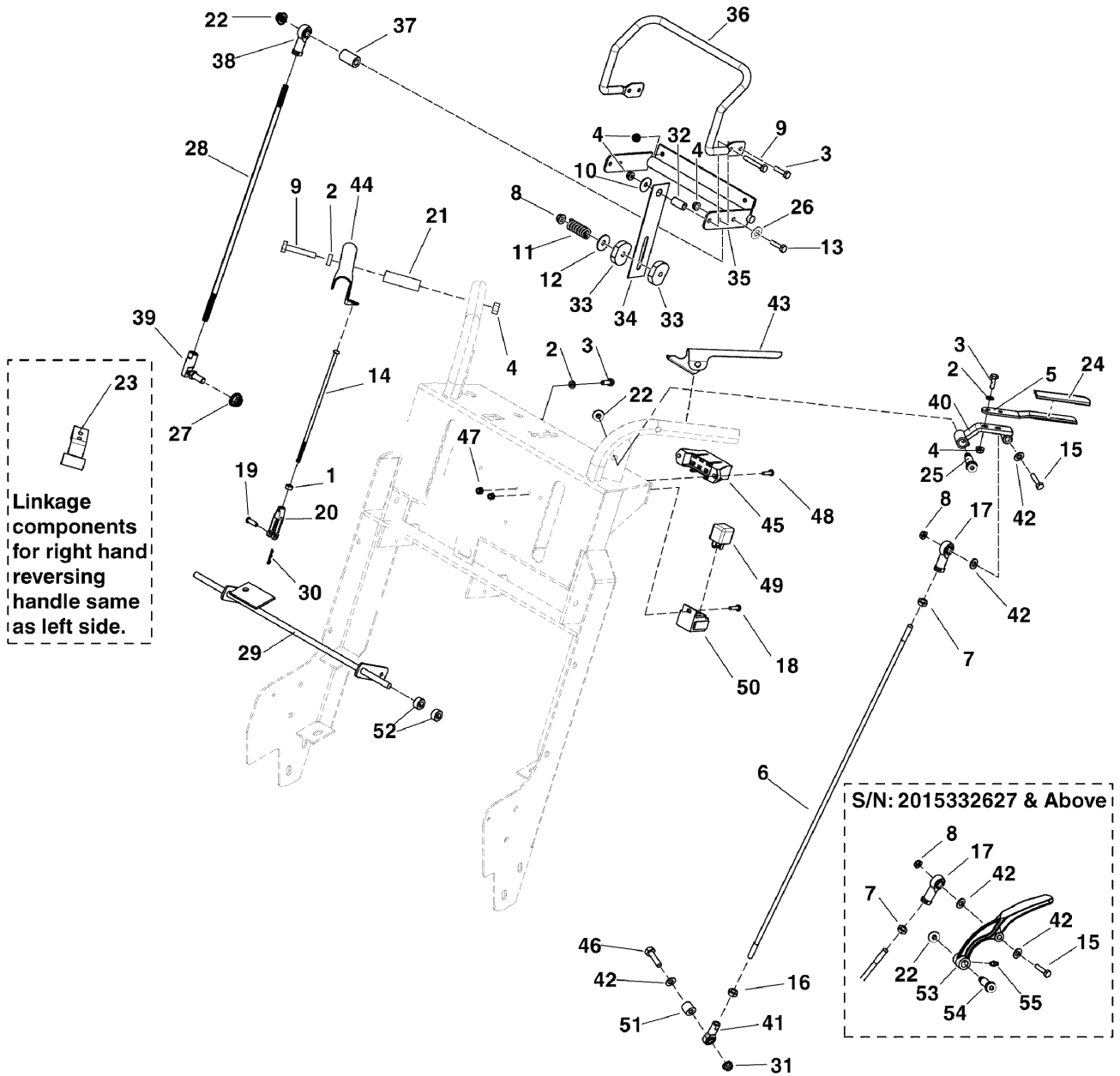
5900758 (CCWKAV1536SDCE)

5900749 (CCWKAV1536RDCE)

# Motion Control Group - Upper (S/N: 2013964105 & Above)

NOTE: Unless noted otherwise, use the standard hardware torque specification chart.

5301377A



The above parts group applies to the following Mfg. Nos.:

- 5900756 (CCWKAV1536)
- 5900967 (CCWKAV1636)
- 5900987 (CCWKAV1636RDCE)
- 5900988 (CCWKAV1636SDCE)
- 5900758 (CCWKAV1536SDCE)
- 5900749 (CCWKAV1536RDCE)

**Motion Control Group - Upper (S/N: 2013964105 & Above)**

REF NO	PART NO.	QTY.	DESCRIPTION
41	5021146	2	BALL JOINT,5/16-24, FEMALE
42	5025155	4	WASHER, 5/16 SAE
43	5102342A	1	FLAP, OPC
44	5102341A	1	FLAP, OPC
45	5021518	1	FUSE BLOCK
46	5025011X12	2	BOLT, 5/16-18 X 1-1/2 GD5 YZ
47	5025029	4	NUT, #10-24 HEX
48	5025179X6	2	SCREW, #10-24 X 3/4 ROUND PHILLIPS
49	5021766	2	RELAY, 12V, 40A
50	-	2	SOCKET, RELAY (SEE ELECTRICAL SCHEMATICS)
51	5102463	2	SPACER, .33 X .50 X .25, CZ
52	5010546	2	COLLAR, 3/8 SET
53	5102556A	2	HANDLE, REVERSING - BLK (S/N: 2015332627 & Above)
54	5025223	2	BOLT, 3/8-16 X 1, 1/2 SHOULDER (S/N: 2015332627 & Above)
55	5020095	2	GREASE FITTING, 1/4-28 STRAIGHT (S/N: 2015332627 & Above)

Not for  
Reproduction

**Footnotes**

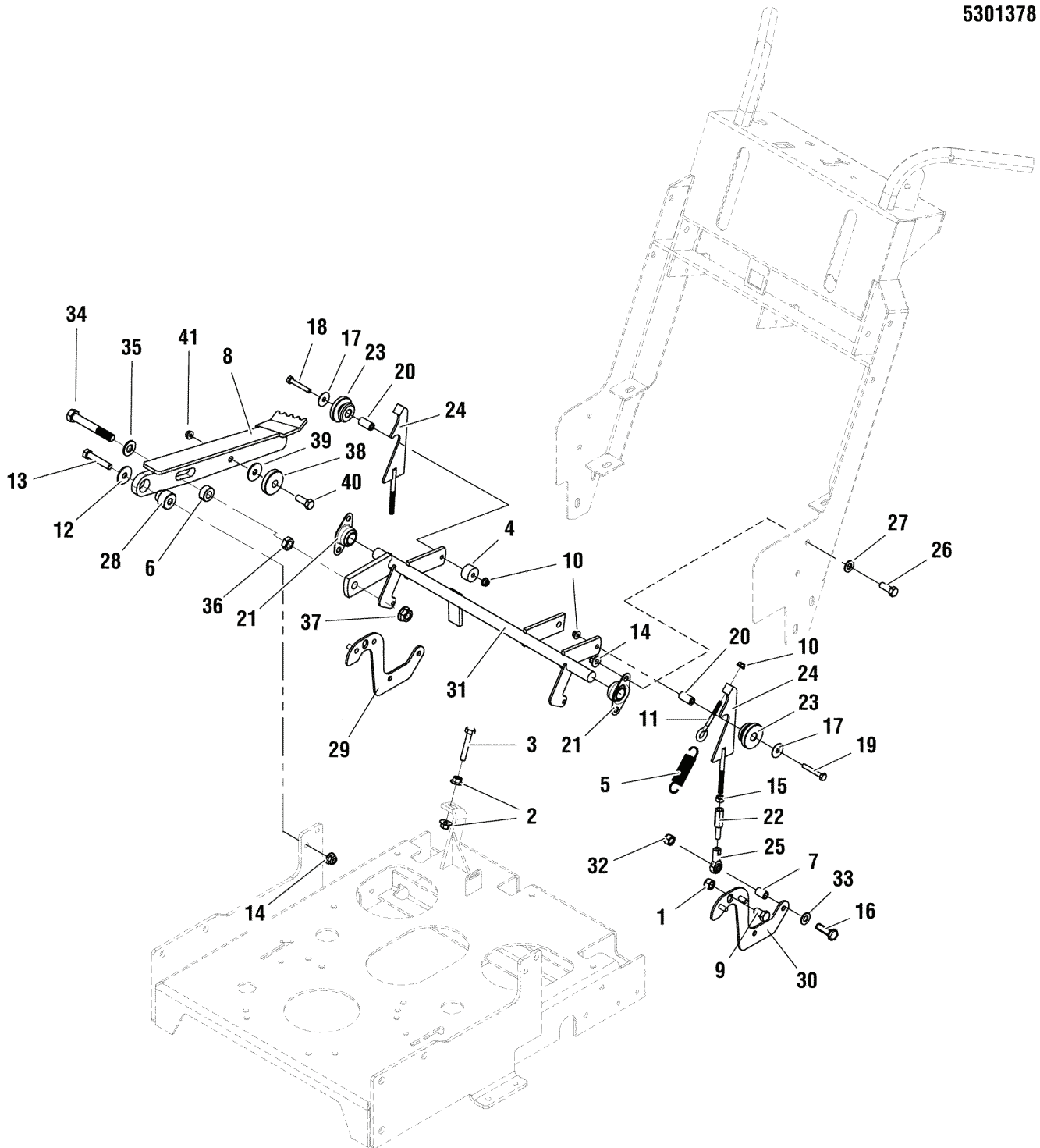
**The above parts group applies to the following Mfg. Nos.:**

- 5900756 (CCWKAV1536)
- 5900967 (CCWKAV1636)
- 5900987 (CCWKAV1636RDCE)
- 5900988 (CCWKAV1636SDCE)
- 5900758 (CCWKAV1536SDCE)
- 5900749 (CCWKAV1536RDCE)

## Motion Control Group - Lower (S/N: 2014601995 & Below)

NOTE: Unless noted otherwise,  
use the standard hardware torque  
specification chart.

5301378



The above parts group applies to the following Mfg. Nos.:

5900756 (CCWKAV1536)

5900758 (CCWKAV1536SDCE)

5900749 (CCWKAV1536RDCE)

**Motion Control Group - Lower (S/N: 2014601995 & Below)**

REF NO	PART NO.	QTY.	DESCRIPTION
1	5025125	2	NUT, 7/16-14 HEX NYLON LOCK
2	725338	2	NUT, .31-24 HEX FLG SERLK
3	5025538	1	BOLT, 5/16-24 X 1-3/4, FULL THRD, GD5 YZ
4	5101281	1	SPACER, .26 X .50 X .50 YZ
5	5101339	2	SPRING, EXTENSION, 3.281 X .751 X .075 WIRE
6	5010580	1	COLLAR, 1/2" SET
7	5101260	2	SPACER, .33 X .63 X 1.00, YZ
8a	5407090B	1	WELD, FOOT PEDAL, SW30 - RED (S/N: 2014185058 & ABOVE)
8b	5405649B	1	WELD, PEDAL, NEUTRAL RETURN - RED (S/N: 2014185057 & BELOW)
9	5025015X6	2	BOLT, 7/16-14 X 3/4, GD 5 YZ
10	5025391	4	NUT, 1/4-20 HEX NYLOCK FLANGE
11	5025189X24	2	EYE BOLT, 1/4-20 X 3, ZC
12	5100548	1	WASHER, .390 X 1.50 X .109 YZ
13	5025013X16	1	BOLT, 3/8-16 X 2 GD5 YZ
14	5025394	5	NUT, 3/8-16 HEX NYLOCK FLANGE
15	5023212	2	NUT, 5/16-24 HEX, LH
16	5025011X18	2	BOLT, 5/16-18 X 2-1/4", GD5
17	5025288	2	WASHER, 1/4" FENDER
18	5025010X18	1	BOLT, 1/4-20 X 2-1/4", GD5
19	5025010X14	1	BOLT, 1/4-20 X 1-3/4" GD5 YZ
20	5100832	2	SLEEVE, CRUISE CONTROL ROLLER
21	5021098	2	BEARING, BRONZE FLANGE, 3/4
22	5101243	2	ADJUSTER, ROD LINKAGE 5/16-24
23	5100766	2	ROLLER, SPEED CONTROL
24	5101240	2	ROD, CONTROL RAMP
25	5021146	2	BALL JOINT, 5/16-24, FEMALE
26	5025013X8	4	BOLT, 3/8-16 X 1 GD5 YZ
27	5025156	4	WASHER, 3/8 SAE
28a	5102406	1	SPACER, .38 X 1.13 X .781 STEP, CZ (S/N: 2014185058 & ABOVE)
28b	5101262	1	SPACER, .38 X 1.13 X 1.00 STEP, YZ (S/N: 2014185057 & BELOW)
29	5405374B	1	WELD, CONTROL ARM - RH - RED
30	5405373B	1	WELD, CONTROL ARM - LH - RED
31	5404490B	1	WELD, CONTROL SHAFT - RED
32	5025392	2	NUT, 5/16-18 HEX NYLOCK FLANGE
33	5025155	2	WASHER, 5/16 SAE
34	5025017X28	1	BOLT, 1/2-13 X 3-1/2 GD5
35	5025158	1	WASHER, 1/2 SAE
36	5025301	1	NUT, 1/2-13 JAM
37	5025396	1	NUT, 1/2-13 HEX NYLOCK FLANGE
38	5400065	1	SPACER, .34 X 1.54 X .25 UHMW (S/N: 2014185058 & ABOVE)
39	5044617	1	WASHER, .34 X 1.25 X 10 GA (S/N: 2014185058 & ABOVE)

**Footnotes**

The above parts group applies to the following Mfg. Nos.:

5900756 (CCWKAV1536)

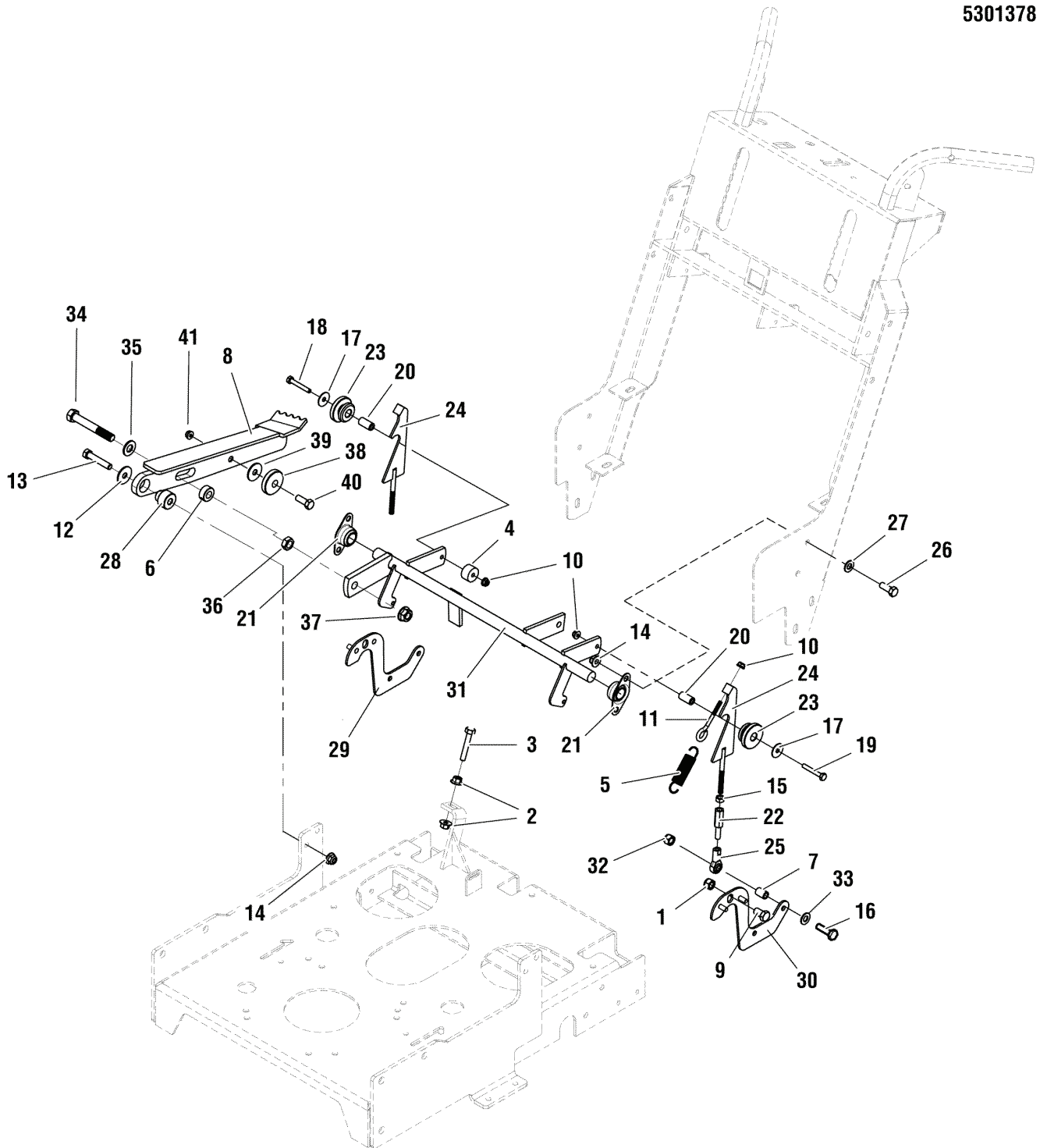
5900758 (CCWKAV1536SDCE)

5900749 (CCWKAV1536RDCE)

# Motion Control Group - Lower (S/N: 2014601995 & Below)

NOTE: Unless noted otherwise,  
use the standard hardware torque  
specification chart.

5301378



The above parts group applies to the following Mfg. Nos.:

- 5900756 (CCWKAV1536)
- 5900758 (CCWKAV1536SDCE)
- 5900749 (CCWKAV1536RDCE)



**Motion Control Group - Lower (S/N: 2014601995 & Below)**

---

<b>REF NO</b>	<b>PART NO.</b>	<b>QTY.</b>	<b>DESCRIPTION</b>
40	5025561	1	SCREW, 5/16-18 X 1-1/4, FSHS, BLK, ALLEN (S/N: 2014185058 & ABOVE)
41	5025392	1	NUT, 5/16-18 HEX NYLOCK FLANGE (S/N: 2014185058 & ABOVE)

---

Not for  
Reproduction

**Footnotes**

---

**The above parts group applies to the following Mfg. Nos.:**

5900756 (CCWKAV1536)

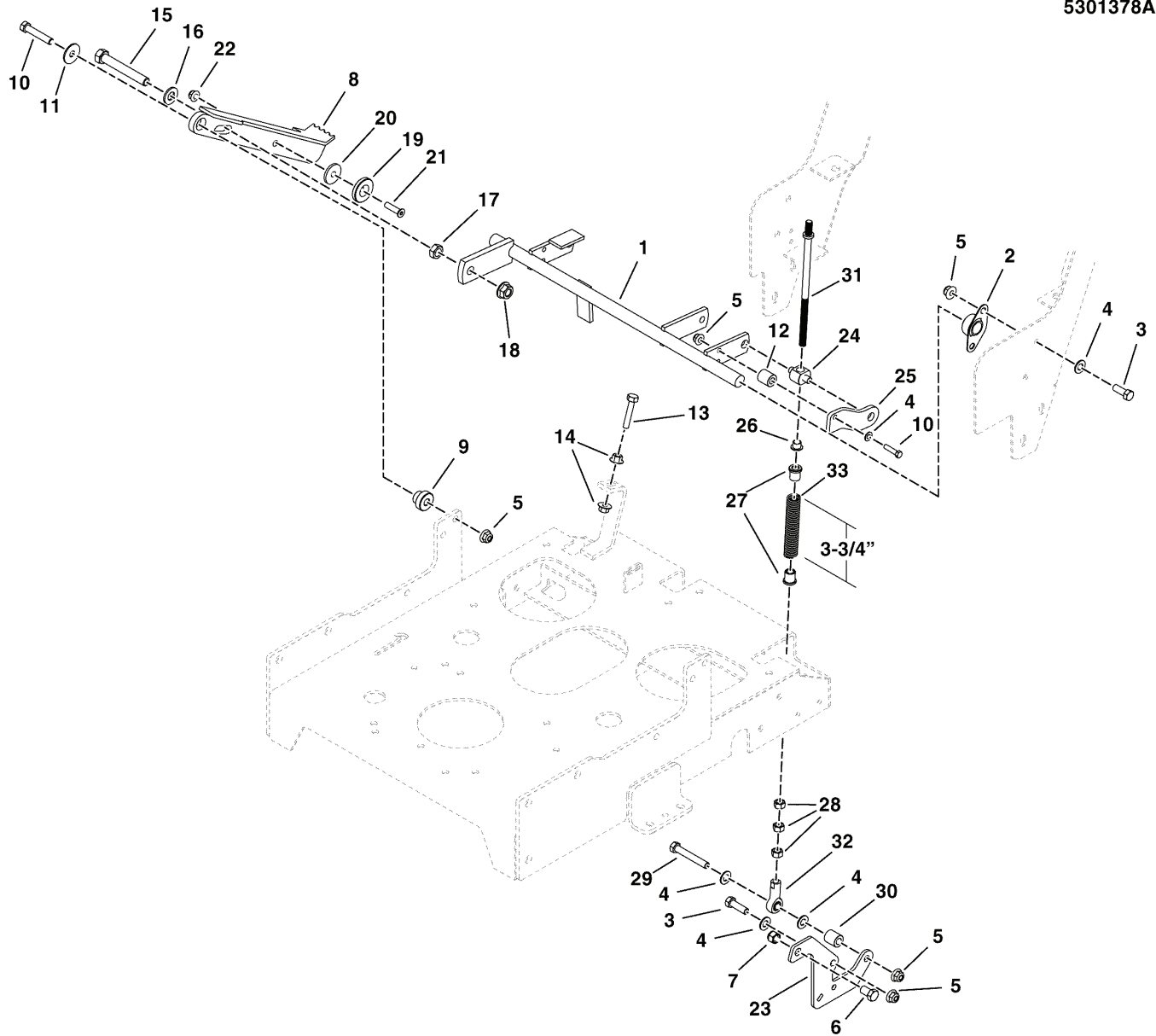
5900758 (CCWKAV1536SDCE)

5900749 (CCWKAV1536RDCE)

## Motion Control Group - Lower (S/N: 2014601996 & Above)

NOTE: Unless noted otherwise,  
use the standard hardware torque  
specification chart.

5301378A



The above parts group applies to the following Mfg. Nos.:

- 5900756 (CCWKAV1536)
- 5900967 (CCWKAV1636)
- 5900987 (CCWKAV1636RDCE)
- 5900988 (CCWKAV1636SDCE)
- 5900758 (CCWKAV1536SDCE)
- 5900749 (CCWKAV1536RDCE)

**Motion Control Group - Lower (S/N: 2014601996 & Above)**

REF NO	PART NO.	QTY.	DESCRIPTION
1	5407178B	1	WELD, CONTROL SHAFT, SW20 - RED
2	5021098	2	BEARING, BRONZE FLANGE, 3/4
3	5025013X8	6	BOLT, 3/8-16 X 1 GD5 YZ
4	5025156	10	WASHER, 3/8 SAE
5	5025394	9	NUT, 3/8-16 HEX NYLOCK FLANGE
6	5025015X6	2	BOLT, 7/16-14 X 3/4, GD 5 YZ
7	5025125	2	NUT, 7/16-14 HEX NYLON LOCK
8	5407090B	1	WELD, FOOT PEDAL, SW30 - RED
9	5102406	1	SPACER, .38 X 1.13 X .781 STEP, CZ
10	5025013X16	3	BOLT, 3/8-16 X 2 GD5 YZ
11	5100548	1	WASHER, .390 X 1.50 X .109, YZ
12	5047125	2	SPACER, .39 X 1.00 X .88, CZ
13	5025538	1	BOLT, 5/16-24 X 1-3/4, FULL THRD, GD5 YZ
14	725338	2	NUT, .31-24 HEX FLG SERRATED LK
15	5025017X28	1	BOLT, 1/2-13 X 3-1/2 GD5 YZ
16	5025158	1	WASHER, 1/2 SAE
17	5025301	1	NUT, 1/2-13 HEX JAM
18	5025396	1	NUT, 1/2-13 HEX NYLOCK FLANGE
19	5400065	1	SPACER, .34 X 1.54 X .25 UHMW
20	5044617	1	WASHER, .34 X 1.25 X 10 GA
21	5025561	1	SCREW, 5/16-18 X 1-1/4, FSHS, BLK, ALLEN
22	5025392	1	NUT, 5/16-18 HEX NYLOCK FLANGE
23	5407040B	2	PLATE, CONTROL ARM, SW20 - RED
24	5103022	2	TRUNION, 1/2" POSTS, STAINLESS
25	5407113B	2	BRACKET, PIVOT SUPPORT - RED
26	5102773	2	BUSHING, .38ID X .47 OD X .38L, FL
27	5102709	4	BUSHING, .38 X .75 X .75, PLASTIC
28	5025035	6	NUT, 3/8-24 HEX
29	5025013X20	2	BOLT, 3/8-16 X 2-1/2 GD5 YZ
30	5042658	2	SPACER, .39 X .75 X 1.06
31	5102716	2	ROD, RETURN CONTROL, SW30
32	5021683	2	BALL JOINT, 3/8-24 FEMALE
33	5023320	2	SPRING-COMP, .615ID X 4.00LG X .080WR

**Footnotes**

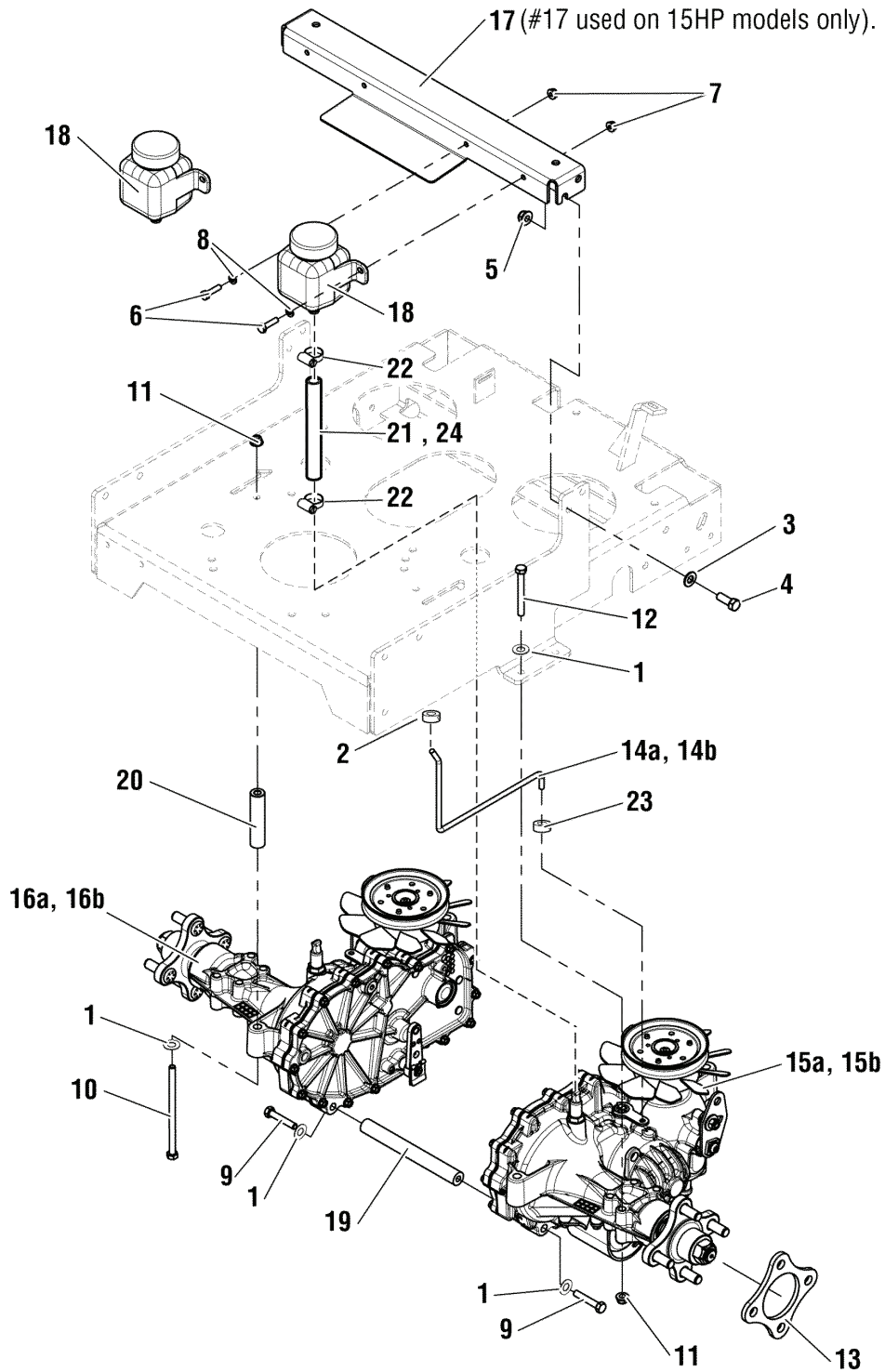
The above parts group applies to the following Mfg. Nos.:

5900756 (CCWKAV1536)  
5900967 (CCWKAV1636)  
5900987 (CCWKAV1636RDCE)  
5900988 (CCWKAV1636SDCE)  
5900758 (CCWKAV1536SDCE)  
5900749 (CCWKAV1536RDCE)

## Hydraulic Group

NOTE: Unless noted otherwise, use the standard hardware torque specification chart.

5301382



The above parts group applies to the following Mfg. Nos.:

- 5900756 (CCWKAV1536)
- 5900967 (CCWKAV1636)
- 5900987 (CCWKAV1636RDCE)
- 5900988 (CCWKAV1636SDCE)
- 5900758 (CCWKAV1536SDCE)
- 5900749 (CCWKAV1536RDCE)

## Hydraulic Group

REF NO	PART NO.	QTY.	DESCRIPTION
1	5025292	8	WASHER, 5/16 GD.9 FLAT
2	5020047	2	COLLAR, 5/16 SET
3	5025156	3	WASHER, 3/8 SAE
4	5025013X8	3	BOLT, 3/8-16 X 1 GD5 YZ
5	5025394	3	NUT, 3/8-16 HEX NYLOCK FLANGE
6	5025010X6	4	BOLT, 1/4-20 X 3/4", GD5
7	5025391	4	NUT, 1/4-20 HEX NYLOCK FLANGE
8	5025154	4	WASHER, 1/4 SAE
9	5025011X18	2	BOLT, 5/16-18 X 2-1/4 GD5 YZ
10	5025011X44	2	BOLT, 5/16-18 X 5-1/2, GD 5, YZ
11	5025392	6	NUT, 5/16-18 HEX NYLOCK FLANGE
12	5025011X22	4	BOLT, 5/16-18 X 2-3/4, GD 5, YZ
13	5403335A	2	PLATE, WHEEL SPACER - 1/4" - BLACK
14a	5101276	2	ROD, HYDRO RELEASE, SNP PRO WB (S/N: 2014601995 & Below)
14b	5102883	2	ROD, HYDRO RELEASE, SW20 (S/N: 2014601996 & Above)
15a	5101188	1	TRANSMISSION, LH, HG ZH-GMBB-3A5A-1LLX (S/N: 2014601995 & Below)
15b	5102809	1	TRANSMISSION, LH, ZJ-GMFE-3B5B-1RLX (S/N: 2014601996 & Above)
16a	5101189	1	TRANSMISSION, RH, HG ZH-KMBB-3A5A-1LLX (S/N: 2014601995 & Below)
16b	5102810	1	TRANSMISSION, RH, ZJ-KMFE-3C5C-1RLX (S/N: 2014601996 & Above)
17	5403228B	1	PLATE, HYD TANK MOUNT - RED (15HP Models)
18	5100473	2	RESERVOIR, HYDRO OIL, 350 ML
19	5101176	1	SPACER, HYDRO LINK, SNP PRO WB
20	5101177	2	SPACER, .34 X .75 X 3.27, YZ
21	5050857X4P25	2	HOSE, 1/2" X 4.25 PUSH-ON
22	5025474	4	CLAMP, HOSE, .75 FREE DIA.
23	5022481	2	COLLAR, 1/4" SET
24	5050857X6	2	HOSE, 1/2" X 6" PUSH-ON (16HP Models)

## Footnotes

The above parts group applies to the following Mfg. Nos.:

5900756 (CCWKAV1536)

5900967 (CCWKAV1636)

5900987 (CCWKAV1636RDCE)

5900988 (CCWKAV1636SDCE)

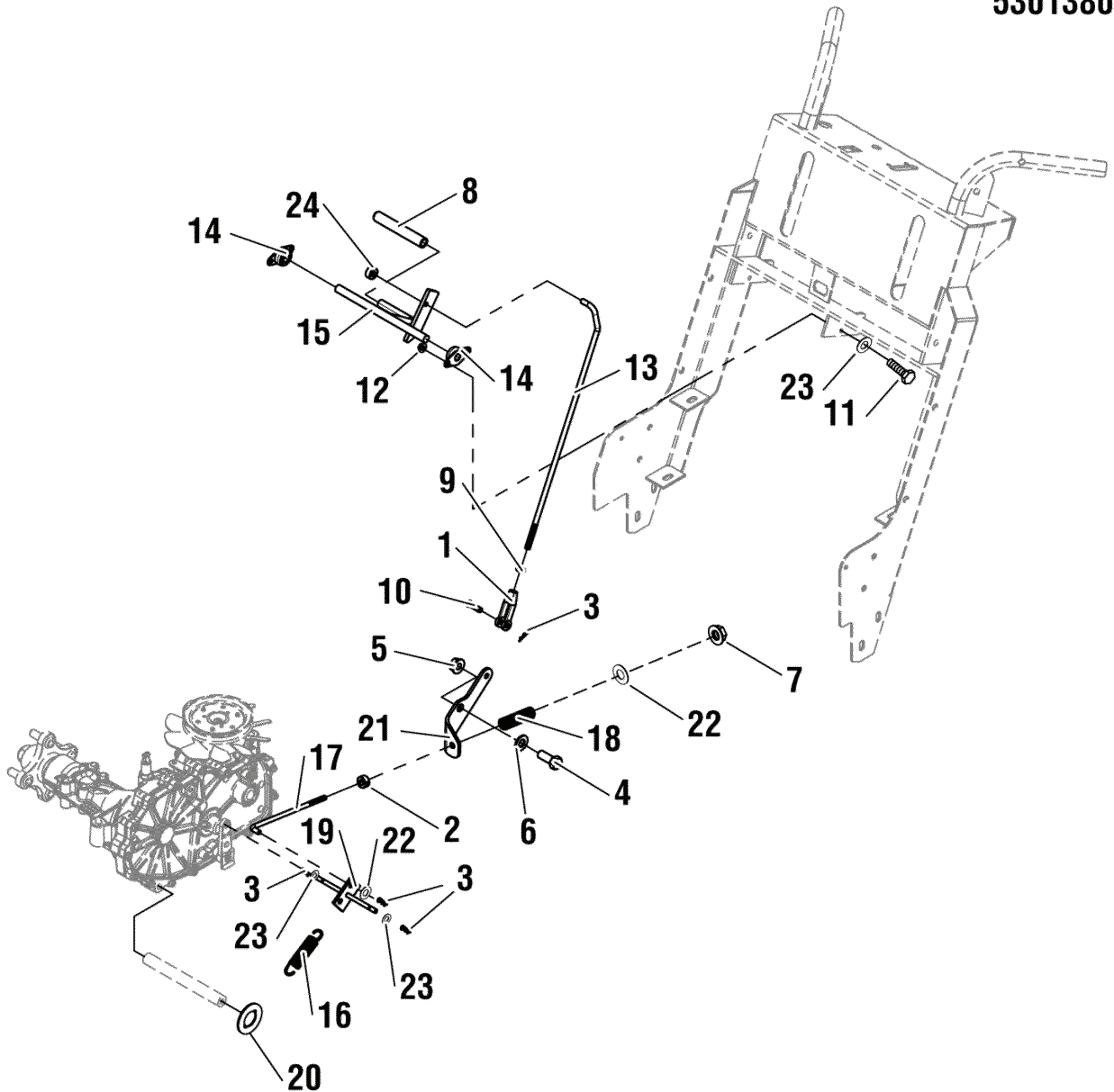
5900758 (CCWKAV1536SDCE)

5900749 (CCWKAV1536RDCE)

## Parking Brake Group

NOTE: Unless noted otherwise,  
use the standard hardware torque  
specification chart.

5301380



The above parts group applies to the following Mfg. Nos.:

- 5900756 (CCWKAV1536)
- 5900967 (CCWKAV1636)
- 5900987 (CCWKAV1636RDCE)
- 5900988 (CCWKAV1636SDCE)
- 5900758 (CCWKAV1536SDCE)
- 5900749 (CCWKAV1536RDCE)

## Parking Brake Group

REF NO	PART NO.	QTY.	DESCRIPTION
1	5023323	1	CLEVIS, 5/16-24, STEEL
2	5102997	2	COLLAR, DOUBLE SPLIT, 5/16 CZ
3	5025211	4	PIN, HAIR, .0585 X 1-1/8, 1/4 EYE, YZ
4	5025017X12	1	BOLT, 1/2-13 X 1-1/2 GD5 YZ
5	5025396	1	NUT, 1/2-13 HEX NYLOCK FLANGE
6	5025158	1	WASHER, 1/2 SAE
7	5025045	1	NUT, 5/16-24 HEX NYLOCK
8	5021880	1	GRIP, FOAM
9	5023216	1	NUT, 5/16-24 JAM
10	5025213X8	1	PIN, CLEVIS, 5/16 X 1 YZ
11	5025010X6	4	BOLT, 1/4-20 X 3/4 GD5 YZ
12	5025391	4	NUT, 1/4-20 HEX NYLOCK FLANGE
13	5101116	1	ROD, PULLER ROD
14	5101123	2	BEARING, 1/2" FLANGED
15	5403361B	1	WELD BRAKE SHAFT - RED
16	5101253	1	SPRING-EXT, .75 OD X 3.40 LG, X .115 WR
17	5101246	1	ROD, LOWER BRAKE CONTROL
18	5023242	1	SPRING, CONTROL ROD
19	5403395B	1	WELD, BRAKE LINK CONNECTOR - RED
20	5403960	1	WASHER, KEYED, 1-1/2 OD
21	5403312B	1	LINK, BRAKE PIVOT
22	5025155	2	WASHER, 5/16 SAE
23	5025154	6	WASHER, 1/4 SAE
24	5020047	1	COLLAR, 5/16 SET

Not for  
Reproduction

## Footnotes

---

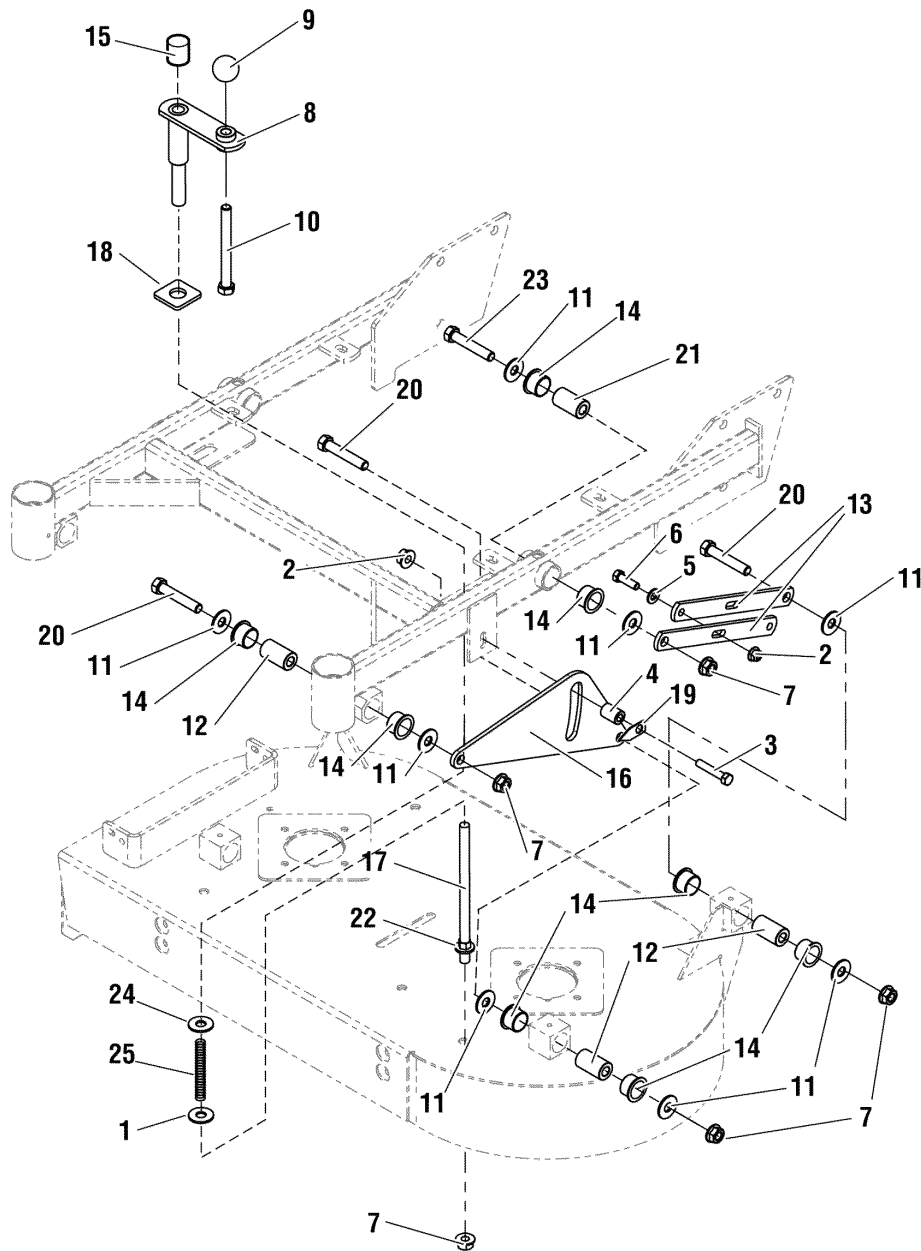
### The above parts group applies to the following Mfg. Nos.:

5900756 (CCWKAV1536)  
5900967 (CCWKAV1636)  
5900987 (CCWKAV1636RDCE)  
5900988 (CCWKAV1636SDCE)  
5900758 (CCWKAV1536SDCE)  
5900749 (CCWKAV1536RDCE)

## Deck Lift Group

NOTE: Unless noted otherwise,  
use the standard hardware torque  
specification chart.

5301383



The above parts group applies to the following Mfg. Nos.:

- 5900756 (CCWKAV1536)
- 5900967 (CCWKAV1636)
- 5900758 (CCWKAV1536SDCE)
- 5900749 (CCWKAV1536RDCE)



## Deck Lift Group

REF NO	PART NO.	QTY.	DESCRIPTION
1	5025158	2	WASHER, 1/2 SAE
2	5025394	6	NUT, 3/8-16 HEX NYLOCK FLANGE
3	5025013X16	2	BOLT, 3/8-16 X 2 GD5 YZ
4	5042658	2	SPACER, .39 X .75 X 1.06
5	5025293	4	WASHER, 3/8 GD.9 FLAT
6	5025013X10	4	BOLT, 3/8-16 X 1-1/4 GD5
7	5025396	10	NUT, 1/2-13 HEX NYLOCK FLANGE
8	5102808A	2	DECK CRANK - BLK
9	5021733	2	KNOB, PLASTIC, 1/2-13
10	5025017X40	2	BOLT, 1/2-13 X 5 GD5 YZ
11	5025150	16	WASHER, 1/2 USS
12	5101413	6	SPACER, .52 X 1.00 X 1.825
13	5403224B	4	BAR, DECK LIFT - ADJ - RED
14	5023356	16	BUSHING, 1.00X1.13X.75, PLA
15	5102086	2	CAP, VINYL, 1.062 X 1.00 BLK
16	5403477B	2	PLATE, DECK HEIGHT INDICATOR - SNP RED
17	5101516	2	ROD, DECK LIFT, STUD
18	5102772	2	WASHER, SQ, .715ID X 1.63SQ X 14TH, CZ
19	5101310	2	POINTER, DECK HEIGHT
20	5025017X24	6	BOLT, 1/2-13 X 3 GD5
21	5043366	2	SPACER, .50 X 1.00 X 2.25
22	5025500	2	HEX NUT, 1/2-13, SERRATED FLANGE, YZ
23	5025017X28	2	BOLT, 1/2-13 X 3-1/2 GD5
24	5025159	2	WASHER, 5/8 USS
25	5101722	2	SPRING, COMP, .695 X .885 X 7.5, BLACK

## Footnotes

The above parts group applies to the following Mfg. Nos.:

5900756 (CCWKAV1536)

5900967 (CCWKAV1636)

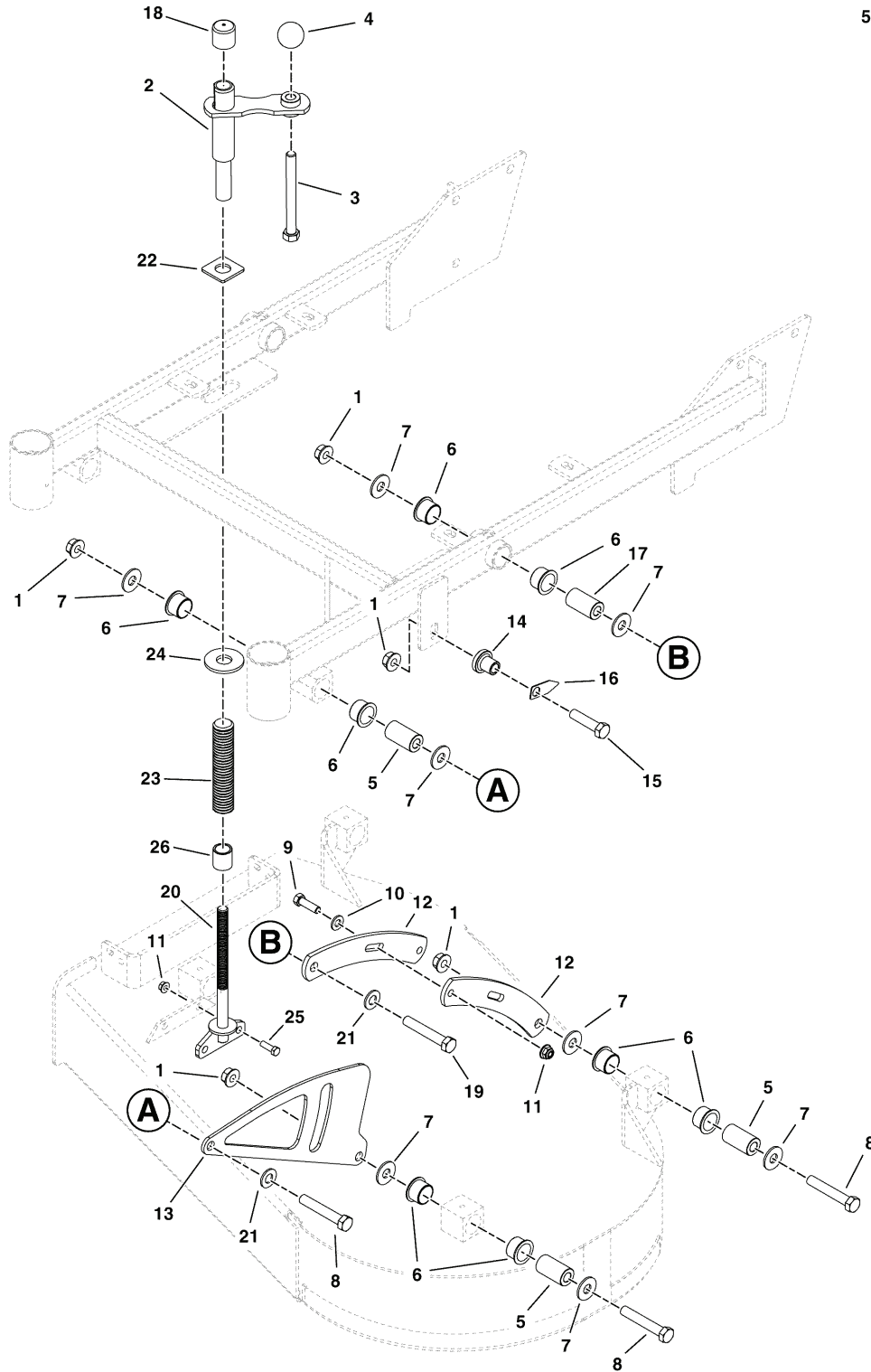
5900758 (CCWKAV1536SDCE)

5900749 (CCWKAV1536RDCE)

# Deck Lift Group (16HP CE Models)

NOTE: Unless noted otherwise,  
use the standard hardware torque  
specification chart.

5302568



The above parts group applies to the following Mfg. Nos.:

5900987 (CCWKAV1636RDCE)

5900988 (CCWKAV1636SDCE)

## Deck Lift Group (16HP CE Models)

REF NO	PART NO.	QTY.	DESCRIPTION
1	5025396	12	NUT, 1/2-13 HEX NYLOCK FLANGE
2	5102774A	2	DECK CRANK, SW30, CZ - BLK
3	5025017X44	2	BOLT-1/2-13 X 5-1/2 GD5 YZ
4	5021733	2	KNOB, PLASTIC, 1/2-13
5	5101413	6	SPACER, .52 X 1.00 X 1.83, CZ
6	5023356	16	BUSHING, 1.00X1.13X.75, PLA
7	5025150	16	WASHER, 1/2 USS
8	5025017X24	6	BOLT, 1/2-13 X 3 GD5 YZ
9	5025013X10	4	BOLT, 3/8-16 X 1-1/4 GD5
10	5025293	4	WASHER, 3/8 GD.9 FLAT
11	5025394	8	NUT, 3/8-16 HEX NYLOCK FLANGE
12	5407433B	4	BAR, DECK LIFT, ADJUSTER
13	5405594B	2	PLATE, DECK HEIGHT INDICATOR - SNP RED
14	5102136	2	SPACER, .52 X .75 X 1.06 SHLDR, CZ
15	5025017X16	2	BOLT, 1/2-13 X 2 GD5 YZ
16	5102143	2	POINTER, DECK HEIGHT, SW30
17	5043366	2	SPACER, .50 X 1.00 X 2.25
18	5102086	2	CAP, VINYL, 1.062 X 1.00 BLK
19	5025017X28	2	BOLT, 1/2-13 X 3-1/2 GD5 YZ
20	5101485	2	ROD, DECK LIFT, SW30-52-61
21	5025158	4	WASHER, 1/2 SAE
22	5102751	2	WASHER, SQ, .823ID, X 1.63SQ X .14TH, CZ
23	5102085	2	SPRING, COMP, .840 X 1.044 X 6.7, BLK
24	5025183	2	WASHER, 3/4 USS
25	5025013X8	4	BOLT, 3/8-16 X 1 GD5 YZ
26	5102946	2	SPACER, .64 X .82 X .88, CZ

### Footnotes

The above parts group applies to the following Mfg. Nos.:

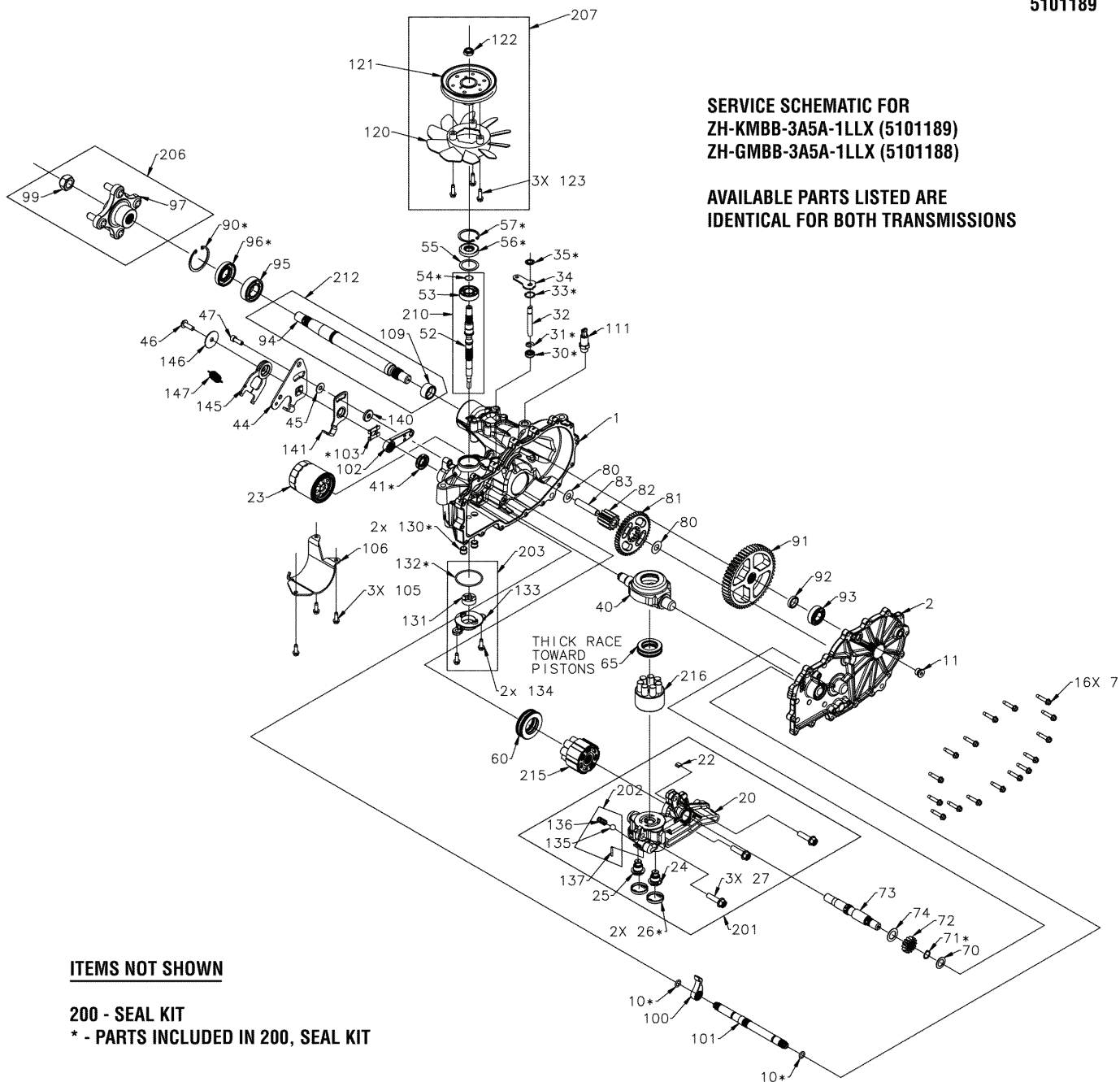
5900987 (CCWKAV1636RDCE)

5900988 (CCWKAV1636SDCE)

# Transmission SERVICE PARTS

**NOTE:** Unless noted otherwise,  
use the standard hardware torque  
specification chart.

5101189



**SERVICE SCHEMATIC FOR**  
ZH-KMBB-3A5A-1LLX (5101189)  
ZH-GMBB-3A5A-1LLX (5101188)

**AVAILABLE PARTS LISTED ARE**  
**IDENTICAL FOR BOTH TRANSMISSIONS**

**ITEMS NOT SHOWN**

- 200 - SEAL KIT
- \* - PARTS INCLUDED IN 200, SEAL KIT

**The above parts group applies to the following Mfg. Nos.:**

- 5900756 (CCWKAV1536)
- 5900967 (CCWKAV1636)
- 5900758 (CCWKAV1536SDCE)
- 5900749 (CCWKAV1536RDCE)

## **Transmission SERVICE PARTS**

<b>REF NO</b>	<b>PART NO.</b>	<b>QTY.</b>	<b>DESCRIPTION</b>
23	5101026X1	1	OIL FILTER
41	5101026X2	1	SEAL, LIP, 18 X 32 X 7
56	5101026X3	1	SEAL, LIP, 17 X 40 X 7
57	5101026X4	1	RING, RET 2.06 INT
95	5101026X5	1	BEARING BALL, 1.0 X 52 X 15 OPEN 6205M
120	5101188X1	1	FAN, 7", 10 BLADE
121	5101188X2	1	PULLEY, HYDRO-GEAR 50302
200	5101026X8	1	KIT SEAL
210	5101026X9	1	KIT, INPUT SHAFT

Not for  
Reproduction

### **Footnotes**

---

**The above parts group applies to the following Mfg. Nos.:**

5900756 (CCWKAV1536)

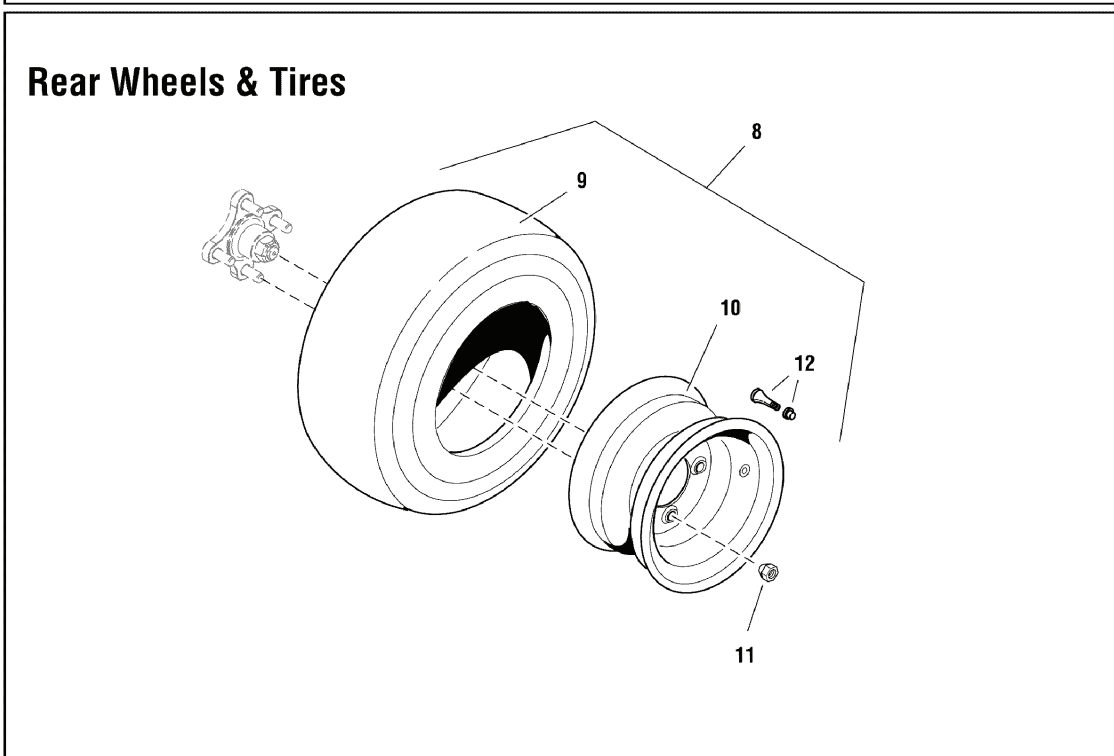
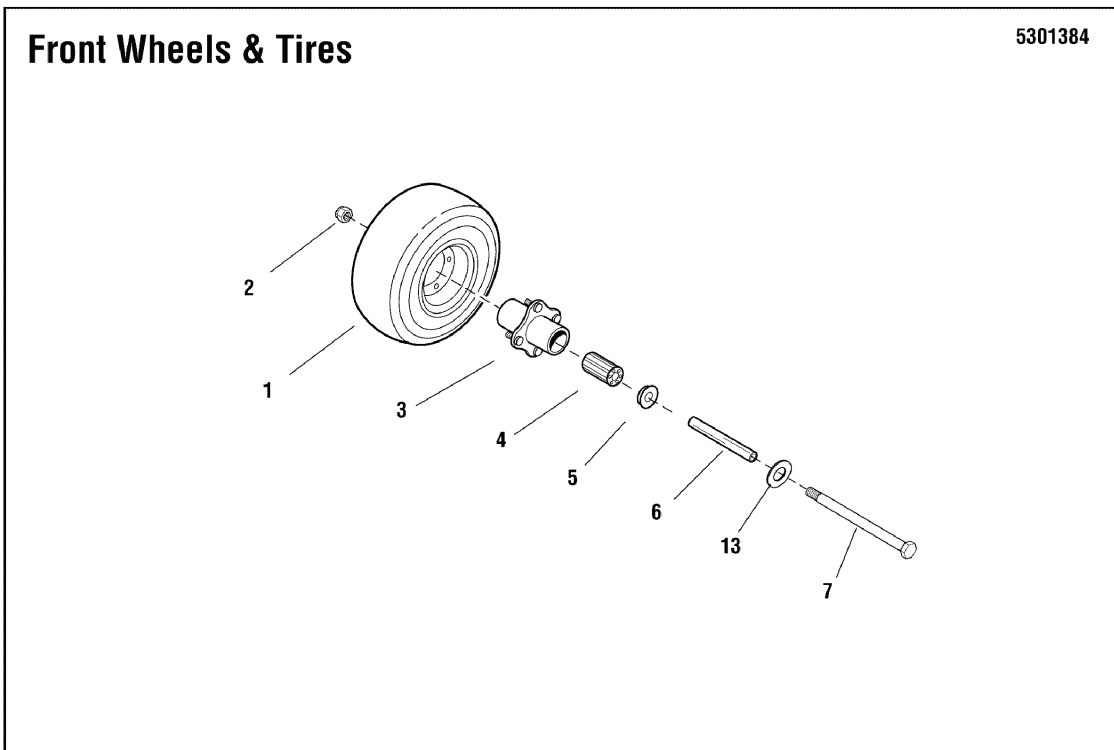
5900967 (CCWKAV1636)

5900758 (CCWKAV1536SDCE)

5900749 (CCWKAV1536RDCE)

## Tire & Wheel Group

NOTE: Unless noted otherwise,  
use the standard hardware torque  
specification chart.



The above parts group applies to the following Mfg. Nos.:

- 5900756 (CCWKAV1536)
- 5900967 (CCWKAV1636)
- 5900758 (CCWKAV1536SDCE)
- 5900749 (CCWKAV1536RDCE)

## Tire & Wheel Group

REF NO	PART NO.	QTY.	DESCRIPTION
1	5100790	2	FLAT FREE TIRE ASSY, 9.00 X 3.50 - 4.00
2	5025396	2	NUT, 1/2-13 HEX NYLOCK FLANGE
3	5021181X3	2	HUB & BEARING ASSEMBLY (SV)
4	5021182	2	BEARING, ROLLER (ONE PER TIRE)(SV)
5	5021043	2	RETAINER, BEARING (TWO PER TIRE)(SV)
6	5041657	2	AXLE, CASTER WHEEL
7	5025017X44	2	BOLT, 1/2-13 X 5-1/2" GD5 YZ
8	5102464	2	TIRE ASM, 18 X 6.50-8, 4 PLY K500
9	7078119	2	TIRE, 18 X 6.5 - 8, MULTI-TRAC (SV)
10	7102823	2	RIM, 8 X 5.375 4L 2.82 CH POS SILVER (SV)
11	5020601	8	NUT, 1/2-20, FOR WHEEL BOLT SILVER
12	2172353	2	VALVE STEM & CAP-AIR .453DIA 0.88LG (SV)
13	5025158	2	WASHER, 1/2 SAE

Not for  
Reproduction

### Footnotes

---

**The above parts group applies to the following Mfg. Nos.:**

5900756 (CCWKAV1536)

5900967 (CCWKAV1636)

5900758 (CCWKAV1536SDCE)

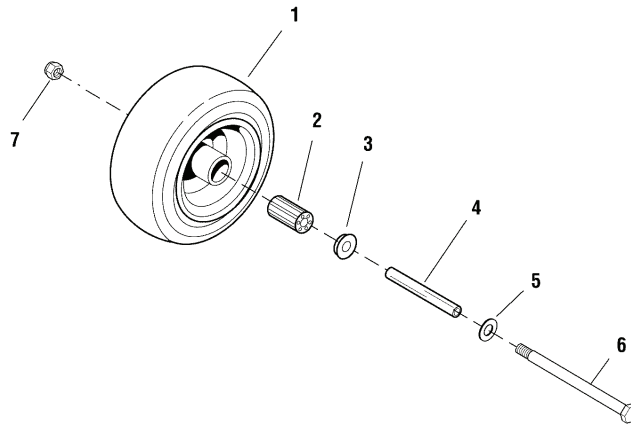
5900749 (CCWKAV1536RDCE)

## Tire & Wheel Group

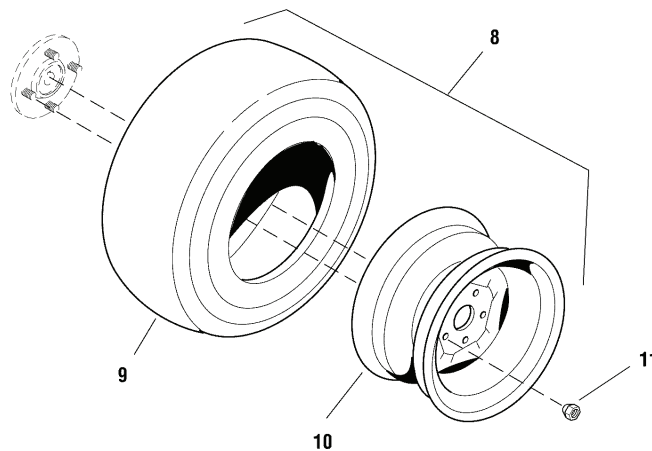
NOTE: Unless noted otherwise,  
use the standard hardware torque  
specification chart.

5302436

### Front Wheels & Tires



### Rear Wheels & Tires



**Inflate to 15 PSI (1,03 bar)**

The above parts group applies to the following Mfg. Nos.:

5900987 (CCWKAV1636RDCE)

5900988 (CCWKAV1636SDCE)



## **Tire & Wheel Group**

<b>REF NO</b>	<b>PART NO.</b>	<b>QTY.</b>	<b>DESCRIPTION</b>
1	5100715	2	TIRE ASSM, 11X4.00-5 FLAT FREE
2	5101418X1	2	BEARING, CASTER WHEEL
3	5021043	2	RETAINER, BEARING
4	5045996	2	CASTER AXLE DDSH
5	5025158	2	WASHER, 1/2 SAE
6	5025017X56	2	BOLT, 1/2-13 X 7 GD5 YZ
7	5025396	2	NUT, 1/2-13 HEX NYLOCK FLANGE
8	5102375	2	TIRE ASM, 20X7-10, 2.0 OS TURF MASTER
9	5101068X1	2	TIRE, 20 X 7 -10 NHS, TURF MASTER
10	5102375X1	2	WHEEL, 10X6, 4 BOLT, NEG .700" OFFSET
11	5020601	8	NUT, 1/2-20, FOR WHEEL BOLT SILVER

Not for  
Reproduction

### **Footnotes**

---

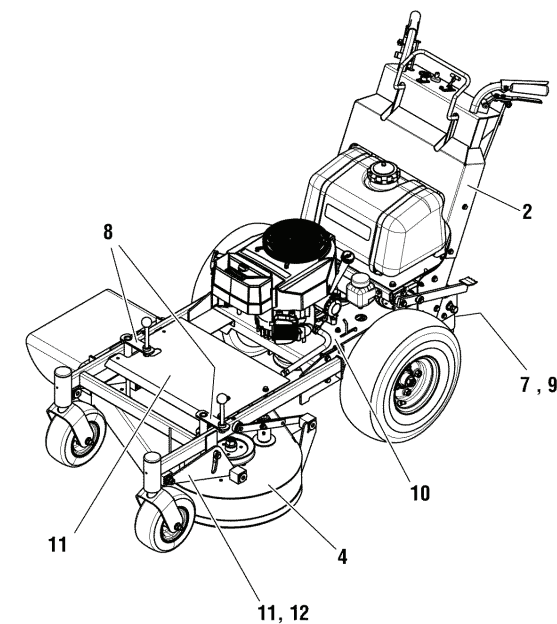
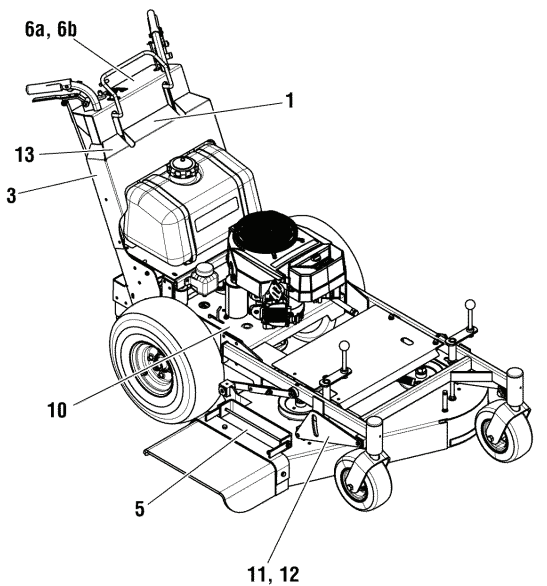
**The above parts group applies to the following Mfg. Nos.:**

5900987 (CCWKAV1636RDCE)

5900988 (CCWKAV1636SDCE)

# Decal Group - Safety & Operation

**NOTE:** Unless noted otherwise, use the standard hardware torque specification chart.



**5301364**

**1**

<p><b>⚠ WARNING</b>  <b>Avoid serious injury or death</b>                      Read the operator's manual.                      Do NOT work when blades or other parts are rotating.                      Do NOT touch or enter the cutting area while mowing.                      Remove objects that could be thrown by the blades.                      Keep safety switches, guards, shields, switches, etc. in place and working.                      Do NOT operate this machine unless you have been trained.</p>	<p><b>⚠ ADVERTENCIA</b>  <b>Evite lesiones graves o la muerte</b>                      Lea el manual del operador.                      No trabaje cuando las cuchillas u otros partes estén rotando.                      No toque o entre en el área de corte cuando esté moliendo.                      Quite los objetos que puedan ser arrojados por las cuchillas.                      Mantenga los interruptores, guardas, escudos, interruptores, etc. en su lugar y funcionando.                      No opere esta máquina a menos que esté capacitado para ello.</p>
--	--

**2**

<p><b>⚠ DANGER</b>  <b>Fire hazard</b>                      Keep fuel tank of grass, leaves and other debris.                      Do NOT use fuel when engine is hot or still running.                      Do NOT use fuel when engine is running.                      Do NOT use fuel when engine is running.                      Do NOT use fuel when engine is running.                      Do NOT use fuel when engine is running.</p>	<p><b>⚠ PELIGRO</b>  <b>Peligro de incendio</b>                      Mantenga el tanque libre de paja, hojas y otros residuos.                      No use combustible cuando el motor esté caliente.                      No use combustible cuando el motor esté funcionando.                      No use combustible cuando el motor esté funcionando.                      No use combustible cuando el motor esté funcionando.                      No use combustible cuando el motor esté funcionando.</p>
---	---

**3**

<p><b>⚠ DANGER</b>  <b>Carbon monoxide hazard</b>                      The engine emits poisonous carbon monoxide gas.                      Do not breathe engine exhaust.                      Do not operate outdoors.</p>	<p><b>⚠ PELIGRO</b>  <b>Peligro del monóxido de carbono</b>                      El motor emite un venenoso gas de monóxido de carbono.                      No respire los gases de escape.                      No opere al aire libre.</p>
--	---

**4**

<p><b>⚠ DANGER</b>  <b>AMPUTATION HAZARD</b>                      To avoid injury from rotating blades, stay clear of deck edge.                      Do not touch or enter the cutting area while mowing.</p>	<p><b>⚠ PELIGRO</b>  <b>PELIGRO DE AMPUTACIÓN</b>                      Para evitar lesiones causadas por las cuchillas, respóndase alejado del borde de la plataforma de corte.                      No toque o entre en el área de corte cuando esté moliendo.</p>
--	---

**5**

<p><b>⚠ DANGER</b>  <b>AMPUTATION AND THROWN OBJECTS HAZARD</b>                      To avoid injury from rotating blades, stay clear of deck edge.                      Do not touch or enter the cutting area while mowing.</p>	<p><b>⚠ PELIGRO</b>  <b>PELIGRO DE AMPUTACIÓN Y OBJETOS ARROJADOS</b>                      Para evitar lesiones causadas por las cuchillas, respóndase alejado del borde de la plataforma de corte y mantenga el área de corte libre de paja, hojas y otros residuos.                      No toque o entre en el área de corte cuando esté moliendo.</p>
---	---

**6a, 6b**

**7**

<p><b>⚠ WARNING</b>  <b>AMPUTATION AND PINCH POINT HAZARD</b>                      To avoid injury from rotating parts, stay clear of parts and keep all shields and guards in place.</p>	<p><b>⚠ ADVERTENCIA</b>  <b>PELIGRO DE AMPUTACIÓN Y PARTES PUNTIAGUDAS</b>                      Para evitar alguna lesión de las partes giratorias, alejarse de las partes y mantenga todos los pantallas y guardas en su lugar.</p>
---	--

**8**

**9**

**10**

**11**

<p>Before adjusting the cutting height the belt MUST be adjusted on the PTO pulley as indicated below:</p> <p>1.5" - 3.0"</p> <p>3.0" - 4.5"</p>	<p>1.5" (3.8)</p> <p>2" (5.1)</p> <p>2.5" (6.4)</p> <p>3" (7.6)</p> <p>3.5" (8.9)</p> <p>4" (10.2)</p> <p>4.5" (11.5)</p> <p>INCHES ( ) = CM</p>
--	--

**12**

**13**

The above parts group applies to the following Mfg. Nos.:  
 5900756 (CCWKAV1536)  
 5900967 (CCWKAV1636)

## **Decal Group - Safety & Operation**

<b>REF NO</b>	<b>PART NO.</b>	<b>QTY.</b>	<b>DESCRIPTION</b>
1	5100812	1	DECAL, WARNING
2	5100711	1	DECAL, DANGER
3	5100712	1	DECAL, DANGER, FIRE (SP)
4	5100088	1	DECAL, DANGER, MOWER
5	5101292	1	DECAL, DANGER, MOWER DISCHARGE, SPDD
6a	5101386	1	DECAL, CONTROL PANEL, SPDD
6b	5102762	1	DECAL, CONTROL PANEL, WB (S/N: 2014185049 & Below)
7	5102900	1	DECAL, PINCH POINT (S/N: 2014185050 & Above)
8	5101291	2	DECAL, CUT HEIGHT, SPDD
9	5100490	1	DECAL, PEDAL
10	5101991	2	DECAL, TRANSAXLE RELEASE
11	5101468	3	DECAL, BELT LOCATION, PTO, SW20
12	5101479	2	DECAL, CUT HEIGHT, SW-20
13	5100954	1	DECAL, OPC, CCW (S/N: 2013964104 & Below)

Not for  
Reproduction

### **Footnotes**

---

**The above parts group applies to the following Mfg. Nos.:**

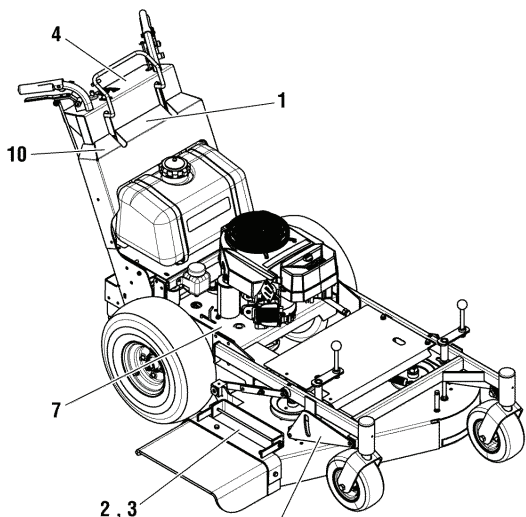
5900756 (CCWKAV1536)

5900967 (CCWKAV1636)

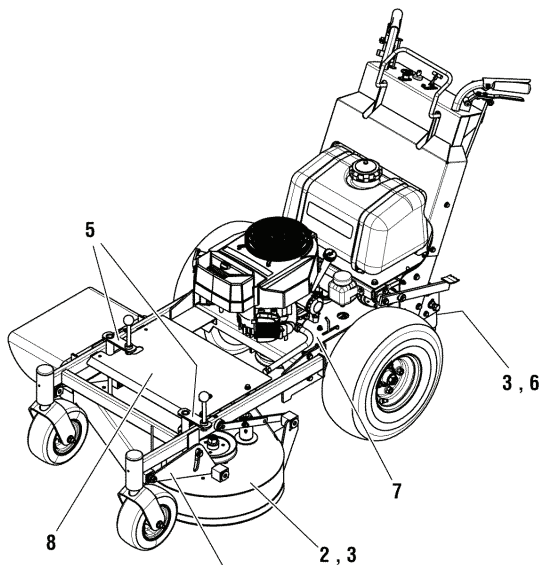
# Decal Group - Safety & Operation (CE Models)

**NOTE:** Unless noted otherwise, use the standard hardware torque specification chart.

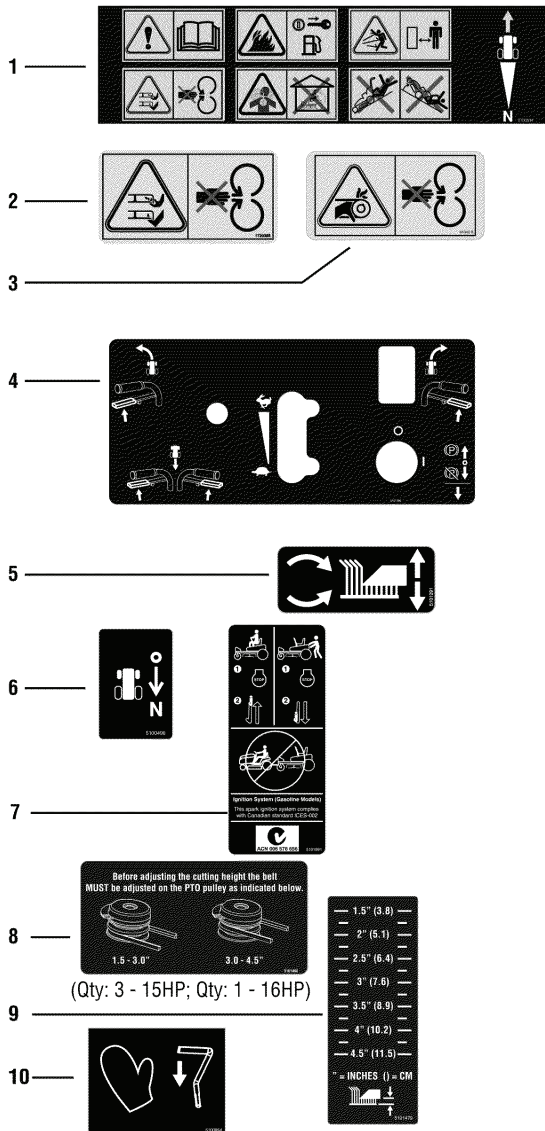
5301364X



8, 9  
#8 in this position on 15HP Models only



8, 9  
#8 in this position on 15HP Models only



**The above parts group applies to the following Mfg. Nos.:**

- 5900987 (CCWKAV1636RDCE)
- 5900988 (CCWKAV1636SDCE)
- 5900758 (CCWKAV1536SDCE)
- 5900749 (CCWKAV1536RDCE)

### **Decal Group - Safety & Operation (CE Models)**

<b>REF NO</b>	<b>PART NO.</b>	<b>QTY.</b>	<b>DESCRIPTION</b>
1	5100934	1	DECAL, CCW, CE
2	1720389	2	DECAL-DANGER ROTATING BLADE SYMBOLS
3	5061042	3	DECAL, CE DANGER
4	5101386	1	DECAL, CONTROL PANEL, SPDD
5	5101291	2	DECAL, CUT HEIGHT, SPDD
6	5100490	1	DECAL, PEDAL
7	5101991	2	DECAL, TRANSAXLE RELEASE
8	5101468	3	DECAL, BELT LOCATION, PTO, SW20 (Qty: 1 on 16HP Models only)
9	5101479	2	DECAL, CUT HEIGHT, SW-20
10	5100954	1	DECAL, OPC, CCW (S/N: 2013964104 & Below)

Not for  
Reproduction

#### **Footnotes**

---

**The above parts group applies to the following Mfg. Nos.:**

5900987 (CCWKAV1636RDCE)

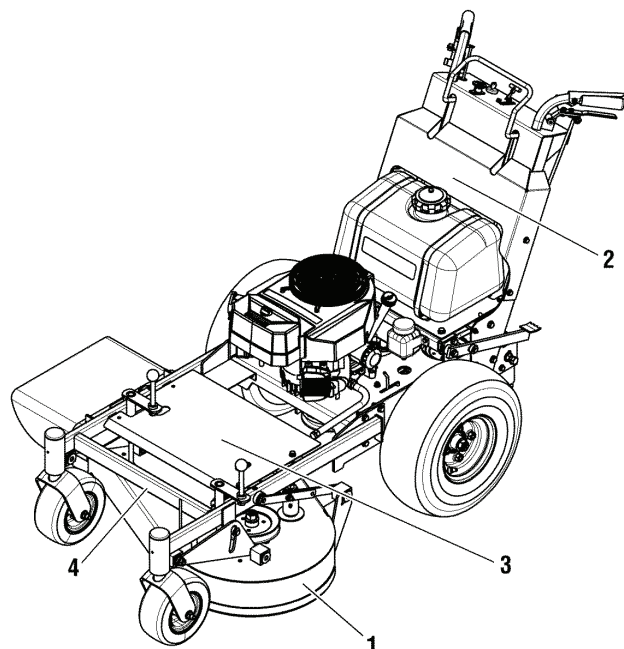
5900988 (CCWKAV1636SDCE)

5900758 (CCWKAV1536SDCE)

5900749 (CCWKAV1536RDCE)


**Decal Group - Brand & Model**

NOTE: Unless noted otherwise,  
use the standard hardware torque  
specification chart.



5301365

1 — 36"



4 — **ComfortControl DD™**

The above parts group applies to the following Mfg. Nos.:

- 5900756 (CCWKAV1536)
- 5900967 (CCWKAV1636)
- 5900987 (CCWKAV1636RDCE)
- 5900988 (CCWKAV1636SDCE)
- 5900758 (CCWKAV1536SDCE)
- 5900749 (CCWKAV1536RDCE)

**Decal Group - Brand & Model**

REF NO	PART NO.	QTY.	DESCRIPTION
1	5101322	1	DECAL, 36"
2	5022560	1	DECAL, FERRIS TEXT & LOGO
3	5100850	1	DECAL, FERRIS SHIELD
4	5100852	1	DECAL, COMFORT CONTROL

Not for  
Reproduction

**Footnotes**

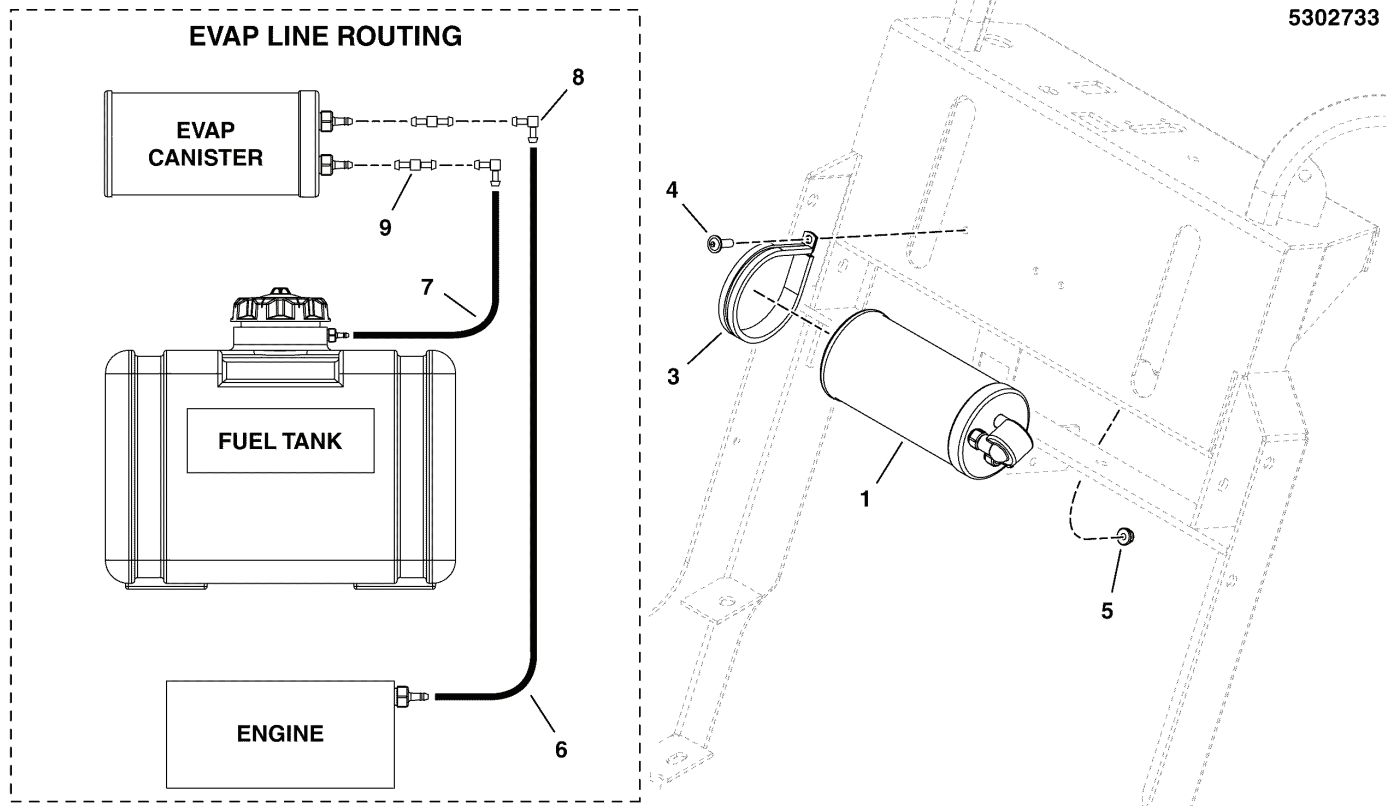
---

**The above parts group applies to the following Mfg. Nos.:**

- 5900756 (CCWKAV1536)
- 5900967 (CCWKAV1636)
- 5900987 (CCWKAV1636RDCE)
- 5900988 (CCWKAV1636SDCE)
- 5900758 (CCWKAV1536SDCE)
- 5900749 (CCWKAV1536RDCE)

## Evap Canister Group

NOTE: Unless noted otherwise,  
use the standard hardware torque  
specification chart.



The above parts group applies to the following Mfg. Nos.:

5900967 (CCWKAV1636)

5900987 (CCWKAV1636RDCE)

5900988 (CCWKAV1636SDCE)



## Evap Canister Group

REF NO	PART NO.	QTY.	DESCRIPTION
1	313036	1	CNSTR, CARB, 6 GAL
2	--	1	DECAL, EPA CERT, WALKS (Located on frame near Serial Tag)
3	5103055	2	CLAMP, 3" ID, CUSHIONED, STAINLESS
4	5025299X6	2	SCREW, 1/4-20 X 3/4 ALLEN BH
5	5025391	2	NUT, 1/4-20 HEX NYLOCK FLANGE
6	770552X51	1	HOSE, VAPOR, 5MM ID, 51.00 LG
7	7700552X12	1	HOSE, VAPOR, 5MM ID, 12.00 LG
8	5103082	2	FITTING, 90 DEG, 3/16X3/16, SANTOPRENE
9	5103084	2	FITTING, STRAIGHT, 3/16X3/16, PLASTIC

Not for  
Reproduction

### Footnotes

---

**The above parts group applies to the following Mfg. Nos.:**

5900967 (CCWKAV1636)

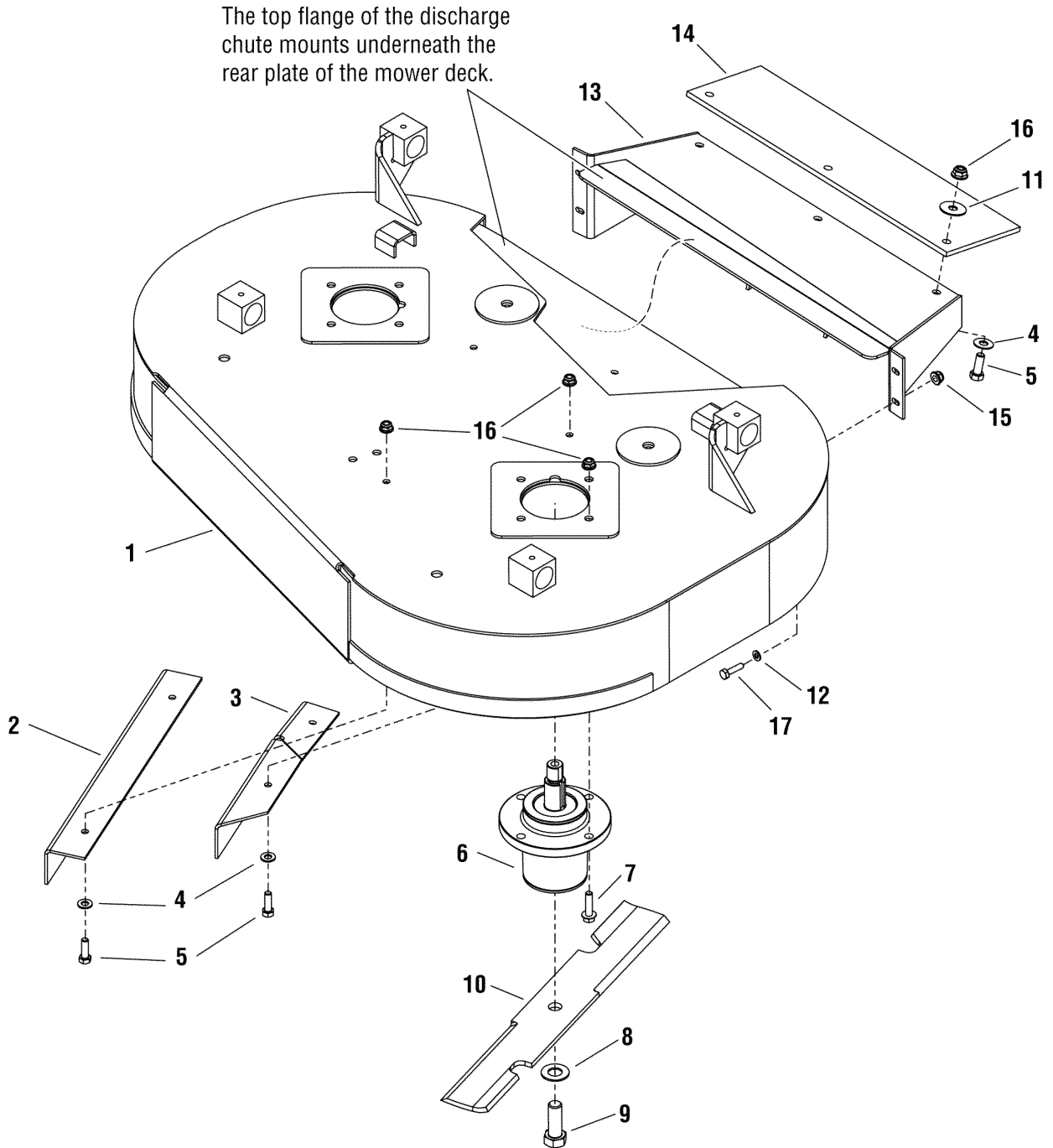
5900987 (CCWKAV1636RDCE)

5900988 (CCWKAV1636SDCE)

## 36" Mower Deck - Housing, Covers, Spindles & Blades - Rear Discharge

NOTE: Unless noted otherwise,  
use the standard hardware torque  
specification chart.

5301363



The above parts group applies to the following Mfg. Nos.:

5900987 (CCWKAV1636RDCE)

5900749 (CCWKAV1536RDCE)

### 36" Mower Deck - Housing, Covers, Spindles & Blades - Rear Discharge

REF NO	PART NO.	QTY.	DESCRIPTION
1a	5600369	1	DECK SHELL W/ DECALS, 36" CCWCE (15HP Models)
1b	5600505	1	DECK SHELL W/ DECALS, CCW1636RDCE (16HP Models)
2	5404131B	1	BAFFLE, 36RD, SNP PRO - RED
3	5404132B	1	BAFFLE, ANGLED, 36RD, SNP PRO - RED
4	5025155	7	WASHER, 5/16 SAE
5	5025011X8	7	BOLT, 5/16-18 X 1 GD5 YZ
6a	5061095	2	ASSM, SPINDLE, LOW PROFILE (15HP Models)
6b	5061096	2	ASSM, SPINDLE, LONG SHAFT (16HP Models)
7	5023156	8	BOLT, 5/16-18 X 1 1/4 FLANGE
8	5025477	2	WASHER, 5/8 GRADE 8, YZ
9	5025320X14	2	BOLT, 5/8-11 X 1-3/4 GD8
10	5021227X2	2	BLADE, 18 (SET OF TWO)
11	5025164	3	WASHER, 5/16 FENDER
12	5025154	4	WASHER, 1/4 SAE
13	5404168	1	WELD, DISCHARGE CHUTE, 36 WB RD
14	5404167	1	FLAP, RUBBER, 36RD
15	5025391	4	NUT, 1/4-20 HEX NYLOCK FLANGE
16	5025392	15	NUT, 5/16-18 HEX NYLOCK FLANGE
17	5025010X8	4	BOLT, 1/4-20 X 1, GD5

Not for  
Reproduction

#### Footnotes

The above parts group applies to the following Mfg. Nos.:

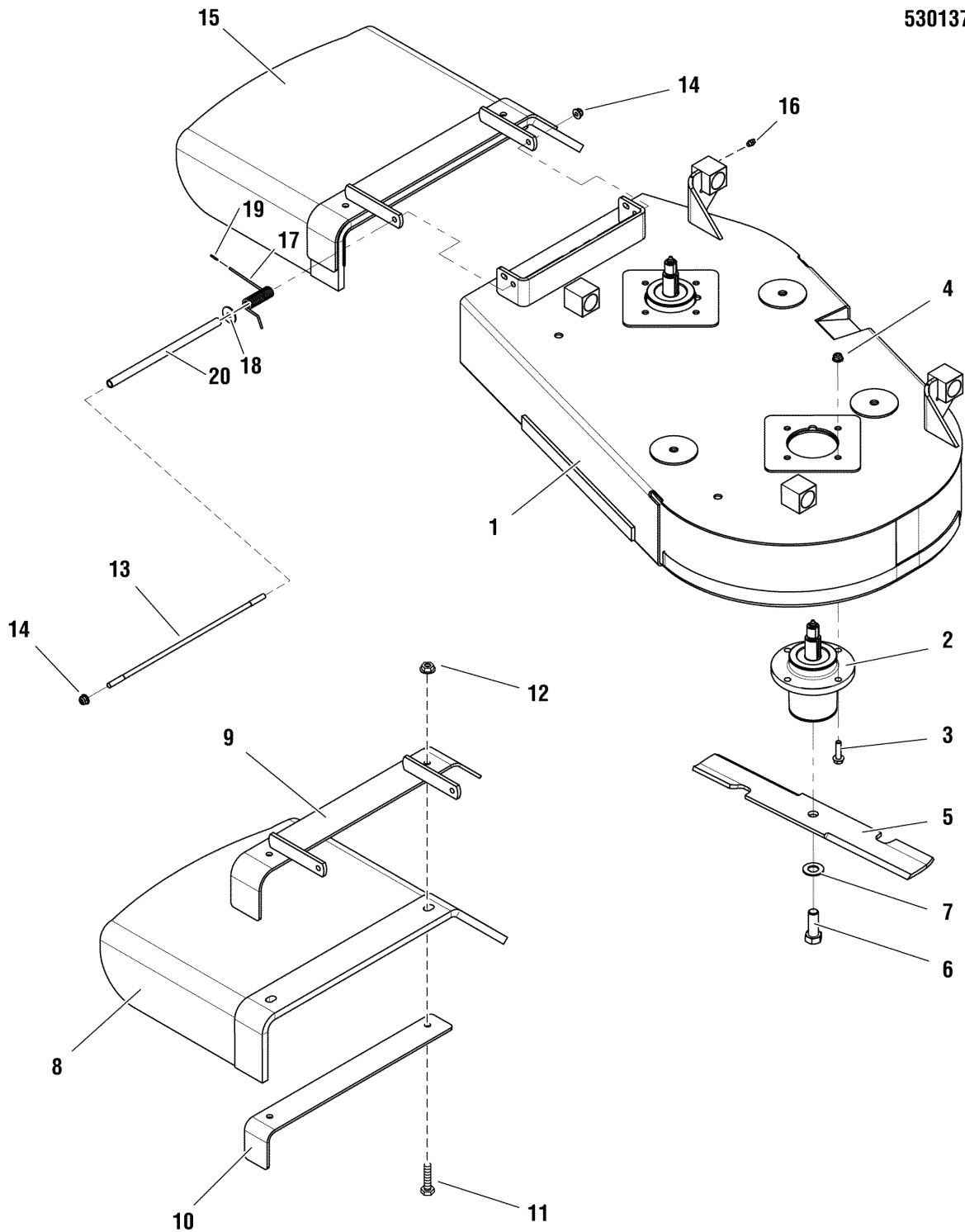
5900987 (CCWKAV1636RDCE)

5900749 (CCWKAV1536RDCE)

## 36" Mower Deck - Housing, Covers, Spindles & Blades - Side Discharge

NOTE: Unless noted otherwise,  
use the standard hardware torque  
specification chart.

5301372



The above parts group applies to the following Mfg. Nos.:

5900988 (CCWKAV1636SDCE)

5900758 (CCWKAV1536SDCE)

### 36" Mower Deck - Housing, Covers, Spindles & Blades - Side Discharge

REF NO	PART NO.	QTY.	DESCRIPTION
1a	5600330	1	DECK SHELL W/ DECALS, CCW1536SDCE (15HP Models)
1b	5600506	1	DECK SHELL W/ DECALS, CCW1636SDCE (16HP Models)
2	5061095	2	ASSM, SPINDLE, LOW PROFILE
3	5023156	8	BOLT, 5/16-18 X 1 1/4 FLANGE
4	5025392	8	NUT, 5/16-18 HEX NYLOCK FLANGE
5	5021227X2	1	BLADE, 18 (SET OF TWO)
6	5025320X14	2	BOLT, 5/8-11 X 1-3/4" GD8
7	5025477	2	WASHER, 5/8" GRADE 8, YZ
8	5402404	1	CHUTE, DISCHARGE, RUBBER, BENT (SV)
9	5402361B	1	WELD, FRAME CHUTE, 44/48/52 -SNP RED
10	5402362A	1	SUPPORT, DISCHARGE CHUTE, 44/48/52 - BLK
11	5025013X12	2	BOLT, 3/8-16 X 1-1/2 GD5 YZ
12	5025394	2	NUT, 3/8-16 HEX NYLOCK FLANGE
13	5042555	1	ROD, BRAKE LINKAGE
14	5025045	2	NUT, 5/16-24 HEX NYLON LOCK
15	5600088	1	KIT, DISCHARGE CHUTE, FERRIS RED (Includes Ref. Nos 8 - 10)
16	5020095	4	GREASE FITTING, 1/4-28 STRAIGHT
17	5023385	1	SPRING, TORSION
18	5025164	1	WASHER, 5/16 FENDER
19	5023489	1	CAP, PROTECTOR, .120 ID
20	5061598	1	SPACER, TORSION SPRING, 9.63 LG

Not for  
Reproduction

#### Footnotes

The above parts group applies to the following Mfg. Nos.:

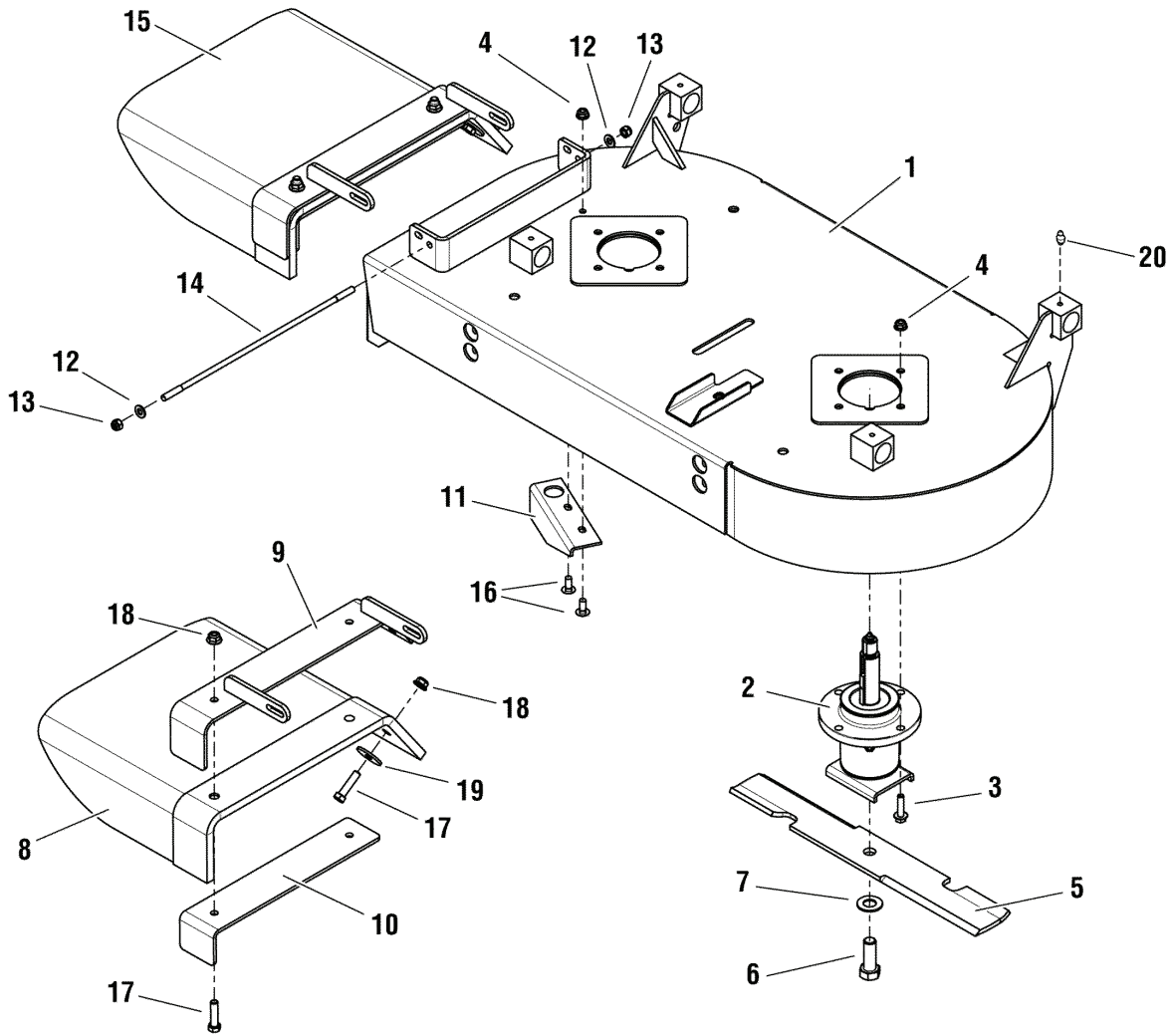
5900988 (CCWKAV1636SDCE)

5900758 (CCWKAV1536SDCE)

## 36" Mower Deck - Housing, Spindles & Blades - Timed Side Discharge

NOTE: Unless noted otherwise,  
use the standard hardware torque  
specification chart.

5301399



The above parts group applies to the following Mfg. Nos.:

5900756 (CCWKAV1536)

5900967 (CCWKAV1636)

### 36" Mower Deck - Housing, Spindles & Blades - Timed Side Discharge

REF NO	PART NO.	QTY.	DESCRIPTION
1	5600264	1	DECK SHELL W/ DECALS, 36", CCWKAV1536
2	5061175	2	ASSM, SPINDLE, BLADE SADDLE
3	5023156	8	BOLT, 5/16-18 X 1 1/4 FLANGE
4	5025392	8	NUT, 5/16-18 HEX NYLOCK FLANGE
5	5021227X2	2	BLADE, 18 (SET OF TWO)
6	5025320X14	2	BOLT, 5/8-11 X 1-3/4 GD8
7	5025477	2	WASHER, 5/8 GRADE 8, YZ
8	5404335	1	CHUTE, DISCHARGE, BEND RUBBER, 36"
9	5404607B	1	WELD, CHUTE MOUNT, 36 - RED
10	5404624B	1	CHUTE, SUPPORT, 36 - RED
11	5048954B	1	PLATE, BAFFLE
12	5025155	2	WASHER, 5/16 SAE
13	5025045	2	NUT, 5/16-24 HEX NYLON LOCK
14	5101656	1	ROD, 5/16-24 X 12.75, YZ
15	5600263	1	KIT, 36" DISCHARGE CHUTE
16	5025145X6	2	BOLT, 5/16-18 X 3/4, CARRIAGE
17	5025013X12	3	BOLT, 3/8-16 X 1-1/2 GD5 YZ
18	5025394	3	NUT, 3/8-16 HEX NYLOCK FLANGE
19	5100548	1	WASHER, .390 X 1.50 X .109, YZ
20	5020095	4	GREASE FITTING, 1/4-28 STRAIGHT

Not for  
Reproduction

#### Footnotes

The above parts group applies to the following Mfg. Nos.:

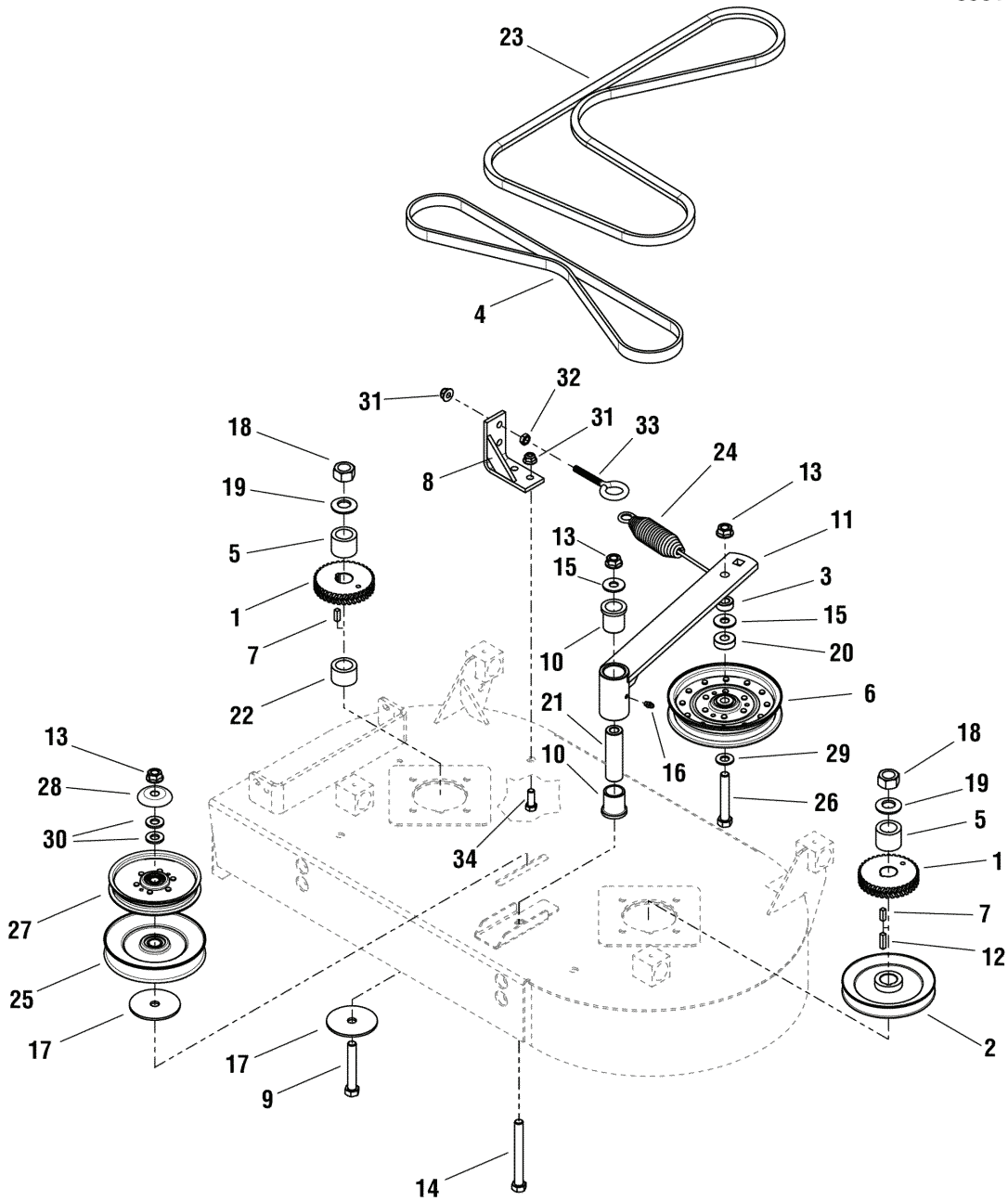
5900756 (CCWKAV1536)

5900967 (CCWKAV1636)

# 36" Mower Deck - Pulleys, Belts & Idler Arm - Timed Side Discharge

NOTE: Unless noted otherwise,  
use the standard hardware torque  
specification chart.

5301400



The above parts group applies to the following Mfg. Nos.:

5900756 (CCWKAV1536)

5900967 (CCWKAV1636)



### 36" Mower Deck - Pulleys, Belts & Idler Arm - Timed Side Discharge

REF NO	PART NO.	QTY.	DESCRIPTION
1	5048977	2	SPROCKET, GOODYEAR EAGLE PD
2	5047638	1	PULLEY, SPINDLE
3	5045023	1	SPACER, .52 X 1.00 X .44
4	5049238	1	BELT, SPROCKET DRIVE
5	5049221	2	SPACER, 1.00 X 1.50 X 1.19
6	5021976	1	PULLEY, IDLER 6-3/4
7	5025389	2	KEY, 1/4 SQ. X 3/4
8	5403902B	1	WELD, ANCHOR EYEBOLT - RED
9	5025017X28	1	BOLT, 1/2-13 X 3 1/2" GD5 YZ
10	5021541	2	BUSHING, FLANGE
11	5403007A	1	WELD, IDLER ARM - BLK
12	5050407X8	1	KEY, 1/4 SQ. X 1.00
13	5025396	3	NUT, 1/2-13 HEX NYLOCK FLANGE
14	5025017X40	1	BOLT-1/2-13 X 5 GD5 YZ
15	5025150	2	WASHER, 1/2 USS
16	5020095	1	GREASE FITTING, 1/4-28 STRAIGHT
17	5025497	2	WASHER, REINFORCEMENT, YZ
18	5025405	2	NUT, 3/4-16 HEX
19	5025406	2	WASHER, 3/4 BELLEVILLE
20	5045023	1	SPACER, .52 X 1.00 X .44
21	5061339	1	SPACER, .52 X 1.00 X 3.42
22	5101306	1	SPACER, 1.00 X 1.50 X 1.00, YZ
23	5101508	1	BELT, BP-SEC, 68.00EL, ARAMID, WRPD
24	5100632	1	SPRING, EXTENSION, SWIVEL. LONG HOOK
25	5101302	1	PULLEY, 6" DEEP GROVE, IDLER
26	5025017X26	1	BOLT, 1/2-13 X 3-1/4, HEX HD, GD5, YZ
27	5023264	1	PULLEY, FLAT IDLER, 5.0X.75
28	5101103	1	SHIELD, PULLEY BEARING
29	5025158	1	WASHER, 1/2 SAE
30	5025440	2	WASHER, 1/2 GD9 YZ
31	5025394	3	NUT, 3/8-16 HEX NYLOCK FLANGE
32	5025084	1	NUT, 3/8-16 HEX JAM
33	5025429	1	EYEBOLT, 3/8-16 X 4, 2-1/8 OF THREAD
34	5025013X8	2	BOLT, 3/8-16 X 1 GD5, YZ

#### Footnotes

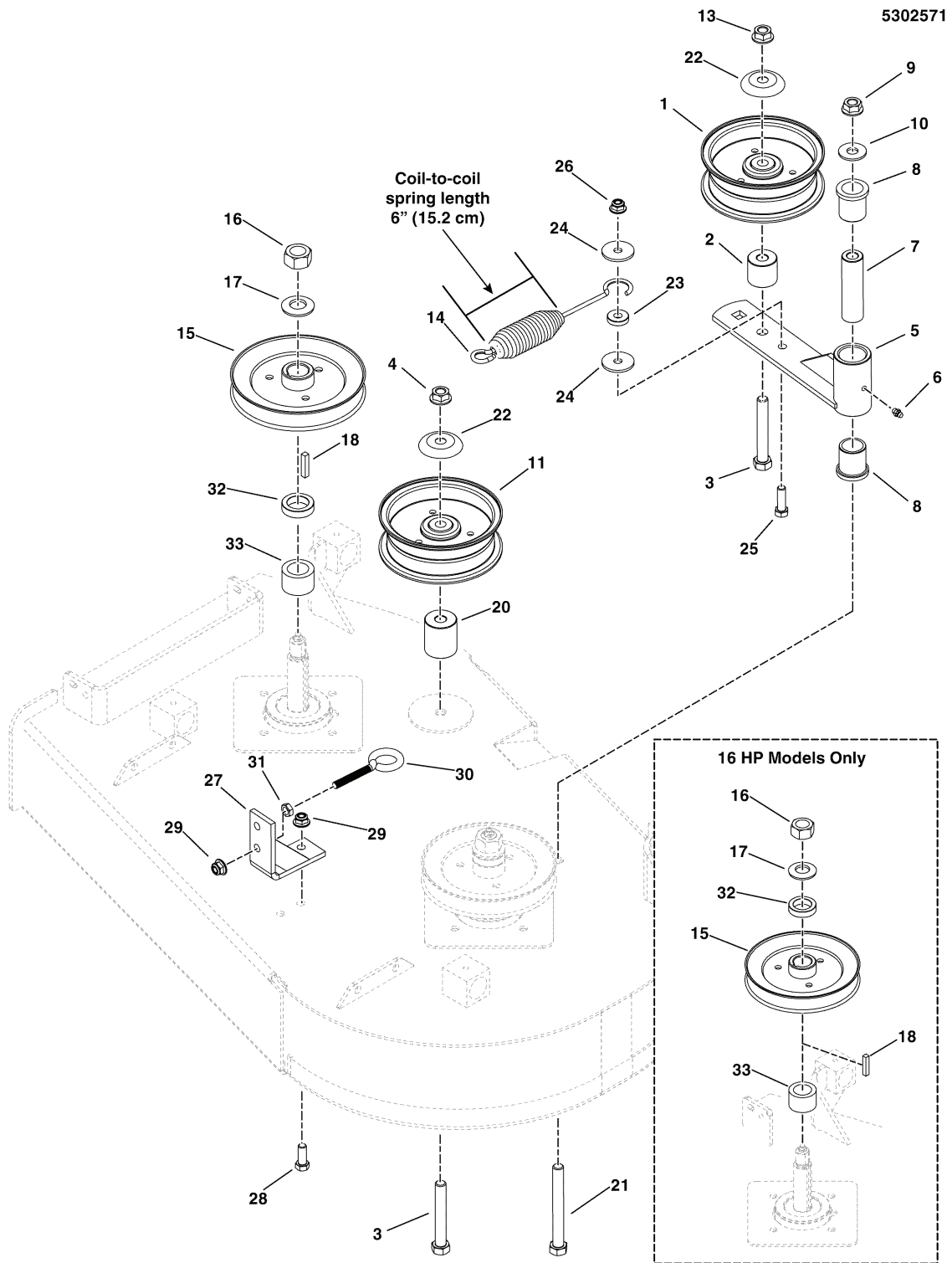
The above parts group applies to the following Mfg. Nos.:

5900756 (CCWKAV1536)

5900967 (CCWKAV1636)

## 36" Mower Deck - Pulleys, Belts & Idler Arm

NOTE: Unless noted otherwise,  
use the standard hardware torque  
specification chart.



The above parts group applies to the following Mfg. Nos.:

- 5900987 (CCWKAV1636RDCE)
- 5900988 (CCWKAV1636SDCE)
- 5900758 (CCWKAV1536SDCE)
- 5900749 (CCWKAV1536RDCE)

### 36" Mower Deck - Pulleys, Belts & Idler Arm

REF NO	PART NO.	QTY.	DESCRIPTION
1	5101312	1	PULLEY, IDLER, 5.00 WIDE W/ .51 BORE
2a	5045178	1	SPACER, .52 X 1.00 X .75, CZ (15HP Models)
2b	5102543	1	SPACER, .52 x 1.38 x 1.25, CZ (16HP Models)
3	5025017X22	2	BOLT, 1/2-13 X 2-3/4 GD5 YZ
4	5025396	1	NUT, 1/2-13 HEX NYLOCK FLANGE
5	5403424B	1	WELD, IDLER ARM SHORT - RED
6	5020095	1	GREASE FITTING, 1/4-28 STRAIGHT
7	5045022	1	SPACER, .52 X 1.00 X 3.50
8	5021541	2	BUSHING, FLANGE
9	5025056	1	NUT, 1/2-13 HEX NYLON LOCK
10	5025150	1	WASHER, 1/2 USS
11	5101312	1	PULLEY, IDLER, 5.00 WIDE W/ .51 BORE
12	5025158	1	WASHER, 1/2 SAE
13	5025396	1	NUT, 1/2-13 HEX NYLOCK FLANGE
14	5100632	1	SPRING, EXTENSION, SWIVEL. LONG HOOK
15	5100444	2	PULLEY, SPIN, 6.5 OD X 25MM,
16	5025405	2	NUT, 3/4-16 HEX
17	5025406	2	WASHER, 3/4 BELLEVILLE
18	5050407X10	2	KEY, 1/4 SQ X 1-1/4
19a	5020871	1	BELT, BP-SEC, 87.99EL, ARAMID, WRPD (16HP Models) (Not Shown)
19b	5101313	1	BELT, BP-SEC, 85.10EL, LG ARAMID, WRPD (15HP Models) (Not Shown)
20	5102409	1	SPACER. .52 X 1.50 X 1.75, CZ
21	5025017X36	1	BOLT, 1/2-13 X 4-1/2 GD5 YZ
22	5101103	2	SHIELD, PULLEY BEARING
23	5044960	1	SPACER, .39 X 1.00 X .25
24	5100548	2	WASHER, .390 X 1.50 X .109, YZ
25	5025013X10	1	BOLT, 3/8-16 X 1-1/4 GD5
26	5025394	1	NUT, 3/8-16 HEX NYLOCK FLANGE
27	5403902B	1	WELD, ANCHOR EYEBOLT - RED
28	5025013X8	2	BOLT, 3/8-16 X 1 GD5 YZ
29	5025394	3	NUT, 3/8-16 HEX NYLOCK FLANGE
30a	5025429	1	EYE BOLT, 3/8-16 X 4, 2 1/8 OF THREAD (15HP Models)
30b	5023497	1	EYE BOLT, 3/8-16 X 5, 1 EYE (16HP Models)
31	5025084	1	NUT, 3/8-16 HEX JAM
32	5042133	2	SPACER, 1.01 X 1.50 X .37, CZ (16HP Models)
33	5101306	2	SPACER, 1.00 X 1.50 X 1.00, CZ (16HP Models)

#### Footnotes

The above parts group applies to the following Mfg. Nos.:

5900987 (CCWKAV1636RDCE)

5900988 (CCWKAV1636SDCE)

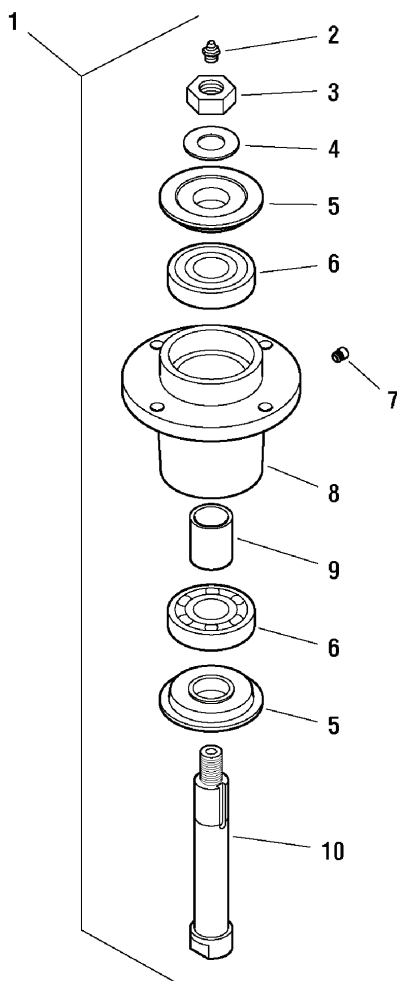
5900758 (CCWKAV1536SDCE)

5900749 (CCWKAV1536RDCE)

## Spindle Service Parts - 5061095

---

NOTE: Unless noted otherwise,  
use the standard hardware torque  
specification chart.



---

**The above parts group applies to the following Mfg. Nos.:**

5900756 (CCWKAV1536)  
5900967 (CCWKAV1636)  
5900758 (CCWKAV1536SDCE)  
5900749 (CCWKAV1536RDCE)

## Spindle Service Parts - 5061095

REF NO	PART NO.	QTY.	DESCRIPTION
1	5061095	1	ASSM, SPINDLE, LOW PROFILE
2	5023329	1	GREASE FITTING (SV)
3	5025405	1	NUT, 3/4-16 HEX (SV)
4	5025406	1	WASHER, 3/4 BELLEVILLE (SV)
5	5049793	2	TRASH SHIELD (SV)
6	5023330	2	BEARING (SV)
7	5023296	1	RELIEF VALVE (SV)
8	5061097	1	SPINDLE HOUSING (SV)
9	5061099	1	SPACER, 1.00 X 1.25 X 1.75 (SV)
10	5061098	1	SPINDLE SHAFT (SV)

Not for  
Reproduction

### Footnotes

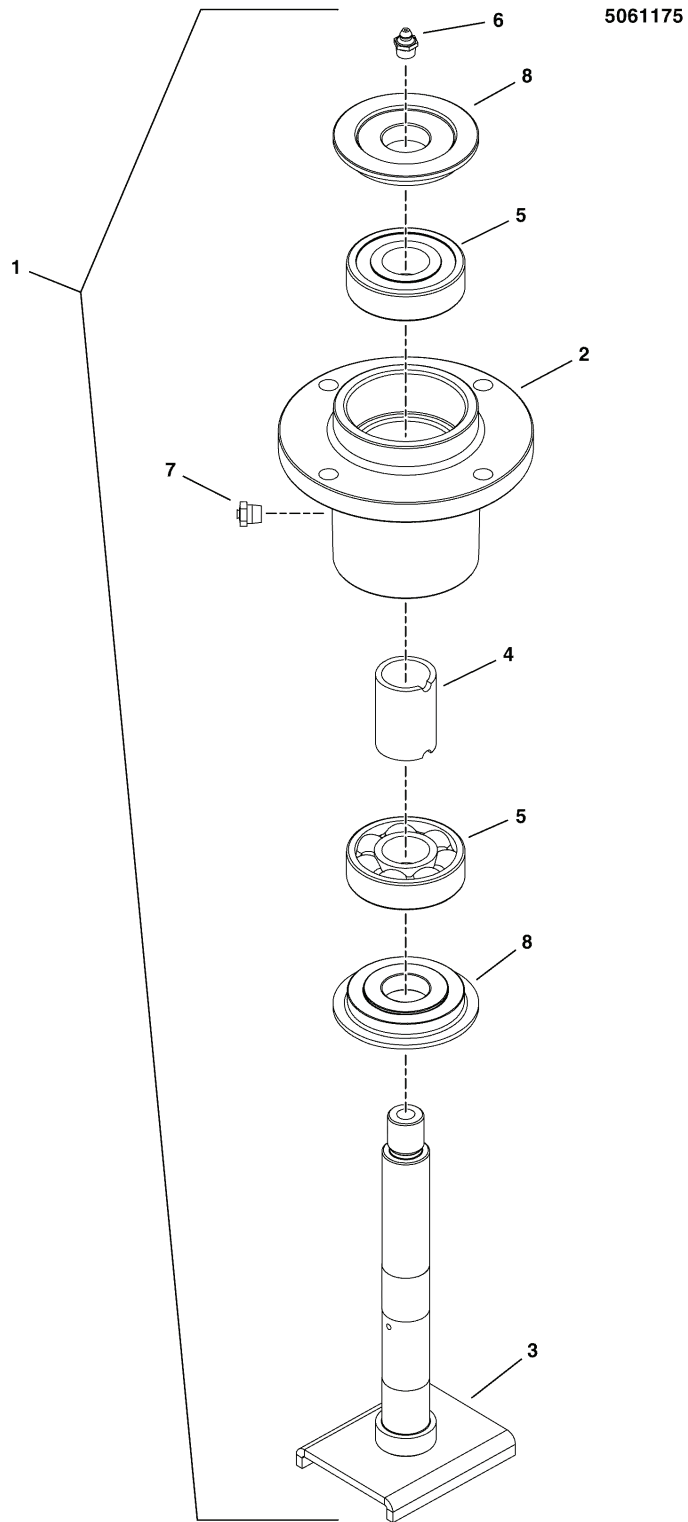
---

**The above parts group applies to the following Mfg. Nos.:**

5900756 (CCWKAV1536)  
5900967 (CCWKAV1636)  
5900758 (CCWKAV1536SDCE)  
5900749 (CCWKAV1536RDCE)

## Spindle Service Parts - 5061175

NOTE: Unless noted otherwise,  
use the standard hardware torque  
specification chart.



The above parts group applies to the following Mfg. Nos.:  
5900756 (CCWKAV1536)

## Spindle Service Parts - 5061175

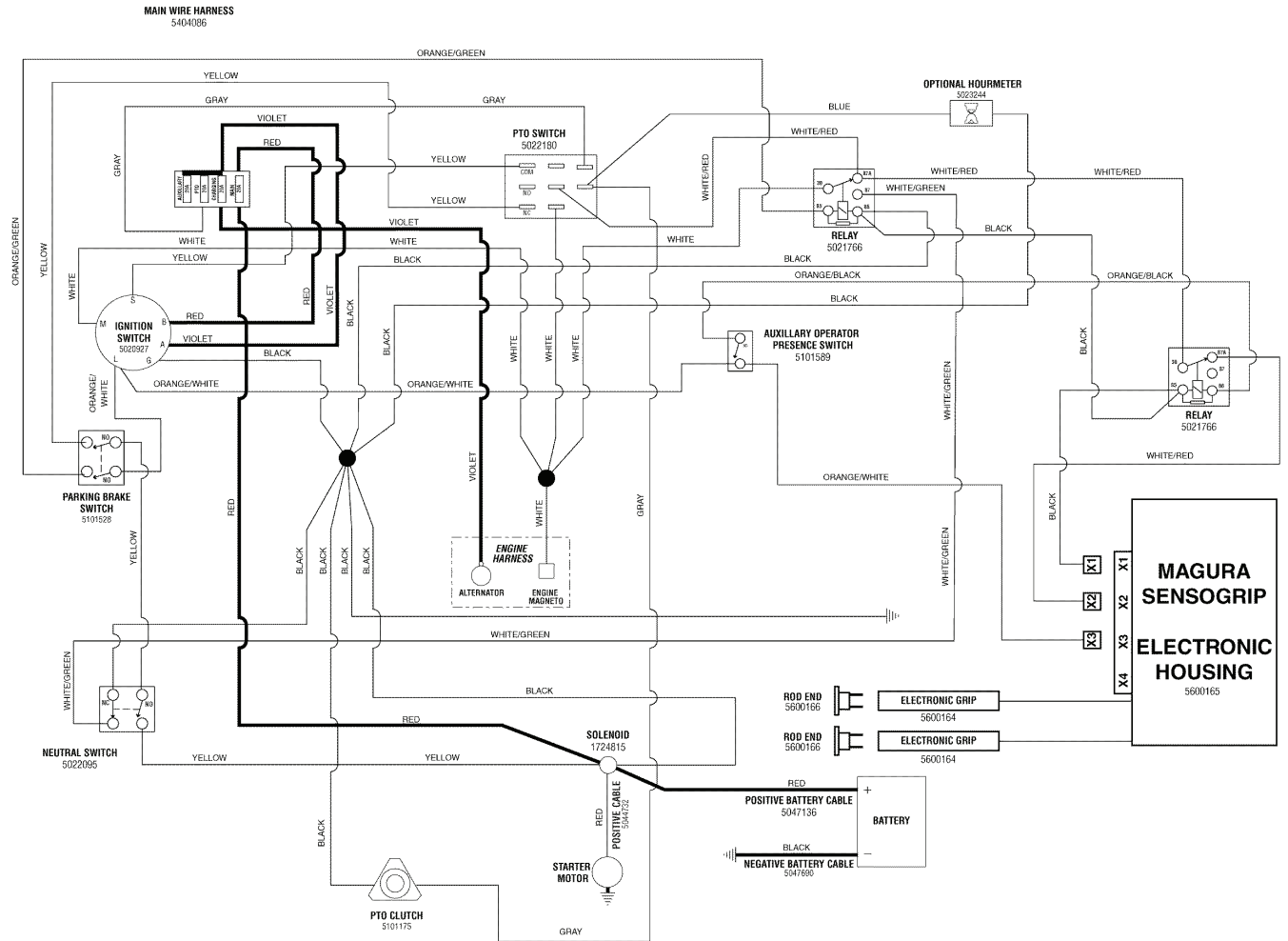
REF NO	PART NO.	QTY.	DESCRIPTION
1	5061175	1	ASSM, SPINDLE, BLADE SADDLE
2	5061097	1	HOUSING, SPINDLE
3	5061137	1	WELD, SHAFT, BLADE SADDLE
4	5061099	1	SPACER
5	5023330	2	BEARING, .98 X 2.44 X .67
6	5023329	1	FITTING
7	5023296	1	FITTING, RELIEF, 1-5 PSI
8	5049793	2	SHIELD, TRASH

Not for  
Reproduction

### Footnotes

---

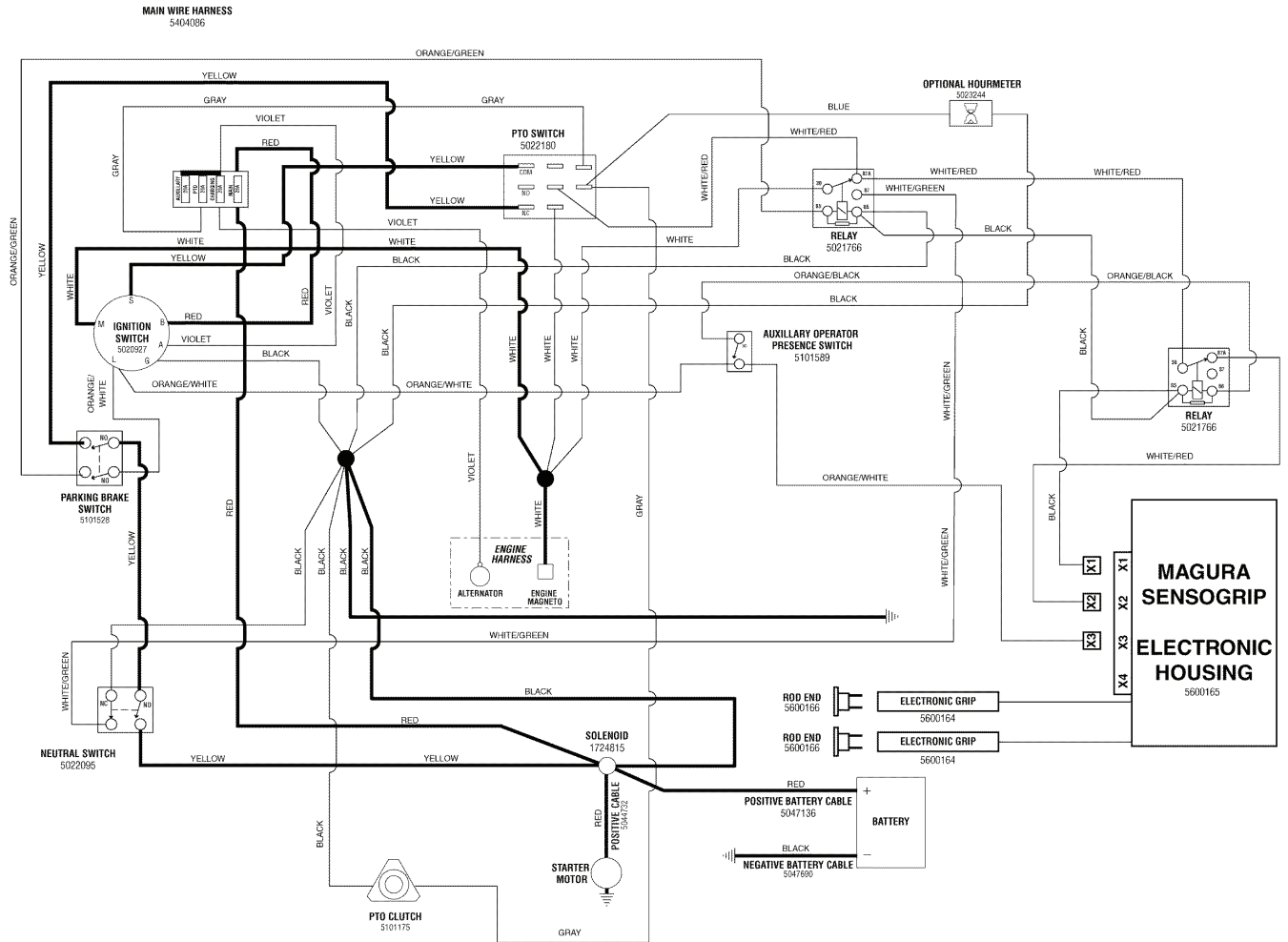
The above parts group applies to the following Mfg. Nos.:  
5900756 (CCWKAV1536)



The above parts group applies to the following Mfg. Nos.:

- 5900758 (CCWKAV1536SDCE)
- 5900749 (CCWKAV1536RDCE)
- 5900756 (CCWKAV1536)



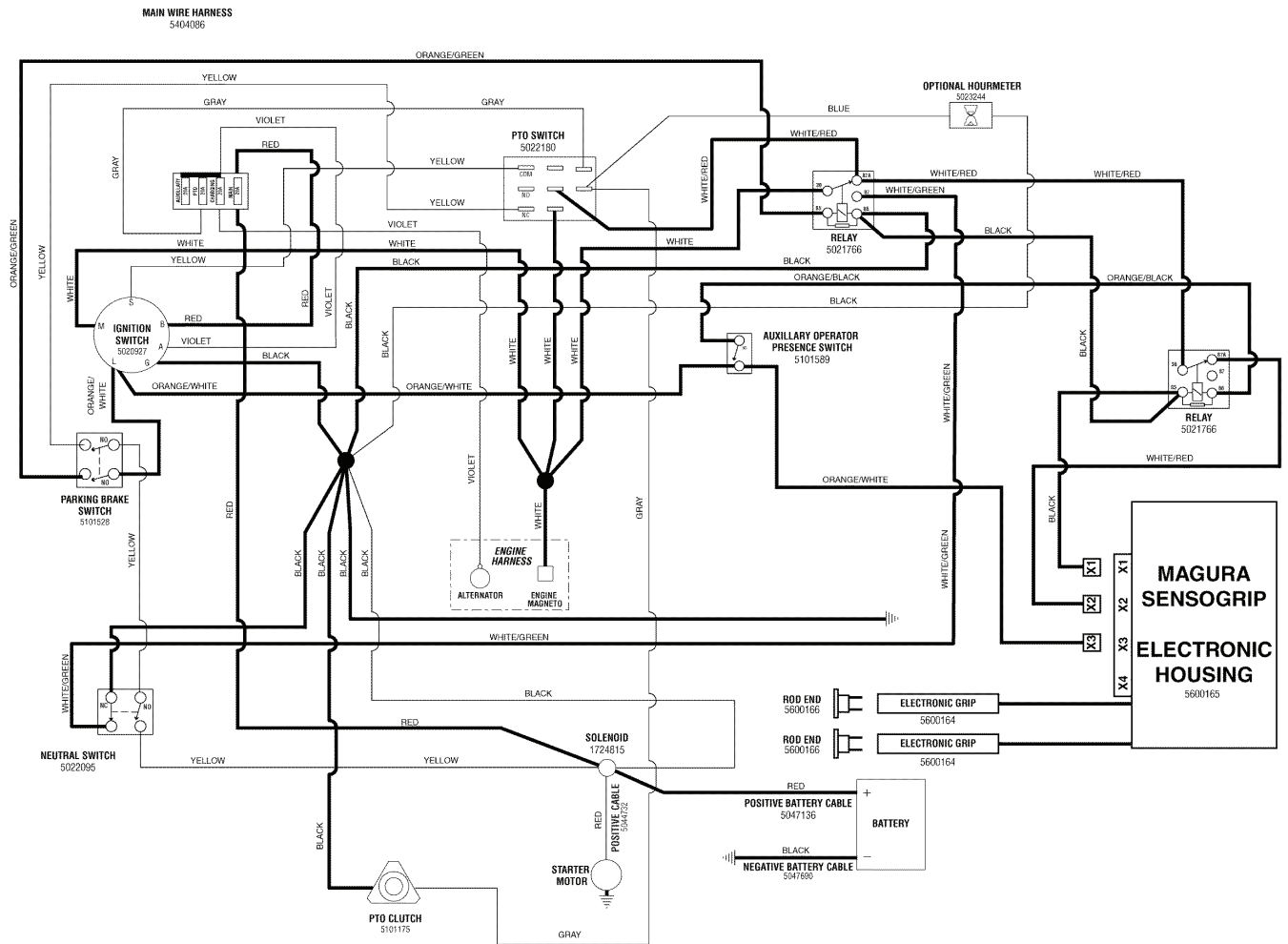


The above parts group applies to the following Mfg. Nos.:

- 5900758 (CCWKAV1536SDCE)
- 5900749 (CCWKAV1536RDCE)
- 5900756 (CCWKAV1536)

**Below**

5404086I

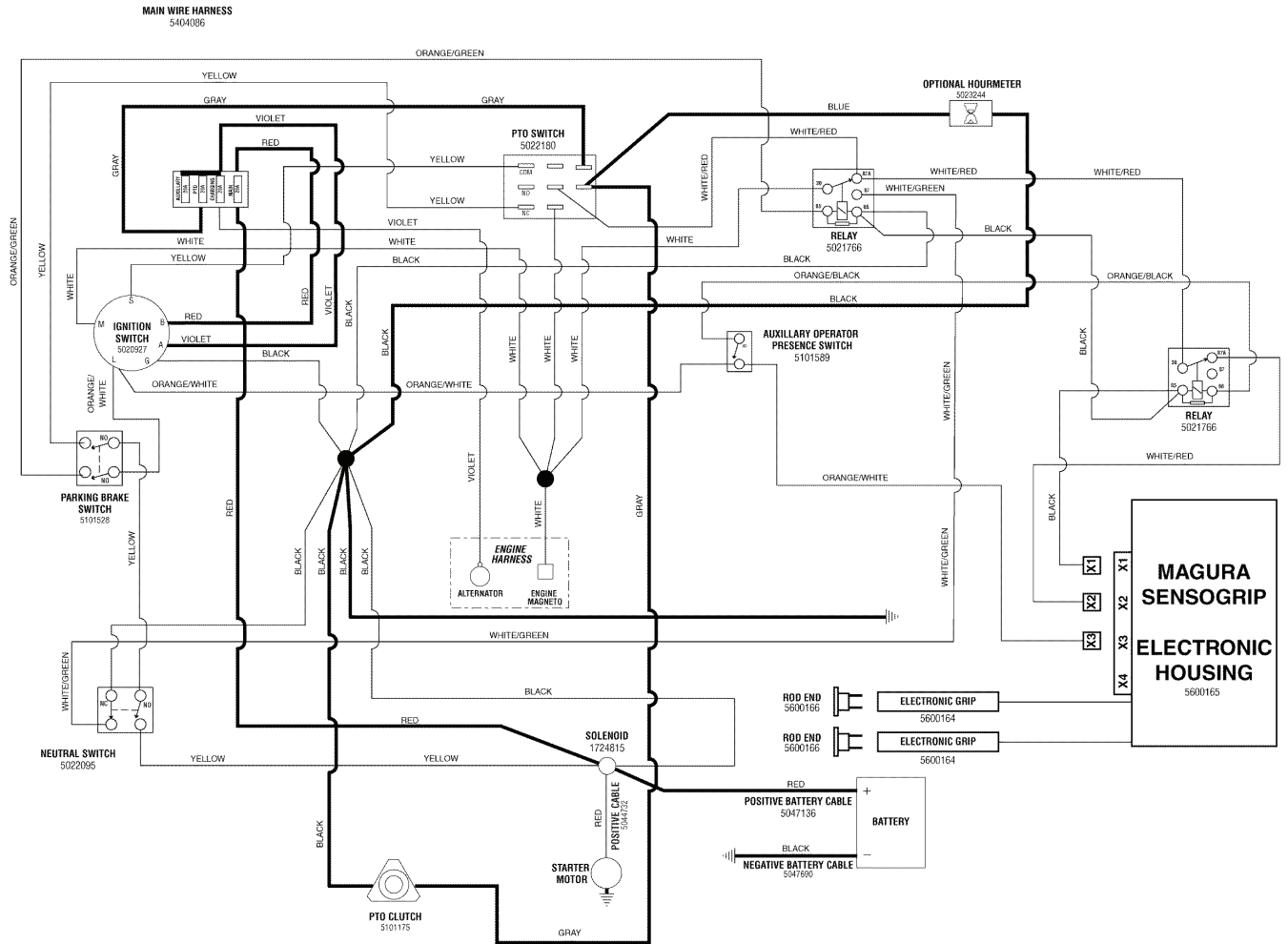


**The above parts group applies to the following Mfg. Nos.:**

5900758 (CCWKAV1536SDCE)

5900749 (CCWKAV1536RDCE)

5900756 (CCWKAV1536)

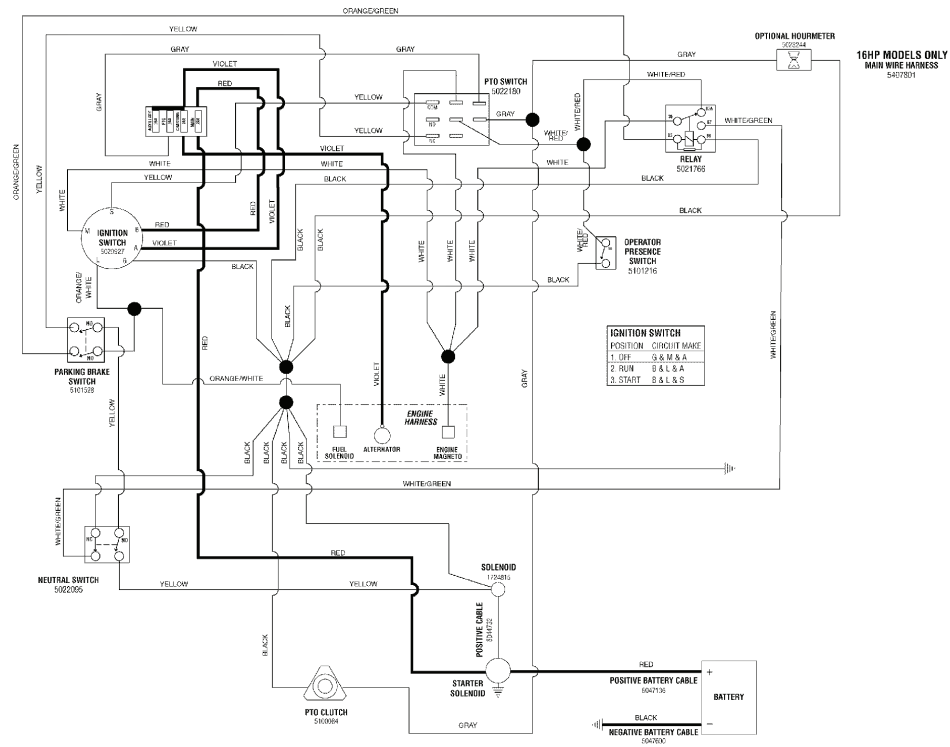
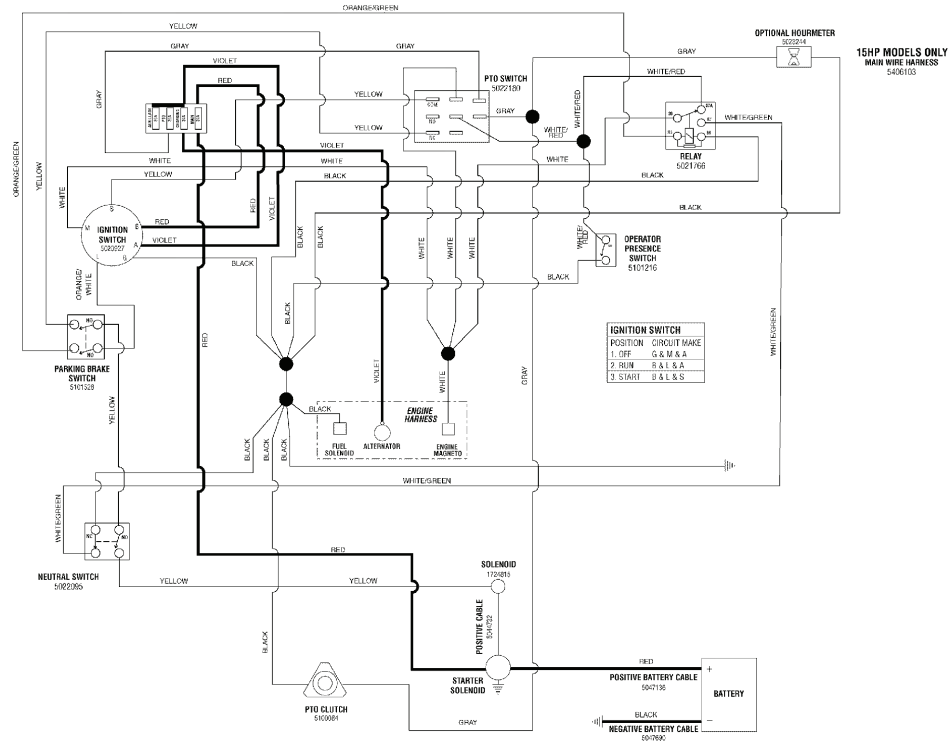


**The above parts group applies to the following Mfg. Nos.:**

5900758 (CCWKAV1536SDCE)

5900749 (CCWKAV1536RDCE)

5900756 (CCWKAV1536)

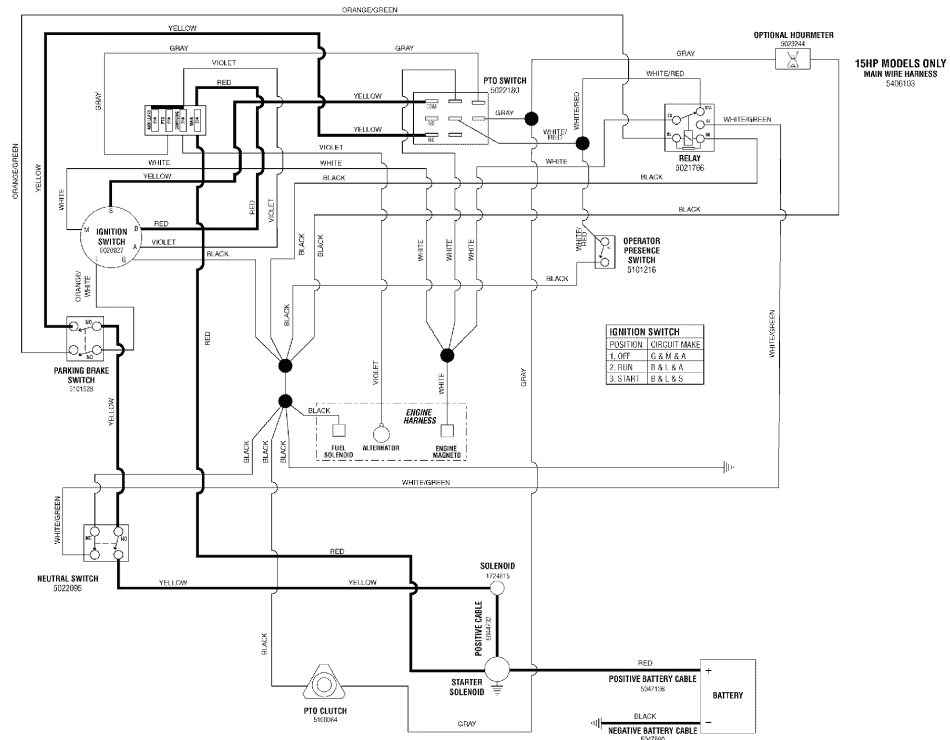


The above parts group applies to the following Mfg. Nos.:

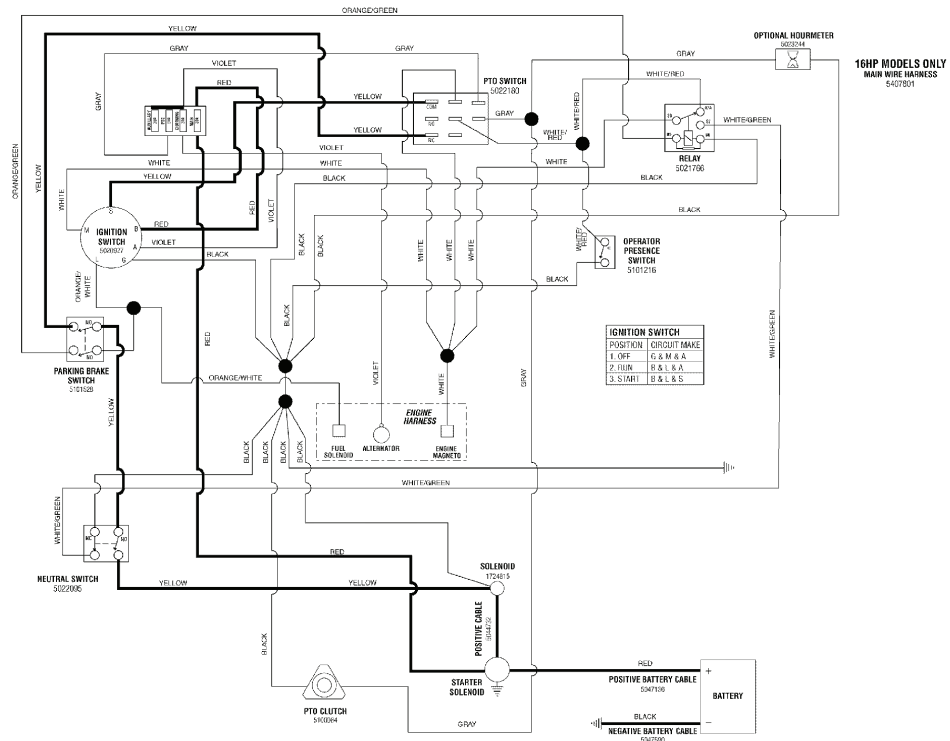
- 5900987 (CCWKAV1636RDCE)
- 5900988 (CCWKAV1636SDCE)
- 5900758 (CCWKAV1536SDCE)
- 5900749 (CCWKAV1536RDCE)
- 5900756 (CCWKAV1536)
- 5900967 (CCWKAV1636)

# Electrical Schematic - Cranking Circuit - S/N: 2013964105 & Above

5406103R



15HP MODELS ONLY  
MAIN WIRE HARNESS  
5406103



16HP MODELS ONLY  
MAIN WIRE HARNESS  
5407801

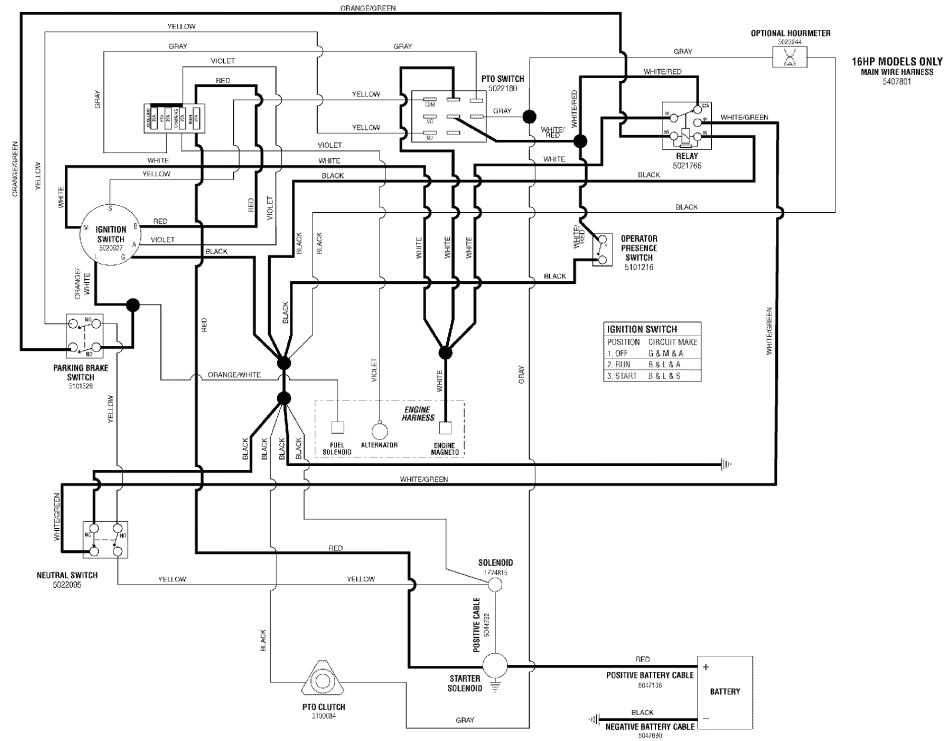
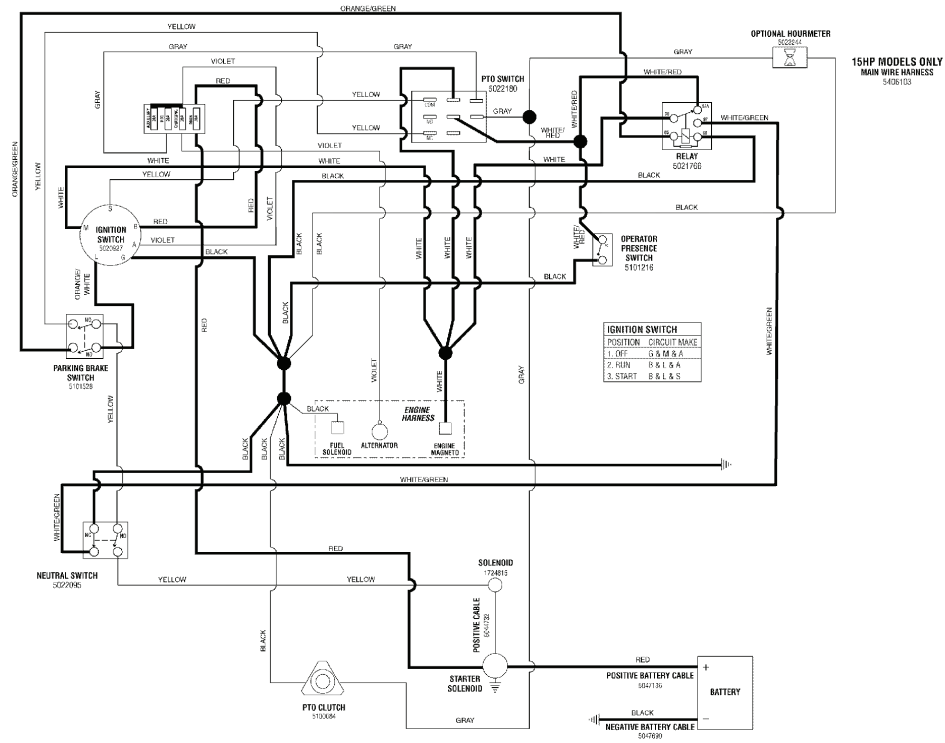
The above parts group applies to the following Mfg. Nos.:

- 5900987 (CCWKAV1636RDCE)
- 5900988 (CCWKAV1636SDCE)
- 5900758 (CCWKAV1536SDCE)
- 5900749 (CCWKAV1536RDCE)
- 5900756 (CCWKAV1536)
- 5900967 (CCWKAV1636)

# Electrical Schematic - Ignition Grounding Circuit / Operator Presence - S/N: 2013964105 &

Above

5406103I

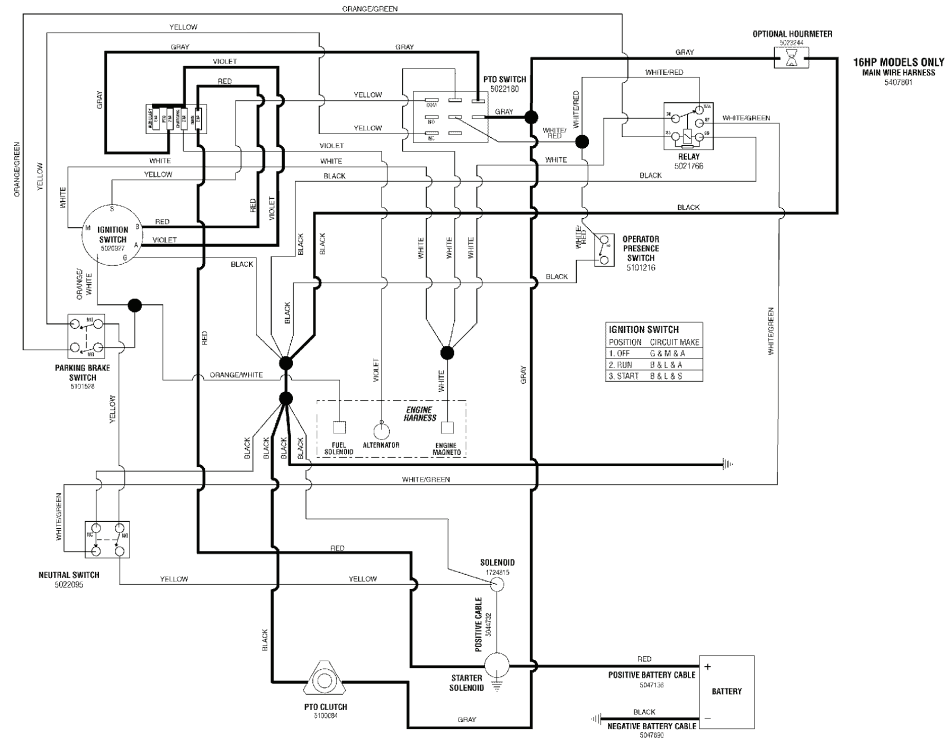
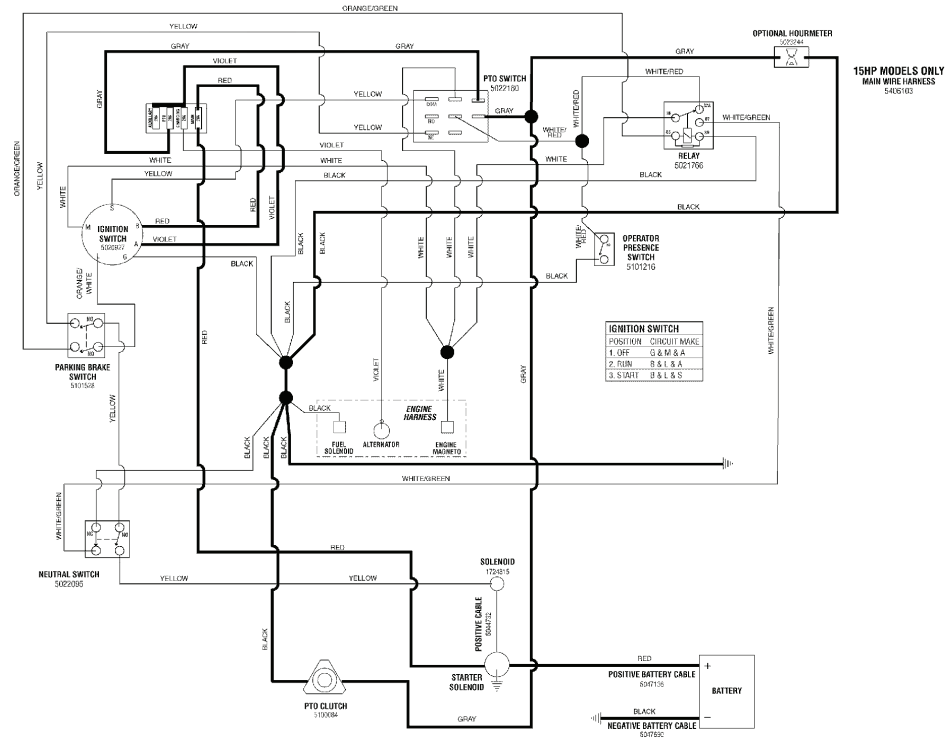


The above parts group applies to the following Mfg. Nos.:

- 5900967 (CCWKAV1636)
- 5900987 (CCWKAV1636RDCE)
- 5900988 (CCWKAV1636SDCE)
- 5900758 (CCWKAV1536SDCE)
- 5900749 (CCWKAV1536RDCE)
- 5900756 (CCWKAV1536)

# Electrical Schematic - PTO Clutch Circuit - S/N: 2013964105 & Above

5406103P



The above parts group applies to the following Mfg. Nos.:

- 5900967 (CCWKAV1636)
- 5900987 (CCWKAV1636RDCE)
- 5900988 (CCWKAV1636SDCE)
- 5900758 (CCWKAV1536SDCE)
- 5900749 (CCWKAV1536RDCE)
- 5900756 (CCWKAV1536)

## Notes

Not for  
Reproduction



## Notes

Not for  
Reproduction

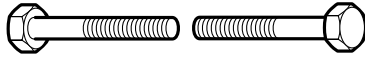
## Notes

Not for  
Reproduction

# Hardware Identification & Torque Specifications

## Common Hardware Types

Hex Head Capscrew



Washer



Carriage Bolt



Lockwasher



Hex Nut

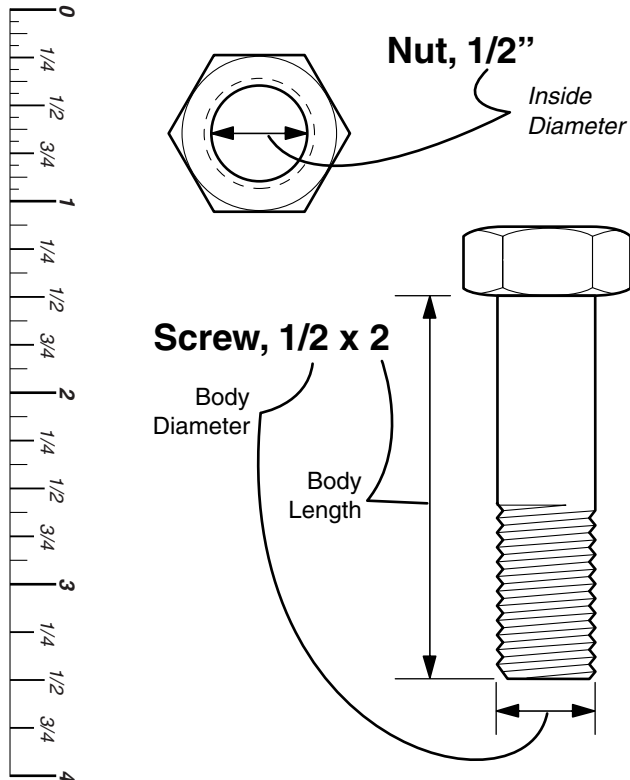


## Standard Hardware Sizing

When a washer or nut is identified as **1/2"**, this is the *Nominal size*, meaning the *inside diameter* is 1/2 inch; if a second number is present it represents the *threads per inch*

When bolt or capscrew is identified as **1/2 - 16 x 2"**, this means the *Nominal size*, or *body diameter* is 1/2 inch; the second number represents the *threads per inch* (16 in this example, and the final number is the *body length* of the bolt or screw (in this example 2 inches long).

**The guides and ruler furnished below are designed to help you select the appropriate hardware and tools.**



## Torque Specification Chart

FOR STANDARD MACHINE HARDWARE (Tolerance ± 20%)

Hardware Grade	No Marks SAE Grade 2		SAE Grade 5		SAE Grade 8	
	in/lbs ft/lbs	Nm.	in/lbs ft/lbs	Nm.	in/lbs ft/lbs	Nm.
8-32	19	2.1	30	3.4	41	4.6
8-36	20	2.3	31	3.5	43	4.9
10-24	27	3.1	43	4.9	60	6.8
10-32	31	3.5	49	5.5	68	7.7
1/4-20	66	7.6	8	10.9	12	16.3
1/4-28	76	8.6	10	13.6	14	19.0
5/16-18	11	15.0	17	23.1	25	34.0
5/16-24	12	16.3	19	25.8	27	34.0
3/8-16	20	27.2	30	40.8	45	61.2
3/8-24	23	31.3	35	47.6	50	68.0
7/16-14	30	40.8	50	68.0	70	95.2
7/16-20	35	47.6	55	74.8	80	108.8
1/2-13	50	68.0	75	102.0	110	149.6
1/2-20	55	74.8	90	122.4	120	163.2
9/16-12	65	88.4	110	149.6	150	204.0
9/16-18	75	102.0	120	163.2	170	231.2
5/8-11	90	122.4	150	204.0	220	299.2
5/8-18	100	136	180	244.8	240	326.4
3/4-10	160	217.6	260	353.6	386	525.0
3/4-16	180	244.8	300	408.0	420	571.2
7/8-9	140	190.4	400	544.0	600	816.0
7/8-14	155	210.8	440	598.4	660	897.6
1-8	220	299.2	580	788.8	900	1,244.0
1-12	240	326.4	640	870.4	1,000	1,360.0


### NOTES

- These torque values are to be used for all hardware excluding: locknuts, self-tapping screws, thread forming screws, sheet metal screws and socket head setscrews.
- Recommended seating torque values for locknuts:
  - for prevailing torque locknuts - use 65% of grade 5 torques.
  - for flange whizlock nuts and screws - use 135% of grade 5 torques.
- Unless otherwise noted on assembly drawings, all torque values must meet this specification.

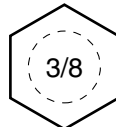
## Wrench & Fastener Size Guide




1/4" Bolt or Nut  
Wrench—7/16"



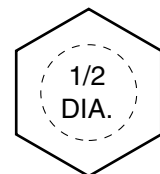
5/16" Bolt or Nut  
Wrench—1/2"



3/8" Bolt or Nut  
Wrench—9/16"



7/16" Bolt or Nut  
Wrench (Bolt)—5/8"  
Wrench (Nut)—11/16"



1/2" Bolt or Nut  
Wrench—3/4"

# Parts Manual CCW36 Series Walk-Behind Mower

Not for  
Reproduction

**IT IS THE POLICY OF BRIGGS STRATTON TO IMPROVE ITS PRODUCTS WHENEVER IT IS POSSIBLE AND PRACTICAL TO DO SO. WE RESERVE THE RIGHT TO MAKE CHANGES OR ADD IMPROVEMENTS AT ANY TIME WITHOUT INCURRING ANY OBLIGATION TO MAKE SUCH CHANGES ON PRODUCTS MANUFACTURED**

**Briggs and Stratton Power Products Group, LLC.**

5375 North Main Street  
Munnsville, NY 13409 USA  
800-933-6175

[www.ferrisindustries.com](http://www.ferrisindustries.com)

© Copyright 2011 Briggs and Stratton Corporation  
All Rights Reserved. Printed In USA.