



Parts Manual IS1500Z Series Zero-Turn Riding Mower



Models:	Description:
5900578	IS1500Z Series w/ 44" RD Mower Deck & ROPS Export (IS1500ZKAV1944RDCE)
5900588	IS1500Z Series w/ 48" Mower Deck & ROPS (IS1500ZB2648)
5900589	IS1500Z Series w/ 44" Mower Deck & ROPS (IS1500ZB2644)
5900575	IS1500Z Series w/ 44" Mower Deck & ROPS (IS1500ZKAV1944)
5900577	IS1500Z Series w/ 44" Mower Deck & ROPS Export (IS1500ZKAV1944CE)
5900580	IS1500Z Series w/ 44" Mower Deck & ROPS Export (IS1500ZKAV1944 ANSI EXPORT)
5900576	IS1500Z Series w/ 48" Mower Deck & ROPS (IS1500ZKAV1948)
5900579	IS1500Z Series w/ 48" Mower Deck & ROPS Export (IS1500ZKAV1948 ANSI EXPORT)

Briggs and Stratton Power Products Group, LLC.

5375 North Main Street
Munnsville, NY 13409 USA
800-933-6175

5103386
Revision B
Rev. Date: 2/20/12
TP 400-7488-B-15-F

Not for
Reproduction

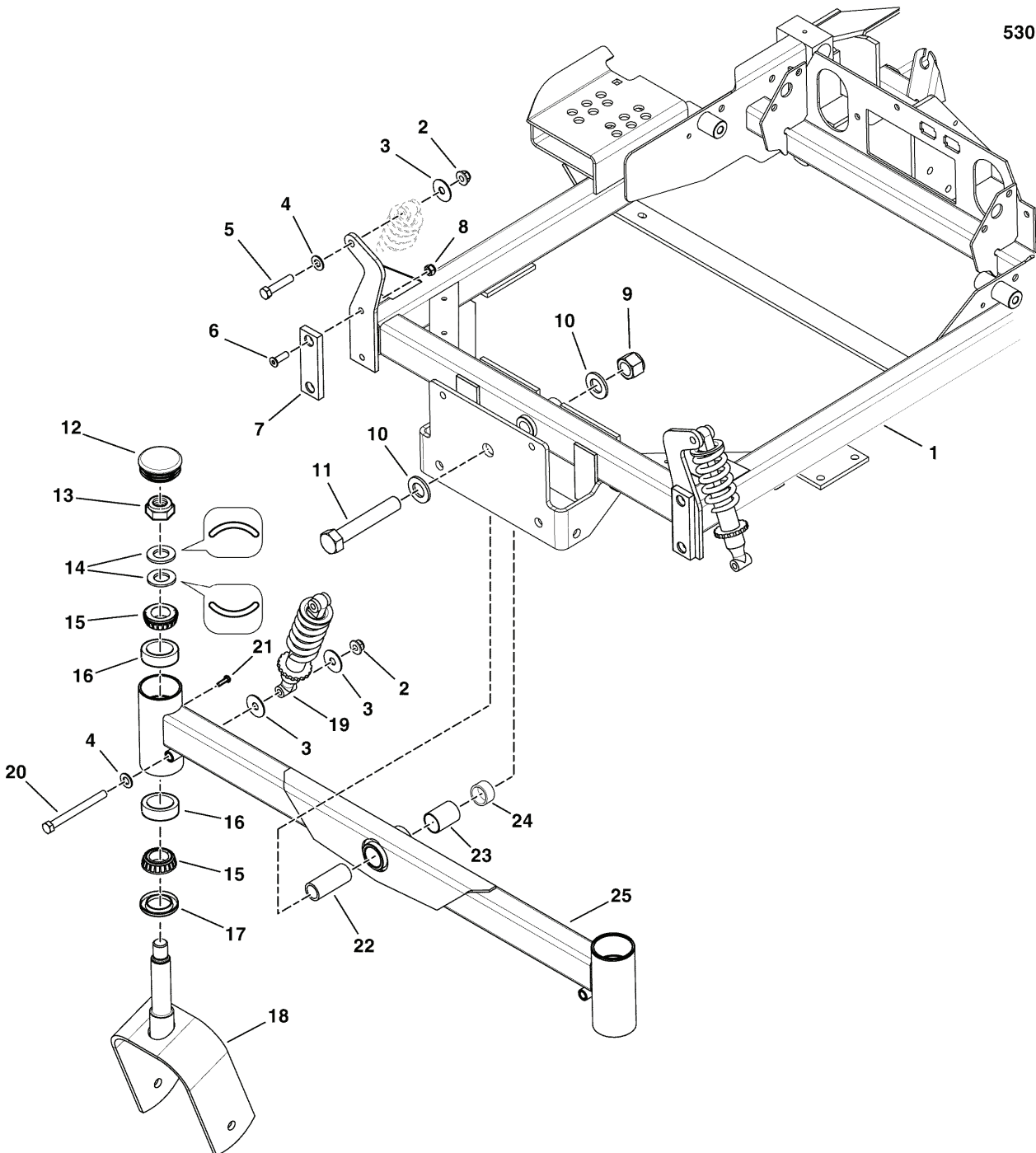
MODEL COMPONENTS	PAGE
Main Frame & Front Suspension Group	4
Rear Bumper, Roll Bar & Seat Belt Group	6
Seat, Mount & Floor Group	8
Fuel Tank & Mount Group	10
Instrument Control Panel Group	12
Engine & PTO Group - Kawasaki	14
Engine & PTO Group - Briggs & Stratton	16
Pump Drive Group	18
Motion Control Group	20
Hydraulic Tank Mount Group	24
Hydraulic Group	26
Parking Brake Group	28
Rear Suspension Group	30
Deck Lift Group	32
Wheel & Tire Group	36
Decal Group - Safety & Operation - Domestic	38
Decal Group - Brand & Model	40
Decal Group - Safety & Operation - Export Models	42
Evap Canister Group	44
48" Mower Deck - Housing, Covers, Spindles & Blades	46
44" Mower Deck - Housing, Covers, Spindles & Blades	48
44" & 48" Mower Deck - Rollers	50
44" & 48" Mower Deck - Hanger Chains	52
44" & 48" Mower Deck - Pulleys, Belt & Idler Arm	54
Spindle Service Parts	56
Electrical Group - Kawasaki	58
Electrical Group - Briggs & Stratton	60
Electrical Schematics - Briggs & Stratton	62-65
Electrical Schematics - Kawasaki	66-69
Torque Specification Chart	Inside Back Cover

Not for
Reproduction

Main Frame & Front Suspension Group

NOTE: Unless noted otherwise,
use the standard hardware torque
specification chart.

5301933



The above parts group applies to the following Mfg. Nos.:

5900575 (IS1500ZKAV1944)	5900588 (IS1500ZB2648)
5900576 (IS1500ZKAV1948)	5900589 (IS1500ZB2644)
5900577 (IS1500ZKAV1944CE)	
5900578 (IS1500ZKAV1944RDCE)	
5900579 (IS1500ZKAV1948 ANSI EXPORT)	
5900580 (IS1500ZKAV1944 ANSI EXPORT)	

Main Frame & Front Suspension Group

REF NO	PART NO.	QTY.	DESCRIPTION
1	5404316B	1	WELD, IS1500Z MAIN FRAME
2	5025394	4	NUT, 3/8-16 HEX NYLOCK FLANGE
3	5025165	6	WASHER-3/8 FENDER
4	5025156	4	WASHER, 3/8 SAE
5	5025013X14	2	BOLT, 3/8-16 X 1-3/4 GD5 YZ
6	5025303	4	SCREW, 5/16-18 X 1 FLAT HD SC, CZ
7	5102702	2	PAD, FRICTION, .375 X 1.25 X 4.00
8	5025057	4	NUT, 5/16-18 HEX NYLON LOCK
9	5025284	1	NUT, 3/4-16 HEX NYLON LOCK
10	5025160	2	WASHER, 3/4 SAE
11	5025265X52	1	BOLT, 3/4-16 X 6-1/2 YZ GD5
12	5100882	2	CAP, CASTER SPINDLE, LOW PROFILE
13	5025448	2	NUT, 3/4-16, HEX JAM NYLON LOCK
14	5025449	4	WASHER, BELLEVILLE - 1.500 X .755
15	5020884	4	BEARING, TAPERED ROLLER, 1
16	5020883	4	BEARING CUP
17	5021072	2	SEAL, GREASE
18	5402208B	2	WELD, CASTER YOKE -RED
19	5023483	2	SHOCK, SPRING ASSEMBLY
20	5025013X32	2	BOLT, 3/8-16 X 4 GD5 YZ
21	5025457	2	BOLT, 1/4-28 X 1/2, GD5 YZ
22	5047489	1	SPACER, .75 X 1.00 X 2.38
23	5022852	1	PIVOT BEARING, 1.00 X 1.125 OD X 1.50
24	5100358	1	PIVOT BEARING, 1.00 X 1.125 OD X .50
25	5402536B	1	WELD, FRONT PIVOT - RED

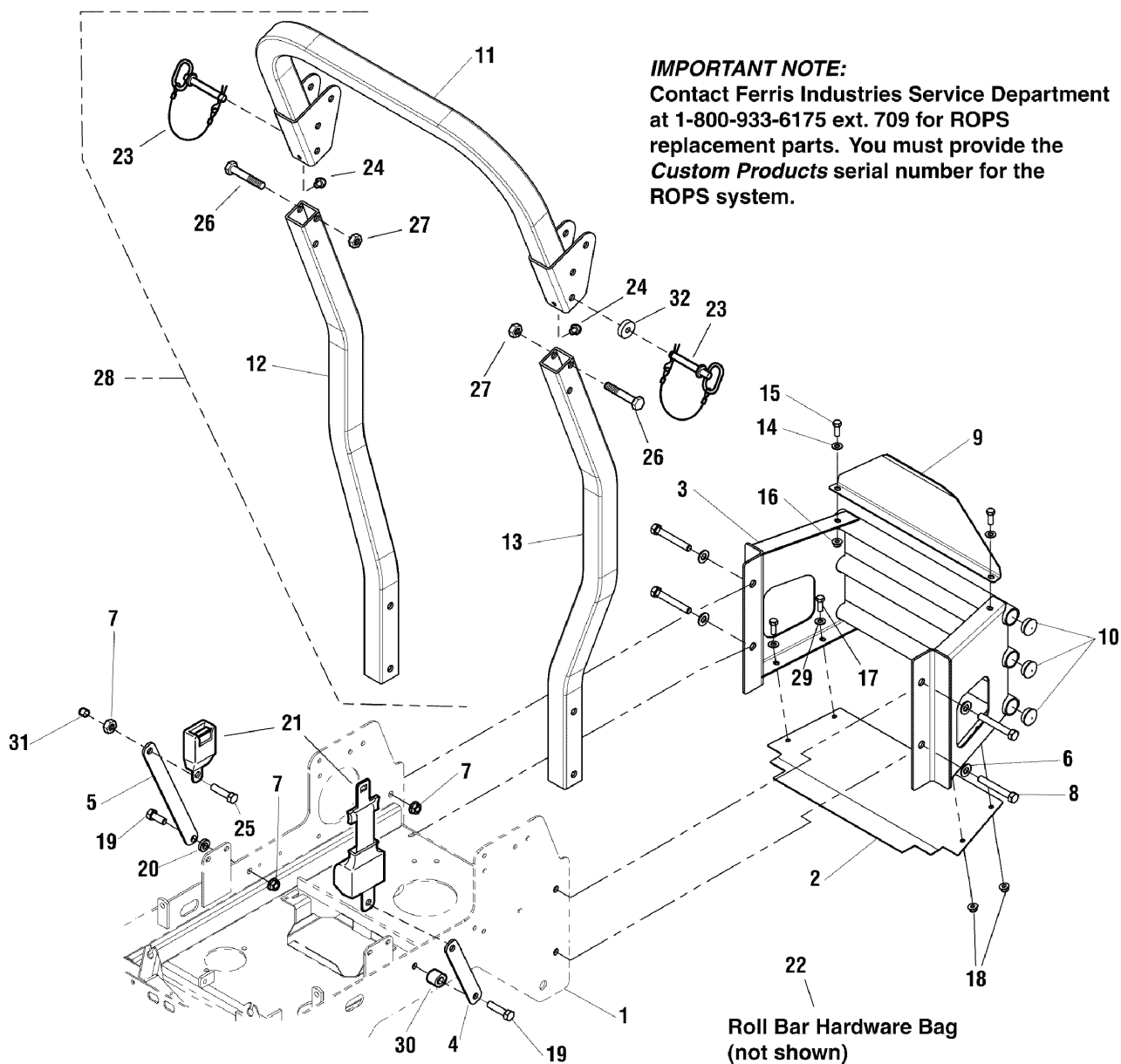
Footnotes

The above parts group applies to the following Mfg. Nos.:

5900575 (IS1500ZKAV1944) 5900588 (IS1500ZB2648)
5900576 (IS1500ZKAV1948) 5900589 (IS1500ZB2644)
5900577 (IS1500ZKAV1944CE)
5900578 (IS1500ZKAV1944RDCE)
5900579 (IS1500ZKAV1948 ANSI EXPORT)
5900580 (IS1500ZKAV1944 ANSI EXPORT)

Rear Bumper, Roll Bar & Seat Belt Group

NOTE: Unless noted otherwise, use the standard hardware torque specification chart.



The above parts group applies to the following Mfg. Nos.:

- 5900575 (IS1500ZKAV1944)
- 5900576 (IS1500ZKAV1948)
- 5900577 (IS1500ZKAV1944CE)
- 5900578 (IS1500ZKAV1944RDCE)
- 5900579 (IS1500ZKAV1948 ANSI EXPORT)
- 5900588 (IS1500ZB2648)
- 5900589 (IS1500ZB2644)

Rear Bumper, Roll Bar & Seat Belt Group

REF NO	PART NO.	QTY.	DESCRIPTION
1	-	-	MAIN FRAME (See Main Frame Group)
2	5401174A	1	PLATE, HEAT SHIELD - BLK
3	5403268B	1	BUMPER
4	5400844A	1	PLATE, SEAT BELT ANCHOR - BLK
5	5400847A	1	MOUNT, SEAT BELT - RH - BLK
6	5025158	4	WASHER, 1/2" SAE
7	5025396	8	NUT, 1/2-13 HEX NYLOCK FLANGE
8	5025017X26	4	BOLT, 1/2-13 X 3-1/4" GD5
9	5061725B	1	CARB PROTECTOR PLATE
10	5023484	6	PLUG, PANEL, 1.25 BLACK
11	-	1	ROLL BAR TOP LOOP
12	-	1	ROLL BAR POST, RH
13	-	1	ROLL BAR POST, LH
14	5025156	2	WASHER 3/8" SAE
15	5025013X8	2	BOLT, 3/8-16 X 1" GD5
16	5025394	2	NUT, 3/8-16 X 1" GD5
17	5025011X6	4	BOLT, 5/16-18 X 3/4" GD5
18	5025392	4	NUT, 5/16-18 HEX NYLOCK FLANGE
19	5025017X14	2	BOLT, 1/2-13 X 1-3/4 GD5 YZ
20	5100520	1	SPACER, .515 X 1.00 X .218
21a	5100139	1	SEAT BELT ASSEMBLY, STANDARD (Includes mounting hardware)
21b	5100397	1	SEAT BELT ASSEMBLY, EXTRA LONG (Includes mounting hardware)
22	5100377	1	ROLL BAR HARDWARE BAG (Includes hitch pins)
23	5100079	2	PIN, HITCH, BLACK W/ PLASTIC LANYARD
24	5100383	2	RUBBER BUMPER
25	5100267	2	SCREW, 1/2-13 X 1.00, SHCS
26	-	2	* BOLT
27	-	2	* NUT
28	5100186	1	ROPS COMPLETE IN BOX, IS1500
29	5025155	4	WASHER, 5/16"SAE
30	5045178	1	SPACER, .52 X 1.00 X .75
31	5101049	1	CAP, VINYL
32	5100545	2	RUBBER WASHER

Footnotes

* Not serviced. For replacement hardware, you must purchase complete Roll Bar kit.

The above parts group applies to the following Mfg. Nos.:

5900575 (IS1500ZKAV1944) 5900589 (IS1500ZB2644)
 5900576 (IS1500ZKAV1948)
 5900577 (IS1500ZKAV1944CE)
 5900578 (IS1500ZKAV1944RDCE)
 5900579 (IS1500ZKAV1948 ANSI EXPORT)
 5900588 (IS1500ZB2648)

Seat, Mount & Floor Group

NOTE: Unless noted otherwise,
use the standard hardware torque
specification chart.

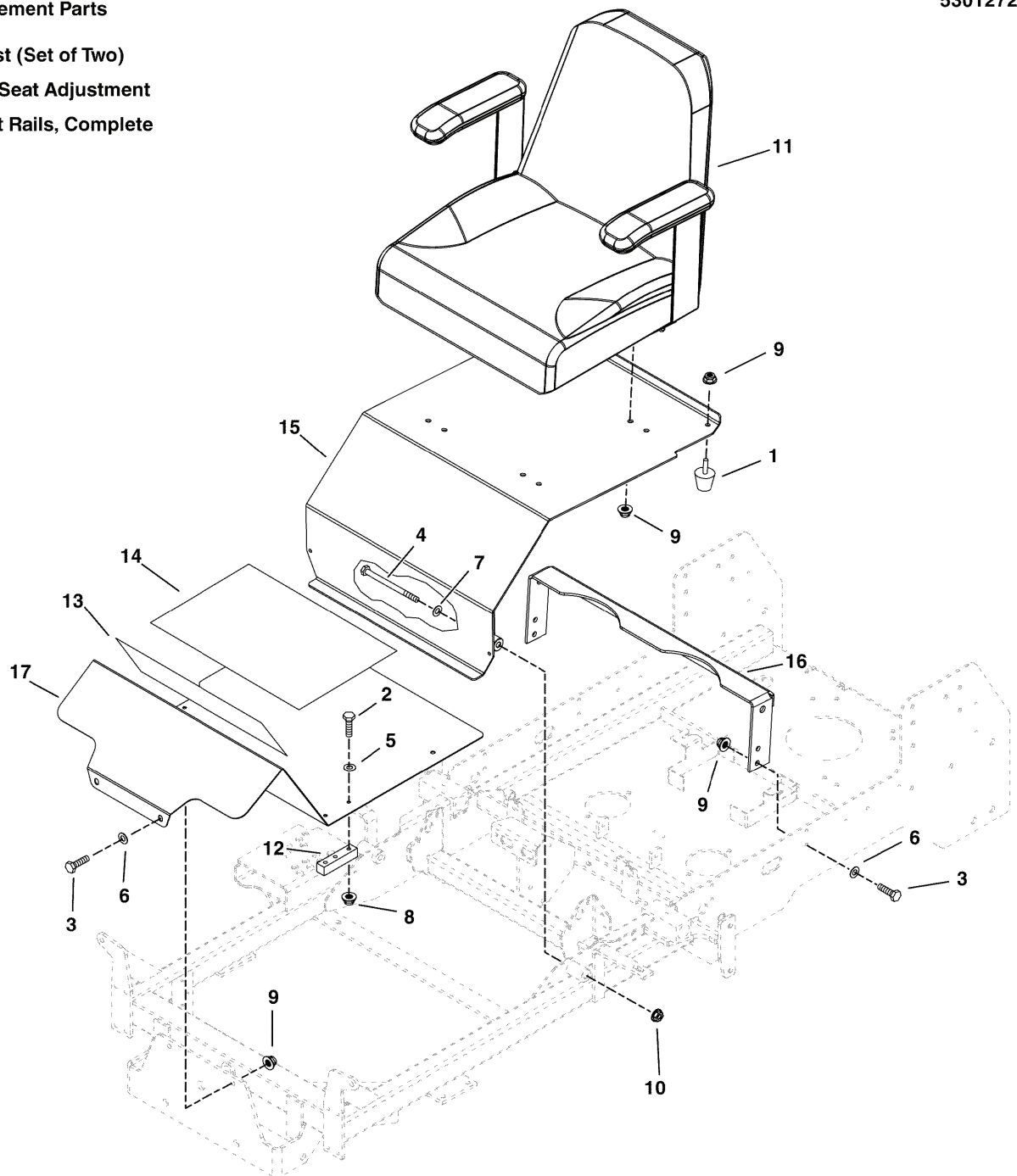
Seat Replacement Parts

18 - Arm Rest (Set of Two)

19 - Spring, Seat Adjustment

20 - Kit, Seat Rails, Complete

5301272A



The above parts group applies to the following Mfg. Nos.:

5900575 (IS1500ZKAV1944)	5900588 (IS1500ZB2648)
5900576 (IS1500ZKAV1948)	5900589 (IS1500ZB2644)
5900577 (IS1500ZKAV1944CE)	
5900578 (IS1500ZKAV1944RDCE)	
5900579 (IS1500ZKAV1948 ANSI EXPORT)	
5900580 (IS1500ZKAV1944 ANSI EXPORT)	

Seat, Mount & Floor Group

REF NO	PART NO.	QTY.	DESCRIPTION
1	5022612	2	BUMPER, RUBBER 5/16-18
2	5025010X10	4	BOLT, 1/4-20 X 1-1/4, GD5
3	5025011X8	8	BOLT, 5/16-18 X 1 GD5 YZ
4	5025013X48	2	BOLT, 3/8-16 X 6 GD5 YZ
5	5025154	4	WASHER, 1/4 SAE
6	5025155	8	WASHER, 5/16 SAE
7	5025156	2	WASHER, 3/8 SAE
8	5025391	4	NUT, 1/4-20 HEX NYLOCK FLANGE
9	5025392	14	NUT, 5/16-18 HEX NYLOCK FLANGE
10	5025394	2	NUT, 3/8-16 HEX NYLOCK FLANGE
11	5061599	1	SEAT, XB-180, NO LOGO, BLACK
12	5100643	2	BLOCK, DECK LIFT SUPPORT
13	5101007	1	SAFETY WALK, 17.13 X 6.00
14	5100999	1	SAFETY WALK, 17.13 X 11.50
15	5402568B	1	WELD, SEAT PLATE - RED
16a	5403632B	1	PLATE, SEAT SUPPORT - RED (S/N: 2012636130 & Above)
16b	5400849B	1	PLATE, SEAT SUPPORT - RED (S/N: 2012636129 & Below)
17	5049953B	1	PLATE, FLOOR - RED
18	1686907	1	ARM REST (SET OF 2) (Not Shown)
19	5100636	1	SPRING, SEAT ADJUSTMENT (Not Shown)
20	5061599X1	1	KIT, SEAT RAILS, COMPLETE (Not Shown)

Not for
Reproduction

Footnotes

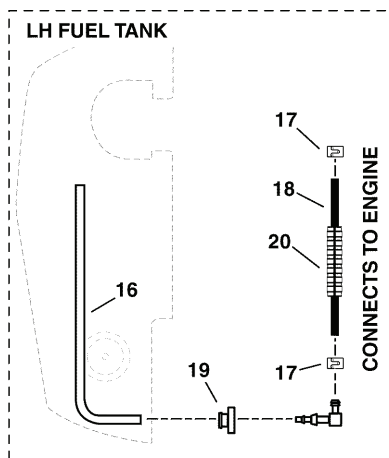
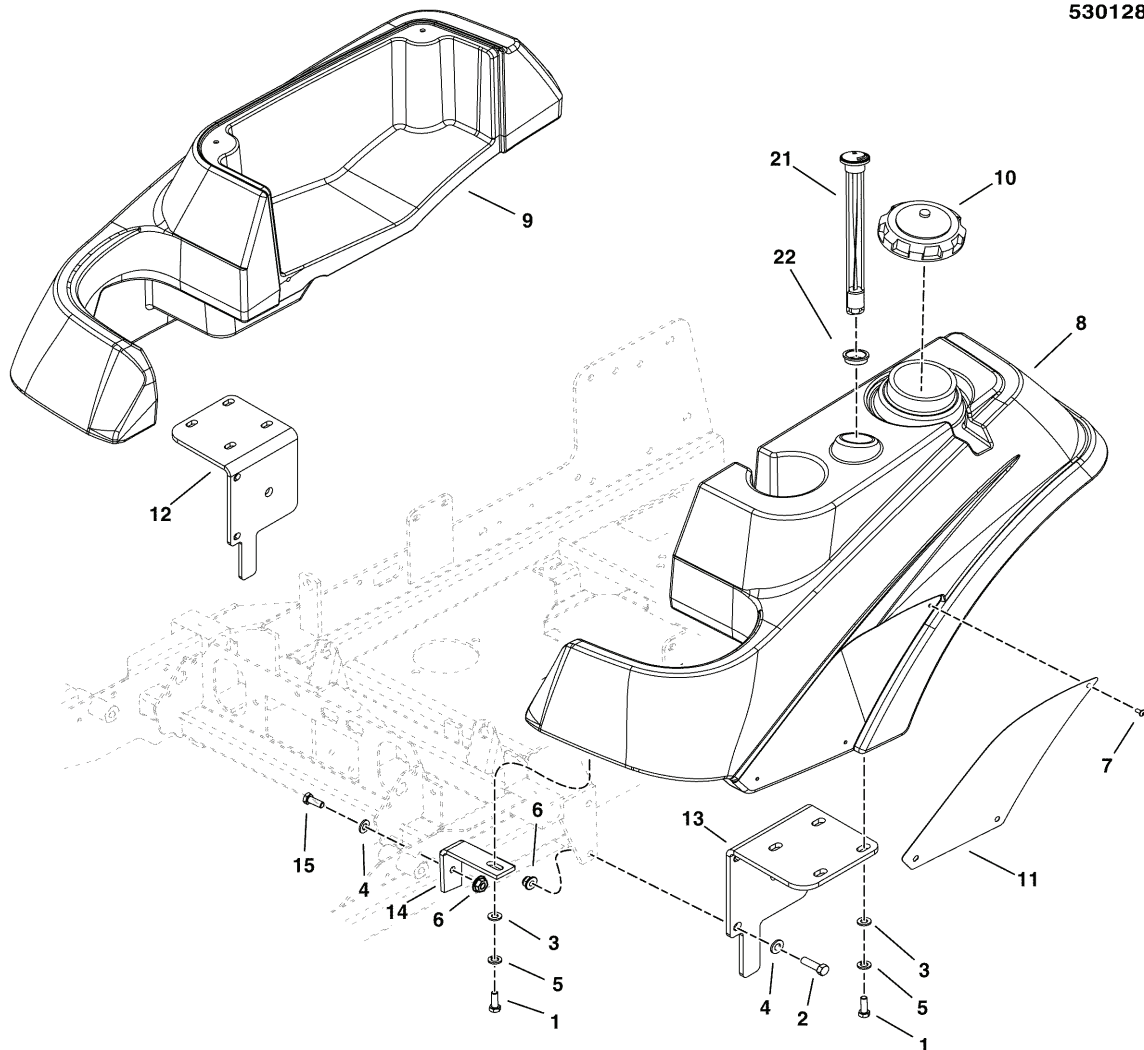
The above parts group applies to the following Mfg. Nos.:

5900575 (IS1500ZKAV1944) 5900588 (IS1500ZB2648)
5900576 (IS1500ZKAV1948) 5900589 (IS1500ZB2644)
5900577 (IS1500ZKAV1944CE)
5900578 (IS1500ZKAV1944RDCE)
5900579 (IS1500ZKAV1948 ANSI EXPORT)
5900580 (IS1500ZKAV1944 ANSI EXPORT)

Fuel Tank & Mount Group

NOTE: Unless noted otherwise, use the standard hardware torque specification chart.

5301281



The above parts group applies to the following Mfg. Nos.:

- | | |
|--------------------------------------|------------------------|
| 5900575 (IS1500ZKAV1944) | 5900588 (IS1500ZB2648) |
| 5900576 (IS1500ZKAV1948) | 5900589 (IS1500ZB2644) |
| 5900577 (IS1500ZKAV1944CE) | |
| 5900578 (IS1500ZKAV1944RDCE) | |
| 5900579 (IS1500ZKAV1948 ANSI EXPORT) | |
| 5900580 (IS1500ZKAV1944 ANSI EXPORT) | |

Fuel Tank & Mount Group

REF NO	PART NO.	QTY.	DESCRIPTION
1	5025011X8	8	BOLT, 5/16-18 X 1 GD5 YZ
2	5025013X8	4	BOLT, 3/8-16 X 1 GD5 YZ
3	5025155	8	WASHER, 5/16 SAE
4	5025156	4	WASHER, 3/8 SAE
5	5025170	8	WASHER, 5/16 LOCK YZ
6	5025394	4	NUT, 3/8-16 HEX NYLOCK FLANGE
7	5025386	8	SCREW, #10-24 X 3/8 ALLEN BHBZ
8a	5103176	1	TANK, FUEL, LH, 1500Z (S/N: 2014923026 & ABOVE)
8b	5049947	1	TANK, FUEL, LH, 1500Z (S/N: 2014923025 & BELOW)
9	5049948	1	TANK, FENDER, 1500Z - RH
10a	5103005	1	FUEL CAP, 3-1/2", MANAGED VENT OUT (S/N: 2014923026 & ABOVE)
10b	5101651	1	CAP, GASOLINE, VENTED (S/N: 2014923025 & BELOW)
11	5400250B	2	BADGE, IS1500Z, RED
12a	5049941A	1	WELD, TANK MOUNT, RH -BLK (48" & 52" Models)
12b	5400016A	1	WELD, TANK MOUNT, RH - BLK (44" Models)
13a	5049942A	1	WELD, TANK MOUNT, LH - BLK (48" & 52" Models)
13b	5400015A	1	WELD, TANK MOUNT, LH - BLK (44" Models)
14	5400012A	2	MOUNT, TANK, FRONT - BLK
15	5025013X10	4	BOLT, 3/8-16 X 1-1/4 GD5 YZ
16	5101149	1	PICKUP TUBE ASM, FUEL TANK, 22" (SV)
17	5020835	2	CLAMP, HOSE, EXTERNAL, 1/2
18	5050831X8	1	HOSE, 1/4" FUEL, 8.00"
19	5600050	1	KIT, BUSHING FUEL (SV)
20	5050833X5	1	WIRE LOOM, 1/2 ID X 5 IN
21	5022917	1	GAUGE, FUEL, 12 (SV)
22	5022917X1	1	GROMMET, FUEL GAUGE (SV)

Not for
Reproduction

Footnotes

The above parts group applies to the following Mfg. Nos.:




5900575 (IS1500ZKAV1944) 5900588 (IS1500ZB2648)
 5900576 (IS1500ZKAV1948) 5900589 (IS1500ZB2644)
 5900577 (IS1500ZKAV1944CE)
 5900578 (IS1500ZKAV1944RDCE)
 5900579 (IS1500ZKAV1948 ANSI EXPORT)
 5900580 (IS1500ZKAV1944 ANSI EXPORT)

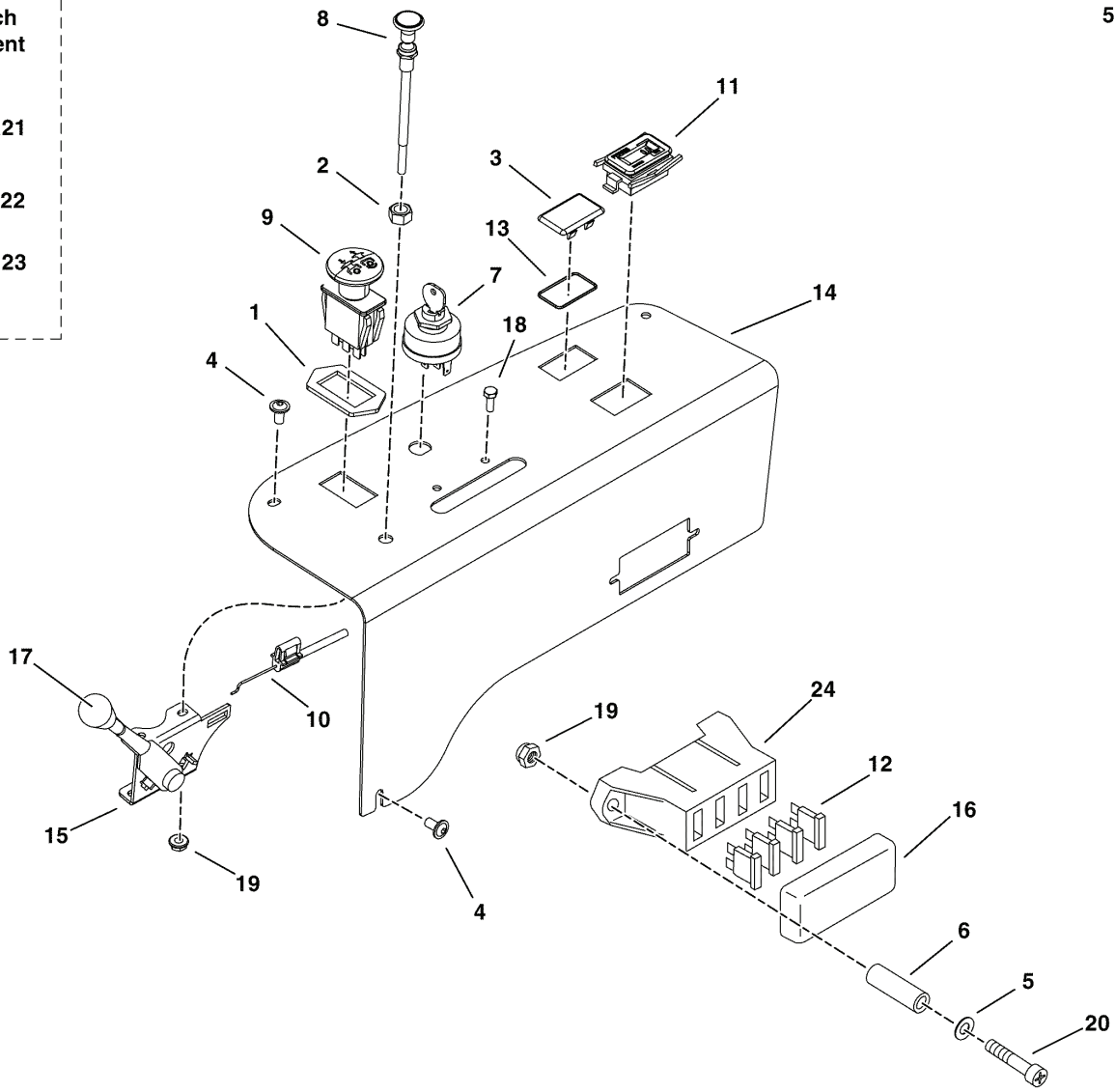
Instrument Control Panel Group

NOTE: Unless noted otherwise, use the standard hardware torque specification chart.

5301287

Key Switch Replacement Parts

-  21
-  22
-  23



The above parts group applies to the following Mfg. Nos.:

- | | |
|--------------------------------------|------------------------|
| 5900575 (IS1500ZKAV1944) | 5900588 (IS1500ZB2648) |
| 5900576 (IS1500ZKAV1948) | 5900589 (IS1500ZB2644) |
| 5900577 (IS1500ZKAV1944CE) | |
| 5900578 (IS1500ZKAV1944RDCE) | |
| 5900579 (IS1500ZKAV1948 ANSI EXPORT) | |
| 5900580 (IS1500ZKAV1944 ANSI EXPORT) | |

Instrument Control Panel Group

REF NO	PART NO.	QTY.	DESCRIPTION
1	5022222	1	RING, SWITCH RETAINER
2	5025309	1	NUT, 3/8-24 HEX JAM
3	1709188	1	PLUG, .820X1.44 HOLE, BLACK PLASTIC
4	5025299X4	3	SCREW, 1/4-20 X 1/2 ALLEN BH
5	5023499	2	WASHER, #10 SAE
6	5061763	2	SPACER, .20 X .38 X 1.25
7	5020927	1	SWITCH, IGNITION, 6 POST
8	5046501	1	CABLE, CHOKE CONTROL, 47
9	5022180	1	SWITCH, BLADE ENGAGEMENT
10	5101073	1	CABLE, THROTTLE, 42"
11a	5409263	1	* HOUR METER, ASSEMBLE (S/N: 2015551938 & Above)
11b	5102417	1	HOUR METER (S/N: 2015551937 & Below)
12	5021603	4	FUSE, ATO, 20 AMP
13	5022269	1	O-RING, 7/8 ID X 1/16 W
14	5403402A	1	PLATE, CONTROL PANEL - BLK
15	5101537	1	LEVER, THROTTLE CONTROL, HEAVY-DUTY
16	5022805	1	COVER, VINYL FUSEBLOCK
17	5046360X1	1	KNOB, THROTTLE CONTROL (SV)
18	5025179X6	2	SCREW, #10-24 X 3/4 ROUND PHILLIPS
19	5025271	4	NUT, #10-24 HEX NYLON LOCK
20	5025270X16	2	SCREW, #10-24 X 2 ROUND PHILLIPS
21	5022789	1	KIT, IGNITION, SET (SV)
22	5022790	1	COVER (SV)
23	5022791	1	PLASTIC NUT (SV)
24	5021518	1	FUSE BLOCK (SV)

Not for
Reproduction

Footnotes

* When replacing this hour meter, please call our service department at 1-800-933-6175 ext. 709

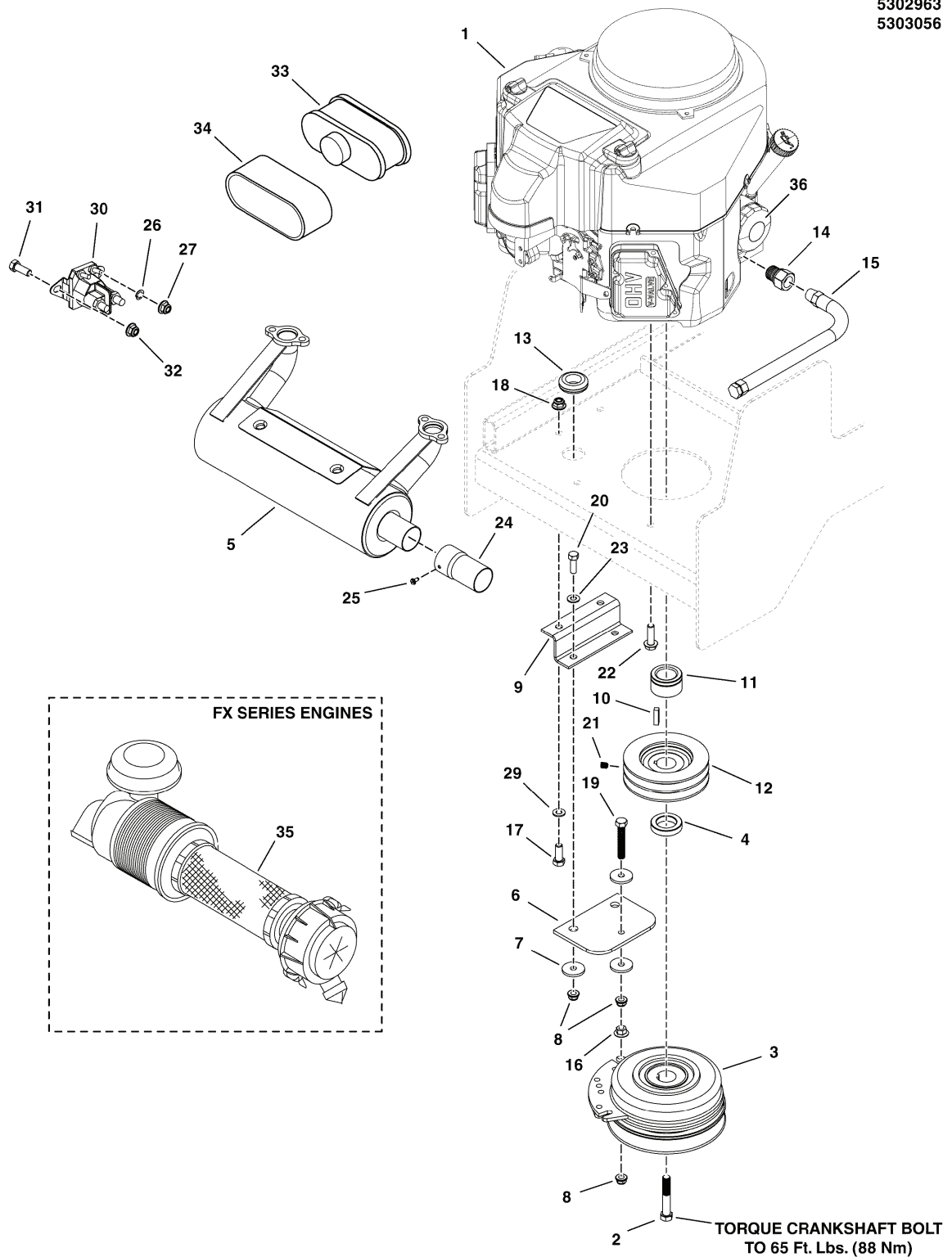
The above parts group applies to the following Mfg. Nos.:

5900575 (IS1500ZKAV1944)	5900588 (IS1500ZB2648)
5900576 (IS1500ZKAV1948)	5900589 (IS1500ZB2644)
5900577 (IS1500ZKAV1944CE)	
5900578 (IS1500ZKAV1944RDCE)	
5900579 (IS1500ZKAV1948 ANSI EXPORT)	
5900580 (IS1500ZKAV1944 ANSI EXPORT)	

Engine & PTO Group - Kawasaki

NOTE: Unless noted otherwise,
use the standard hardware torque
specification chart.

5302963
5303056



The above parts group applies to the following Mfg. Nos.:

- 5900575 (IS1500ZKAV1944)
- 5900576 (IS1500ZKAV1948)
- 5900577 (IS1500ZKAV1944CE)
- 5900578 (IS1500ZKAV1944RDCE)
- 5900579 (IS1500ZKAV1948 ANSI EXPORT)
- 5900580 (IS1500ZKAV1944 ANSI EXPORT)

Engine & PTO Group - Kawasaki

REF NO	PART NO.	QTY.	DESCRIPTION
1	-	1	ENGINE, KAWASAKI
2	5102864	1	BOLT, CRANKSHAFT,7/16-20X2-1/2, GD8
3	5100084	1	* CLUTCH, 5218-134, WARNER
4	5100456	1	SPACER, 1.13 X 1.75 X .38
5	5102109	1	MUFFLER, KAWASAKI
6	5043636	1	CLUTCH ANCHOR PAD
7	5044617	4	WASHER, .34 X 1.25 X 10 GA
8	5025392	4	NUT, 5/16-18 HEX NYLOCK FLANGE
9	5046416A	1	ANCHOR, CLUTCH - BLK
10	5050407X8	1	KEY, 1/4 SQ X 1
11	5047033	1	SPACER, 1.13 X 1.75 X 1.03, CZ
12	5047075	1	PULLEY, CRANKSHAFT, 1.126 ID X 4.75 OD
13	5021379	1	GROMMET, 7/8
14	5022234	1	ADAPTER-OIL DRAIN
15	5048681	1	HOSE, OIL DRAIN
16	5025139	1	NUT, 5/16-18 HEX SERRATED FLANGE
17	5025013X8	2	BOLT, 3/8-16 X 1 GD5 YZ
18	5025394	2	NUT, 3/8-16 HEX NYLOCK FLANGE
19	5025055X20	1	BOLT, 5/16-18 X 2-1/2 GD5 TFL, CZ
20	5025011X8	2	BOLT, 5/16-18 X 1 GD5 YZ
21	5025531	1	SET SCREW, 5/16-18 X 3/8, KNURL
22	5025532	4	BOLT,HEX FLG,SER GD5 3/8-16X1-1/4PACH CZ
23	5025155	2	WASHER, 5/16 SAE
24	5100969	1	EXTENSION, TAILPIPE, 3"
25	5025470	2	SCREW,SELF-TAP,#8-32 X 3/8,WASH HEX, CZ
26	5023217	2	WASHER, 5/16 LIGHT LOCK
27	5023216	2	NUT, 5/16-24 JAM
28	5101641	1	SCREEN, SPARK ARRESTER (SV - Not Shown)
29	5025156	2	WASHER, 3/8 SAE
30	1724815	1	SOLENOID-4 POLE 12 VOLT DC (TROMBETTA)
31	5025010X6	2	BOLT, 1/4-20 X 3/4 GD5 YZ
32	5025126	2	NUT, 1/4-20 HEX SERR. FLANGE
33	5102278X3	1	FILTER, AIR, INNER (SV)
34	5102278X2	1	FILTER, AIR, OUTER (SV)
35	5102151X3	1	FILTER, AIR (SV)
36	5102278X1	1	FILTER, OIL (SV)

Footnotes

* For models S/N: 2015375705 & Below, when replacing the clutch, the jumper harness (#5403576) is required.

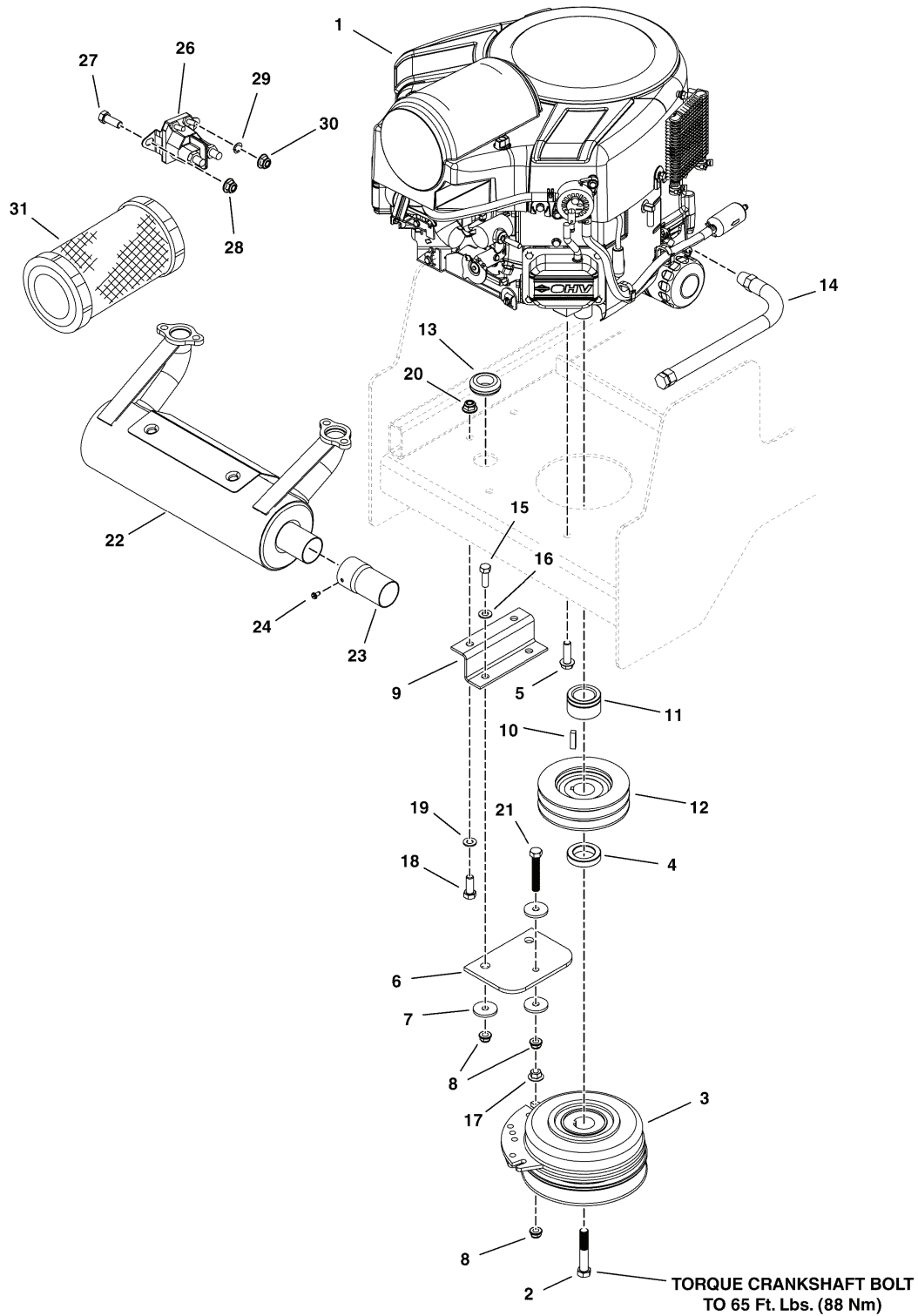
The above parts group applies to the following Mfg. Nos.:

5900575 (IS1500ZKAV1944)
 5900576 (IS1500ZKAV1948)
 5900577 (IS1500ZKAV1944CE)
 5900578 (IS1500ZKAV1944RDCE)
 5900579 (IS1500ZKAV1948 ANSI EXPORT)
 5900580 (IS1500ZKAV1944 ANSI EXPORT)

Engine & PTO Group - Briggs & Stratton

NOTE: Unless noted otherwise,
use the standard hardware torque
specification chart.

5303022



The above parts group applies to the following Mfg. Nos.:

5900588 (IS1500ZB2648)

5900589 (IS1500ZB2644)

Engine & PTO Group - Briggs & Stratton

REF NO	PART NO.	QTY.	DESCRIPTION
1	-	1	ENGINE, 26HP, B&S, COMM TURF
2	5102864	1	BOLT, CRANKSHAFT,7/16-20X2-1/2, GD8
3	5100084	1	* CLUTCH, 5218-134, WARNER
4	5044062	1	SPACER, 1.13 X 1.75 X .50
5	5025011X14	4	BOLT, 5/16-18 X 1-3/4 GD5 YZ
6	5043636	1	CLUTCH ANCHOR PAD
7	5044617	4	WASHER, .34 X 1.25 X 10 GA
8	5025392	4	NUT, 5/16-18 HEX NYLOCK FLANGE
9	5046416A	1	ANCHOR, CLUTCH - BLK
10	5050407X8	1	KEY, 1/4 SQ X 1
11	5047033	1	SPACER, 1.13 X 1.75 X 1.03, CZ
12	5047075	1	PULLEY, CRANKSHAFT, 1.126 ID X 4.75 OD
13	5021379	2	GROMMET, 7/8
14	5048681	1	HOSE, OIL DRAIN
15	5025011X8	2	BOLT, 5/16-18 X 1 GD5 YZ
16	5025155	2	WASHER, 5/16 SAE
17	5025139	1	NUT, 5/16-18 HEX SERRATED FLANGE (LARGE)
18	5025013X8	2	BOLT, 3/8-16 X 1 GD5 YZ
19	5025156	2	WASHER, 3/8 SAE
20	5025394	2	NUT, 3/8-16 HEX NYLOCK FLANGE
21	5025055X18	1	BOLT, 5/16-18 X 2-1/4 GD5 TFL, ZN
22	5100907	1	MUFFLER, B&S-ELS 22-26HP
23	5100969	1	EXTENSION, TAILPIPE, 3"
24	5025470	2	SCREW,SELF-TAP,#8-32 X 3/8,WASH HEX, CZ
25	5101641	1	SCREEN, SPARK ARRESTER (Not Shown)
26	1724815	1	SOLENOID-4 POLE 12 VOLT DC (TROMBETTA)
27	5025010X6	2	BOLT, 1/4-20 X 3/4 GD5 YZ
28	5025126	2	NUT, 1/4-20 HEX SERR. FLANGE
29	5023217	2	WASHER, 5/16 LIGHT LOCK
30	5023216	2	NUT, 5/16-24 JAM
31	798897	1	FILTER-AIR CLEANER (SV)

Footnotes

* For models S/N: 2015375705 & Below, when replacing the clutch, the jumper harness (#5403576) is required.

The above parts group applies to the following Mfg. Nos.:

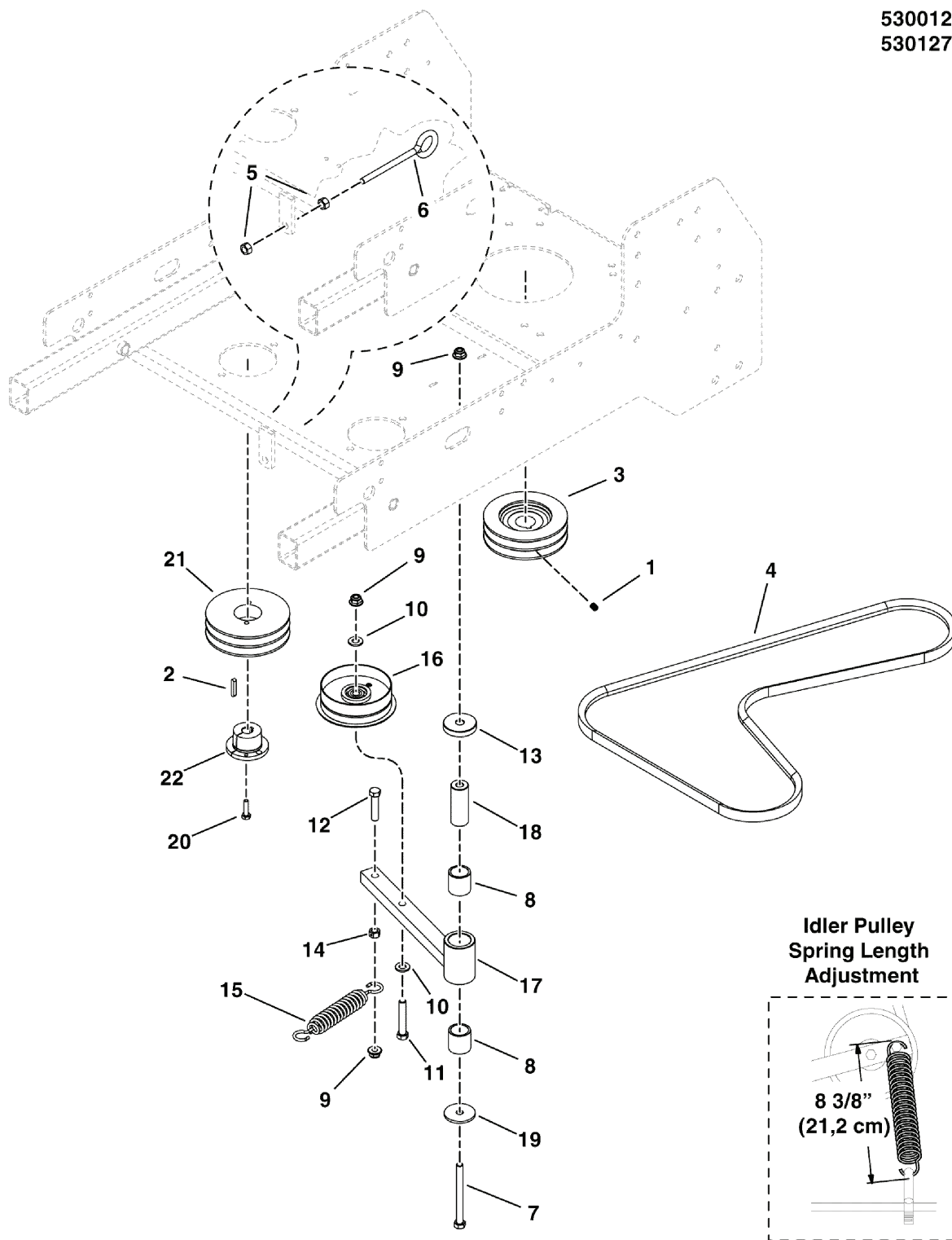
5900588 (IS1500ZB2648)

5900589 (IS1500ZB2644)

Pump Drive Group

NOTE: Unless noted otherwise, use the standard hardware torque specification chart.

5300128
5301273



The above parts group applies to the following Mfg. Nos.:

- | | |
|--------------------------------------|------------------------|
| 5900575 (IS1500ZKAV1944) | 5900588 (IS1500ZB2648) |
| 5900576 (IS1500ZKAV1948) | 5900589 (IS1500ZB2644) |
| 5900577 (IS1500ZKAV1944CE) | |
| 5900578 (IS1500ZKAV1944RDCE) | |
| 5900579 (IS1500ZKAV1948 ANSI EXPORT) | |
| 5900580 (IS1500ZKAV1944 ANSI EXPORT) | |

Pump Drive Group

REF NO	PART NO.	QTY.	DESCRIPTION
1	5025531	1	SET SCREW, 5/16-18 X 3/8, KNURL, W/PATCH
2	5023254	2	KEY, 5MM SQ. W/ RADIUS
3	5047075	1	CRANKSHAFT PULLEY
4	5100555	1	BELT, BANDED A-SEC,64.76EL,POLY,RAW EDGE
5	5025034	2	NUT, 3/8-16 HEX
6	5021812	1	EYE BOLT, 3/8-16 X 6, 3.0 THREAD
7	5025013X32	1	BOLT, 3/8-16 X 4 GD5
8	5022157	2	BUSHING, BRASS, 1.25X1X1.25
9	5025394	3	NUT, 3/8-16 HEX NYLOCK FLANGE
10	5025293	2	WASHER, 3/8 GD.9 FLAT
11	5025013X18	1	BOLT, 3/8-16 X 2-1/4 GD5
12	5025013X14	1	BOLT, 3/8-16 X 1-3/4 GD5
13	5045475	1	SPACER, .45 X 1.88 X .38
14	5025100	1	NUT, 3/8-16 HEX SIDE LOCK
15	5022847	1	SPRING-EXT, 1.04 ODX6.935LGX.148WR, BLK
16	5022621	1	PULLEY, IDLER, SINGLE FLANGE
17	5046430A	1	WELD, ARM, PUMP DRIVE IDLER - BLK
18	5102004	1	SPACER, .39 X 1.00 X 2.55, SS
19	5025305	1	WASHER, .41 X 1.75 X .14
20	5025010X8	4	BOLT, 1/4-20 X 1, GD5
21	5022586	2	PULLEY, PUMP DRIVE
22	5022587	2	BUSHING, TAPERED HUB

Not for
Reproduction

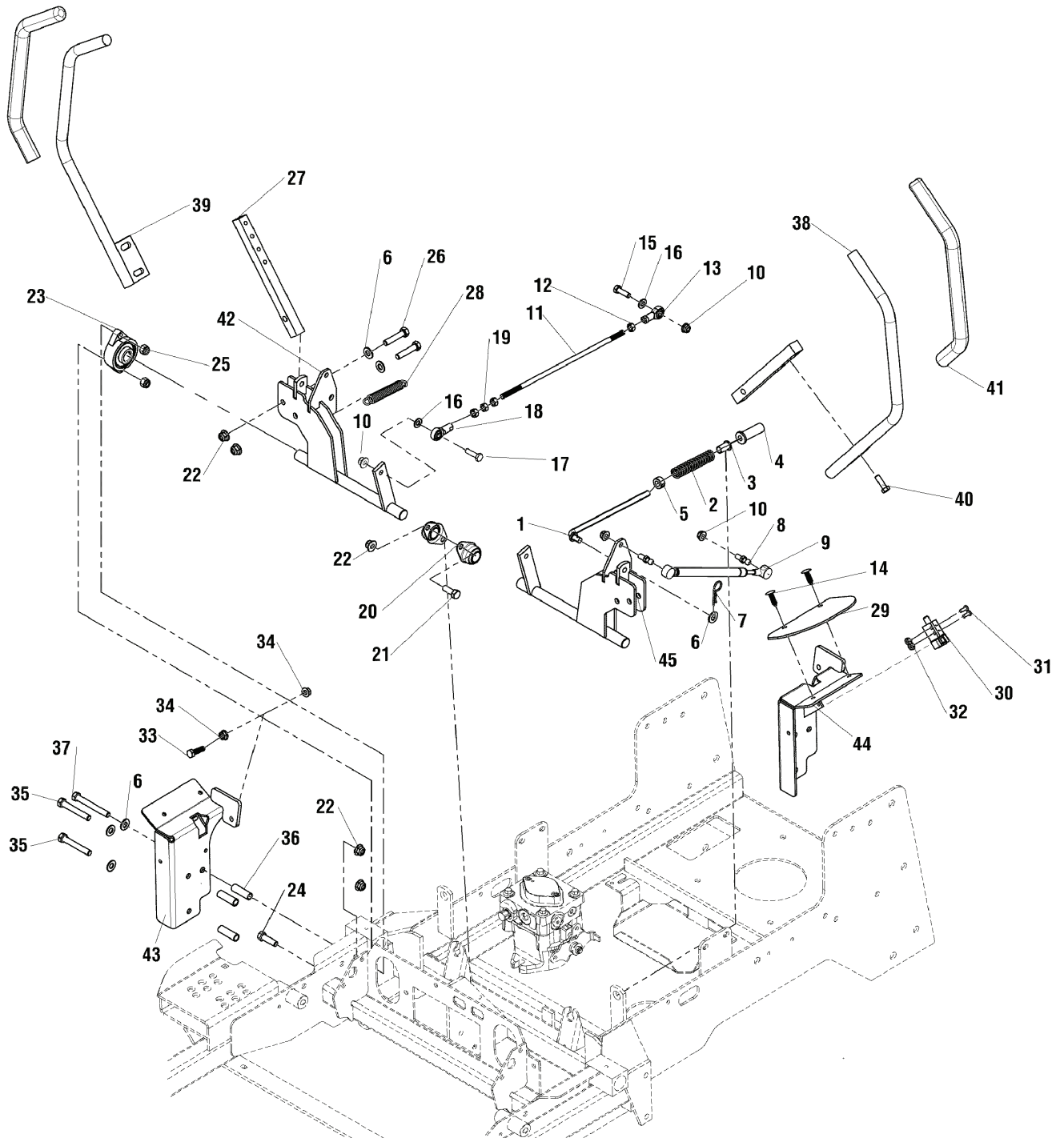
Footnotes

The above parts group applies to the following Mfg. Nos.:

5900575 (IS1500ZKAV1944) 5900588 (IS1500ZB2648)
 5900576 (IS1500ZKAV1948) 5900589 (IS1500ZB2644)
 5900577 (IS1500ZKAV1944CE)
 5900578 (IS1500ZKAV1944RDCE)
 5900579 (IS1500ZKAV1948 ANSI EXPORT)
 5900580 (IS1500ZKAV1944 ANSI EXPORT)

Motion Control Group

NOTE: Unless noted otherwise,
use the standard hardware torque
specification chart.



The above parts group applies to the following Mfg. Nos.:

5900575 (IS1500ZKAV1944)	5900588 (IS1500ZB2648)
5900576 (IS1500ZKAV1948)	5900589 (IS1500ZB2644)
5900577 (IS1500ZKAV1944CE)	
5900578 (IS1500ZKAV1944RDCE)	
5900579 (IS1500ZKAV1948 ANSI EXPORT)	
5900580 (IS1500ZKAV1944 ANSI EXPORT)	

Motion Control Group

REF NO	PART NO.	QTY.	DESCRIPTION
1	5100947	2	ROD, NEUTRAL RETURN
2	5022645	2	SPRING, REVERSE RETURN
3	5023260	2	BUSHING, NYLON
4	5100942	2	BUSHING, FLANGED .375 X .630 X 2.00
5	5010546	2	COLLAR, 3/8" SET
6	5025156	12	WASHER, 3/8" SAE
7	5025210	2	PIN, HAIR, .0915 X 1-7/8
8	5100941	4	BALL STUD, 5/16 X .50,# PC-477-2)
9	5100940	2	DAMPENER, CONTROL,#(P6709/P3610)
10	5025392	8	NUT, 5/16-18 HEX NYLOCK FLANGE
11	5100946	2	ROD, HYDRO LINKAGE
12	5023212	2	NUT, 5/16-24 HEX, LH
13	5022628	2	BALL JOINT, 5/16-24, LH FEMALE
14	5025431	4	PUSH RIVET (TREE TYPE), BLACK
15	5025011X8	2	BOLT, 5/16-18 X 1" GD5 YZ
16	5025155	4	WASHER, 5/16" SAE
17	5025011X10	2	BOLT, 5/16-18 X 1-1/4" GD5 YZ
18	5021146	2	BALL JOINT, 5/16-24, FEMALE
19	5025033	6	NUT, 5/16-24 HEX
20	5021098	2	BEARING, BRONZE FLANGE, 3/4
21	5025013X8	2	BOLT, 3/8-16 X 1" GD5 YZ
22	5025394	14	NUT, 3/8-16 HEX NYLOCK FLANGE
23	5021499	2	BEARING, FLANGE
24	5025013X10	2	BOLT, 3/8-16 X 1-1/4" GD5
25	5025096	4	NUT, 3/8-16 HEX NYLON LOCK
26	5025013X14	8	BOLT, 3/8-16 X 1-3/4" GD5
27	5047004A	2	MOUNT, CONTROL ARM - BLK
28	5020639	2	SPRING, EXTENSION
29	5100948	2	GUARD, RUBBER MOTION CONTROLS
30	5022095	2	SWITCH, PLUNGER, N.O./N.C.
31	5025179X4	4	SCREW, #10-24 X 1/2" ROUND PHILLIPS
32	5025029	4	NUT, #10-24 HEX
33	5025011X9	2	BOLT, 5/16-18 X 1-1/8" GD5
34	5025127	2	NUT, 5/16-18 HEX SERRATED FLANGE (SMALL)
35	5025013X20	4	BOLT, 3/8-16 X 2-1/2" GD5 YZ
36	5048264	6	SPACER, .39 X .63 X 1.50
37	5025013X24	2	BOLT, 3/8-16 X 3" GD5 YZ
38	5047055A	1	WELD, HANDLE MOTION CONTROL, LH - BLK
39	5047056A	1	WELD, HANDLE MOTION CONTROL, RH - BLK
40	1930591	4	SCREW-HEX WZ LOCK FLNG 5/16-18X0.750BLK
41	5022068	2	GRIP, FOAM, 3/4" ID, 16" LONG

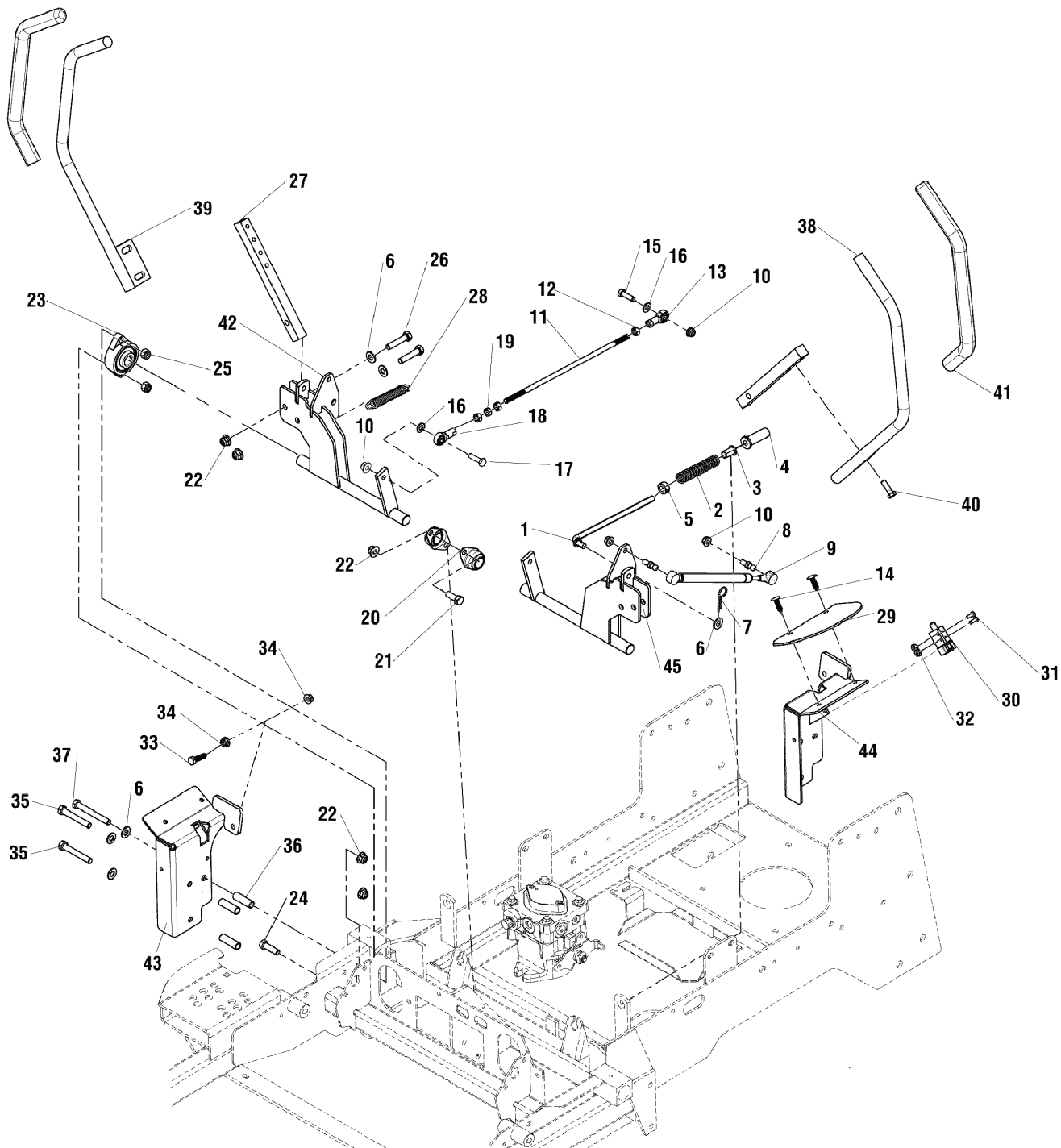
Footnotes

The above parts group applies to the following Mfg. Nos.:

5900575 (IS1500ZKAV1944) 5900588 (IS1500ZB2648)
5900576 (IS1500ZKAV1948) 5900589 (IS1500ZB2644)
5900577 (IS1500ZKAV1944CE)
5900578 (IS1500ZKAV1944RDCE)
5900579 (IS1500ZKAV1948 ANSI EXPORT
5900580 (IS1500ZKAV1944 ANSI EXPORT

Motion Control Group

NOTE: Unless noted otherwise,
use the standard hardware torque
specification chart.



The above parts group applies to the following Mfg. Nos.:

5900575 (IS1500ZKAV1944)	5900588 (IS1500ZB2648)
5900576 (IS1500ZKAV1948)	5900589 (IS1500ZB2644)
5900577 (IS1500ZKAV1944CE)	
5900578 (IS1500ZKAV1944RDCE)	
5900579 (IS1500ZKAV1948 ANSI EXPORT)	
5900580 (IS1500ZKAV1944 ANSI EXPORT)	

Motion Control Group

REF NO	PART NO.	QTY.	DESCRIPTION
42	5402589A	1	WELD, SHAFT MOTION CONTROL - RH - BLK
43	5402595A	1	WELD, NEUTRAL LOCK, RH - BLK
44	5402594A	1	WELD, NEUTRAL LOCK, LH - BLK
45	5402588A	1	WELD, SHAFT MOTION CONTROL - LH - BLK

Not for
Reproduction

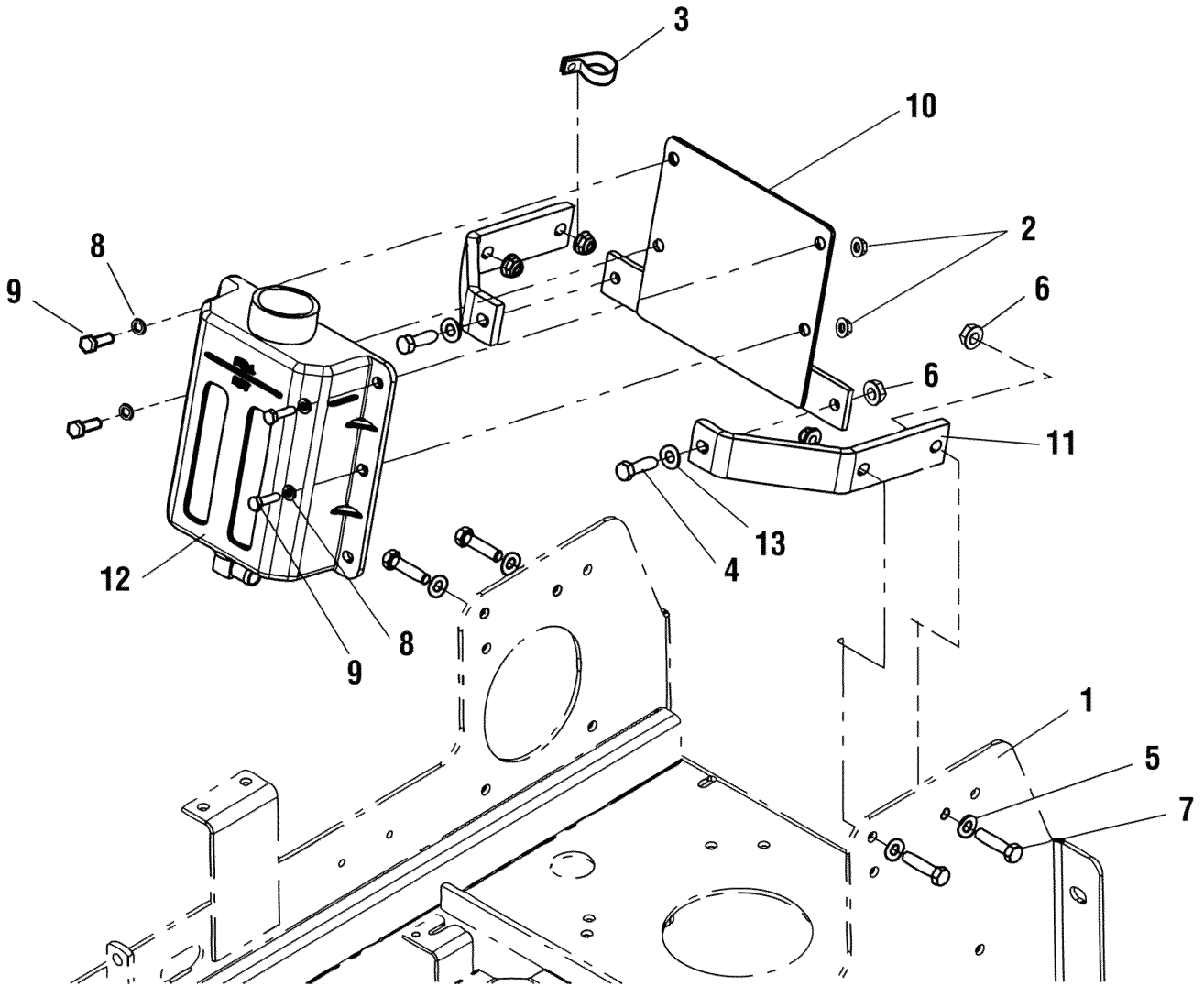
Footnotes

The above parts group applies to the following Mfg. Nos.:

5900575 (IS1500ZKAV1944) 5900588 (IS1500ZB2648)
5900576 (IS1500ZKAV1948) 5900589 (IS1500ZB2644)
5900577 (IS1500ZKAV1944CE)
5900578 (IS1500ZKAV1944RDCE)
5900579 (IS1500ZKAV1948 ANSI EXPORT)
5900580 (IS1500ZKAV1944 ANSI EXPORT)

Hydraulic Tank Mount Group

NOTE: Unless noted otherwise,
use the standard hardware torque
specification chart.



The above parts group applies to the following Mfg. Nos.:

5900575 (IS1500ZKAV1944)	5900588 (IS1500ZB2648)
5900576 (IS1500ZKAV1948)	5900589 (IS1500ZB2644)
5900577 (IS1500ZKAV1944CE)	
5900578 (IS1500ZKAV1944RDCE)	
5900579 (IS1500ZKAV1948 ANSI EXPORT)	
5900580 (IS1500ZKAV1944 ANSI EXPORT)	

Hydraulic Tank Mount Group

REF NO	PART NO.	QTY.	DESCRIPTION
1	-	-	MAIN FRAME (See Main Frame Group)
2	5025391	4	NUT, 1/4-20 HEX NYLOCK FLANGE
3	5023173	1	CLAMP, VINYL, 1"
4	5025013X10	2	BOLT, 3/8-16 X 1-1/4"
5	5025156	4	WASHER, 3/8" SAE
6	5025394	6	NUT, 3/8-16 Hex Nylock Flange
7	5025013X12	4	BOLT, 3/8-16 X 1-1/2"
8	5025154	4	WASHER, 1/4" SAE
9	5025010X6	4	BOLT, 1/4-20 X 3/4"
10	5408234B	1	WELD, HYD TANK MOUNT
11	5061746B	2	MOUNT BRACKET
12	-	1	HYDRAULIC TANK (See Hydraulic Group)
13	5025293	2	WASHER, 3/8" GR. 9 FLAT

Not for
Reproduction

Footnotes

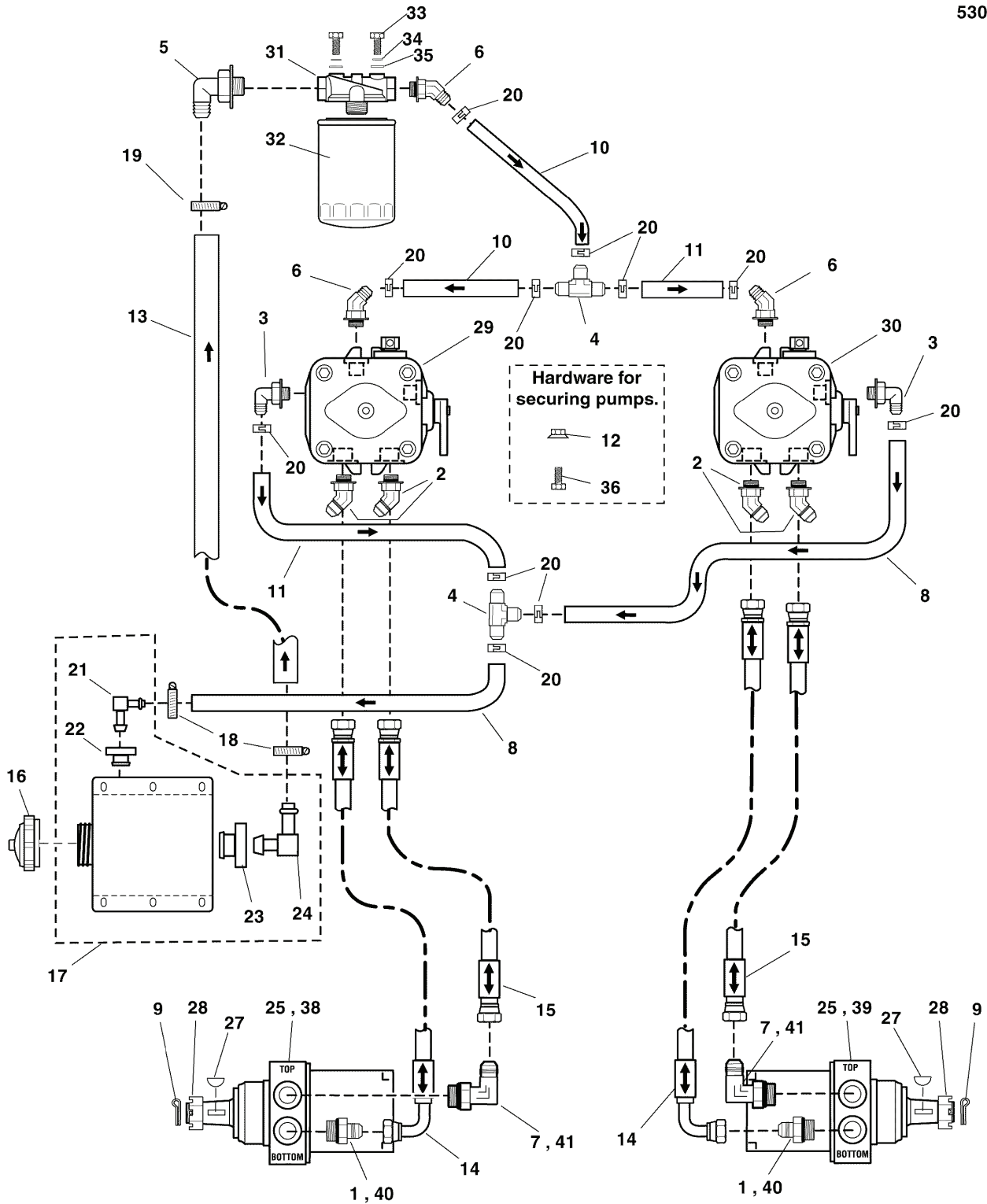
The above parts group applies to the following Mfg. Nos.:

5900575 (IS1500ZKAV1944) 5900588 (IS1500ZB2648)
5900576 (IS1500ZKAV1948) 5900589 (IS1500ZB2644)
5900577 (IS1500ZKAV1944CE)
5900578 (IS1500ZKAV1944RDCE)
5900579 (IS1500ZKAV1948 ANSI EXPORT)
5900580 (IS1500ZKAV1944 ANSI EXPORT)

Hydraulic Group

NOTE: Unless noted otherwise, use the standard hardware torque specification chart.

5300130



The above parts group applies to the following Mfg. Nos.:

- | | |
|--------------------------------------|------------------------|
| 5900575 (IS1500ZKAV1944) | 5900588 (IS1500ZB2648) |
| 5900576 (IS1500ZKAV1948) | 5900589 (IS1500ZB2644) |
| 5900577 (IS1500ZKAV1944CE) | |
| 5900578 (IS1500ZKAV1944RDCE) | |
| 5900579 (IS1500ZKAV1948 ANSI EXPORT) | |
| 5900580 (IS1500ZKAV1944 ANSI EXPORT) | |

Hydraulic Group

REF NO	PART NO.	QTY.	DESCRIPTION
1	5022599	2	FITTING, #8 JIC - #8 O-RING, 90 DEG. (44" Models)
2	5023338	4	FITTING, #8 JIC - #8 O-RING, 45 DEG.
3	5023267	2	ADAPTER, 90 DEG, 9/16-3/8 BARB
4	5022920	2	FITTING, TEE, 1/2 HOSE
5	5023346	1	ADAPTER, 90 DEG, 9/16-5/8 BARB
6	5023461	3	ADAPTER, 45 DEG, 9/16-3/8 BARB
7	5022633	2	FITTING, #8 O-RING X #8 JIC, STR (44" Models)
8	5050860X18P5	2	HOSE, 3/8" PUSH-LOCK, 18.50"
9	5025203X16	2	PIN, COTTER, 1/8 X 2
10	5050860X6	2	HOSE, 3/8" PUSH-LOCK, 6.00"
11	5050860X6P5	1	HOSE, 3/8" PUSH-LOCK, 6.50"
12	5025128	4	NUT, 3/8-16 HEX SERRATED FLANGE
13	5050933X24P5	2	HOSE, 5/8, PUSH-LOCK, 24.50"
14	5102095	2	HOSE ASSEMBLY, (25.00)
15	5102094	2	HOSE ASSEMBLY, (21.00)
16	5100017	1	CAP, HYDRAULIC, SHIELDED VENT
17	5061712	1	TANK, HYDRAULIC, ASSEMBLY (Includes Ref. Nos 21-24)
18	5022922	1	CLAMP, #4 HOSE, STAINLESS
19	5021164	2	CLAMP, #10 HOSE, STAINLESS
20	5023268	11	CLAMP, HOSE
21	5023118	1	FITTING, ELBOW, 3/8" (SV)
22	5600050	1	KIT, GROMMET (SV)
23	5023121	1	GROMMET (SV)
24	5023119	1	FITTING, ELBOW, 5/8" (SV)
25	5100877	2	MOTOR, WHEEL, HGM-15C-4026 (44" Models)
26	5022571X1	2	7" FAN HUB ASSEMBLY, HYDROGEAR #70811 (Not Shown)
27	5022042X2	2	KEY, WOODRUFF, #1008, 5/16 X 1
28	5022042X3	2	NUT, CASTLE 1-20
29	5102174	1	PUMP, HYD, 12CC - LH, PK-3HBQ-FV1F-XXXX (Incl. Ref. No 26)
30	5102175	1	PUMP, HYD, 12CC - RH, PK-3KBQ-FV1F-XXXX (Incl. Ref. No 26)
31	5023096	1	FILTER HEAD, HYDRAULIC
32	1719168	1	FILTER, OIL
33	5025010X6	2	BOLT, 1/4-20 X 3/4 GD5 YZ
34	5025154	2	WASHER, 1/4 SAE
35	5025169	2	WASHER, 1/4 LOCK
36	5025013X10	4	BOLT, 3/8-16 X 1-1/4 GD5
37	5100162	2	FAN SHROUD (Not Shown)
38	5102682	1	WHEEL MOTOR, LH, 14.5 CUBIC INCH (48" Models)
39	5102681	1	WHEEL MOTOR, RH, 14.5 CUBIC INCH (48" Models)
40	5023276	2	FITTING, #10 ORING-#8 JIC, 90D (48" Models)
41	5022634	2	FITTING, #10 O-RING X #8 JIC, STR (48" Models)

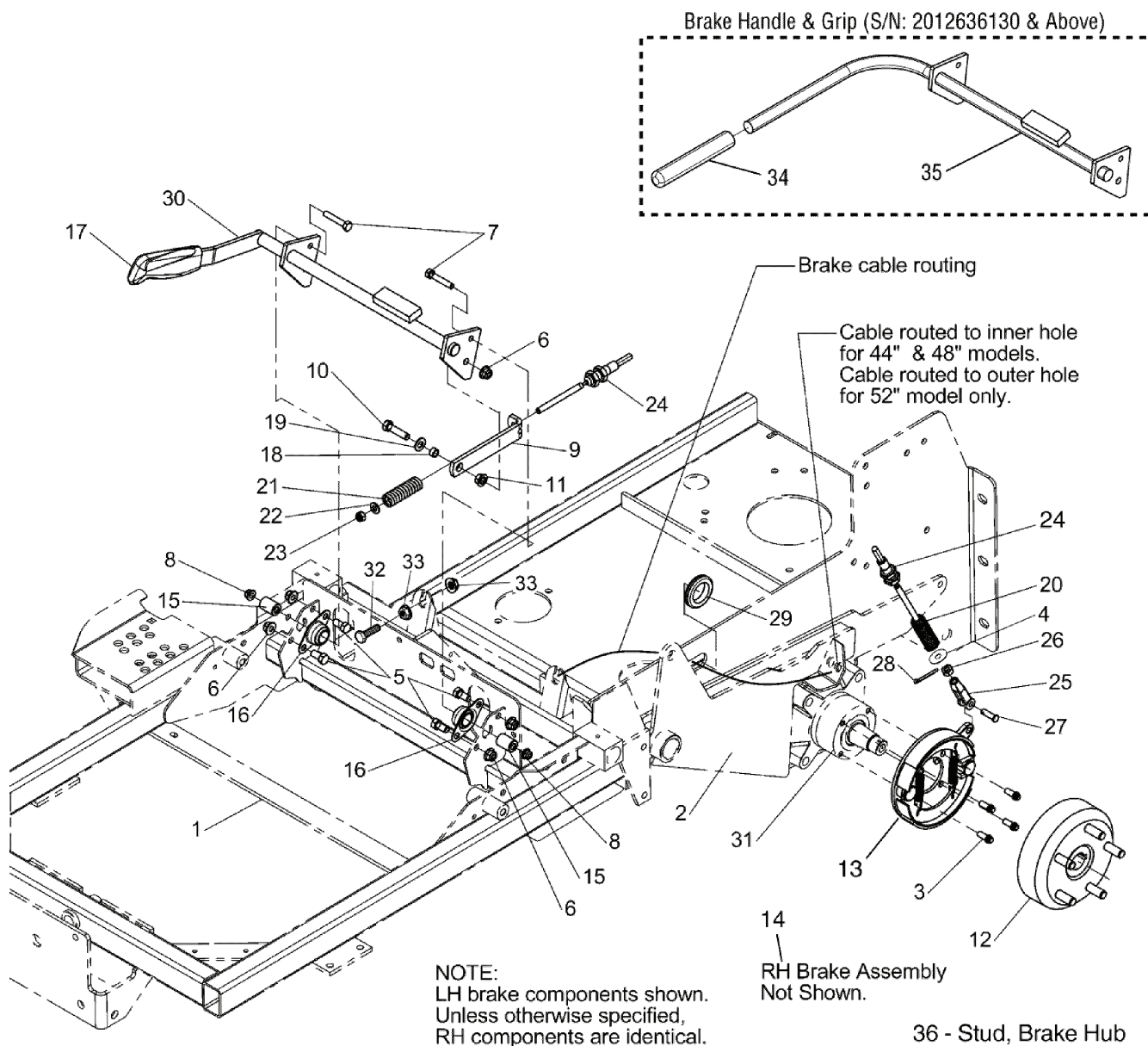
Footnotes

The above parts group applies to the following Mfg. Nos.:

5900575 (IS1500ZKAV1944) 5900588 (IS1500ZB2648)
5900576 (IS1500ZKAV1948) 5900589 (IS1500ZB2644)
5900577 (IS1500ZKAV1944CE)
5900578 (IS1500ZKAV1944RDCE)
5900579 (IS1500ZKAV1948 ANSI EXPORT)
5900580 (IS1500ZKAV1944 ANSI EXPORT)

Parking Brake Group

NOTE: Unless noted otherwise, use the standard hardware torque specification chart.



The above parts group applies to the following Mfg. Nos.:

- 5900575 (IS1500ZKAV1944)
- 5900578 (IS1500ZKAV1944RDCE)
- 5900588 (IS1500ZB2648)
- 5900589 (IS1500ZB2644)

Parking Brake Group

REF NO	PART NO.	QTY.	DESCRIPTION
1	-	-	MAIN FRAME (See Main Frame Group)
2	-	-	MOTOR MOUNT (See Rear Suspension Group)
3	5023490	8	BOLT, 5/16-18 X 3/4 12PT FLANGE - PATCH
4	5025337	2	WASHER, 5/16" USS
5	5025013X6	4	BOLT, 3/8-16 X 3/4"
6	5025394	6	NUT, 3/8-16 Hex Nylock Flange
7	5025011X14	2	BOLT, 5/16-18 X 1-3/4"
8	5025392	2	NUT, 5/16-18 Hex Nylock Flange
9	5061794A	2	LINK, BRAKE STOP, 6.0 - BLK
10	5025013X12	2	BOLT, 3/8-16 X 1-1/2"
11	5025128	2	NUT, 3/8-16 Hex Serrated Flange
12	5102896	2	BRAKE DRUM, 6", 5 BOLT, KNOTT
13a	5102897	1	BRAKE SHOE ASM, LH, KNOTT (S/N: 2015208612 & Above)
13b	5023500	1	BRAKE ASSEMBLY, LH (S/N: 2015208611 & Below)
14a	5102898	1	BRAKE SHOE ASM, RH, KNOTT (Not Shown - S/N: 2015208612 & Above)
14b	5023501	1	BRAKE ASSEMBLY, RH (Not Shown - S/N: 2015208611 & Below)
15	5042134	2	SPACER, .32 X .75 X 1.06
16	5021098	2	BEARING, Flange
17	5100171	1	GRIP, BLACK FLEXIBLE (S/N: 2012636129 & Below)
18	5041930	2	SPACER, .38 X .50 X .27
19	5025156	2	WASHER, 3/8" SAE
20	5023320	2	SPRING, Compression
21	5022361	2	SPRING, Compression
22	5025155	2	WASHER, 5/16" SAE
23	5025045	2	NUT, 5/16-24 Hex Nylon Lock
24a	5023324	2	PARKING BRAKE CABLE (44" & 48" Models)
24b	5100087	2	PARKING BRAKE CABLE (52" Model)
25	5023323	2	CLEVIS, 5/16-24, STEEL, CLEAR ZINC
26	5025033	2	NUT, 5/16-24 Hex
27	5025213X8	2	CLEVIS PIN, 5/16" X 1"
28	5025211	2	PIN, HAIR, .0585" X 1-1/8"
29	5021397	2	GROMMET, 1-1/4"
30	5049831B	1	BRAKE SHAFT (S/N: 2012636129 & Below)
31	-	-	WHEEL MOTOR (See Hydraulic Group)
32	5025011X9	1	BOLT, 5/16"-18 X 1 1/8"
33	5025139	2	NUT, 5/16"-18 SERR. LG. FLANGE
34	5101038	1	GRIP, FOAM, 3/4 ID X 6 X .187 (S/N: 2012636130 & Above)
35	5403631A	1	WELD, BRAKE SHAFT - BLK (S/N: 2012636130 & Above)
36	5023368X1	10	STUD, BRAKE HUB (SV)

Footnotes

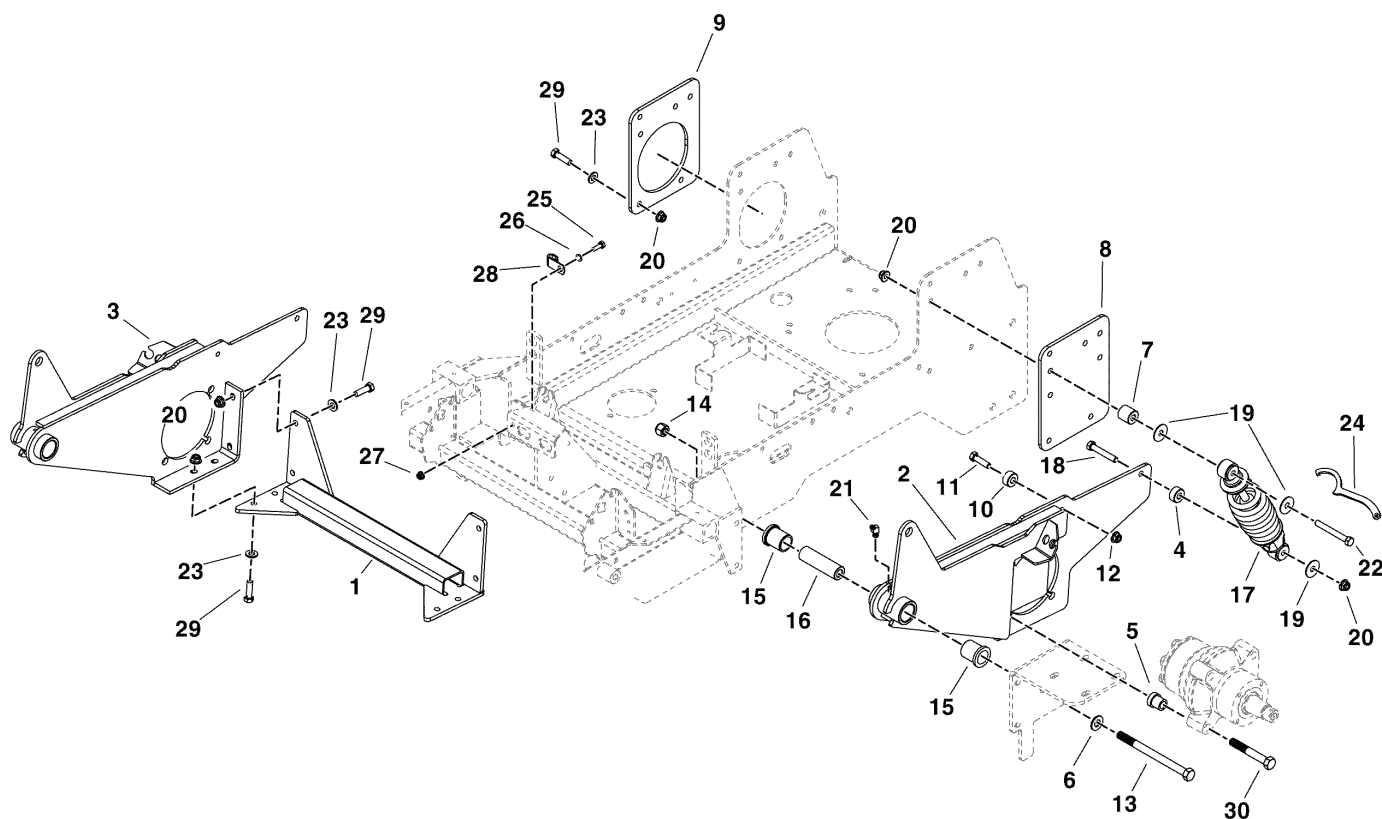
The above parts group applies to the following Mfg. Nos.:

5900575 (IS1500ZKAV1944)
 5900578 (IS1500ZKAV1944RDCE)
 5900588 (IS1500ZB2648)
 5900589 (IS1500ZB2644)

Rear Suspension Group

NOTE: Unless noted otherwise,
use the standard hardware torque
specification chart.

5300133
5300253



The above parts group applies to the following Mfg. Nos.:

- | | |
|--------------------------------------|------------------------|
| 5900575 (IS1500ZKAV1944) | 5900588 (IS1500ZB2648) |
| 5900576 (IS1500ZKAV1948) | 5900589 (IS1500ZB2644) |
| 5900577 (IS1500ZKAV1944CE) | |
| 5900578 (IS1500ZKAV1944RDCE) | |
| 5900579 (IS1500ZKAV1948 ANSI EXPORT) | |
| 5900580 (IS1500ZKAV1944 ANSI EXPORT) | |

Rear Suspension Group

REF NO	PART NO.	QTY.	DESCRIPTION
1	5404064A	1	WELD, TIE BAR - BLK
2	5401356B	1	WELD, MOTOR MOUNT - LH - RED
3	5401357B	1	WELD, MOTOR MOUNT - RH - RED
4a	5044960	2	SPACER, .39 X 1.00 X .25 (44" Models)
4b	5046860	2	SPACER, .39 X 1.00 X .50 (48" Models)
5	5102689	8	SPACER, .53 X 1.00 X 1.00, W/ FLAT, CZ (48" Models)
6	5025158	2	WASHER, 1/2 SAE
7	5103427	2	SPACER, .39 X 1.00 X 1.25, CZ
8	5061751B	1	PLATE, FRAME SUPPORT, LH - RED
9	5061753B	1	PLATE, FRAME SUPPORT, RH - RED
10	5102701	2	SPACER, .34 X 1.54 X .25 UHMW
11	5025303	2	SCREW, 5/16-18 X 1 FLAT HD SC
12	5025392	2	NUT, 5/16-18 HEX NYLOCK FLANGE
13	5025488X52	2	BOLT, 1/2-13 X 6-1/2 GD8, YZ
14	5025056	2	NUT, 1/2-13 HEX NYLON LOCK
15	5021541	4	BUSHING, FLANGE
16	5061339	2	SPACER, .52 X 1.00 X 3.42
17	5023436	2	SHOCK ABSORBER
18	5025013X18	2	BOLT, 3/8-16 X 2-1/4 GD5 YZ
19	5025165	6	WASHER-3/8 FENDER
20	5025394	16	NUT, 3/8-16 HEX NYLOCK FLANGE
21	5020020	2	GREASE FITTING, 45 DEGREE
22	5025013X28	2	BOLT, 3/8-16 X 3-1/2" GD5 YZ
23	5025293	12	WASHER, 3/8 GD.9 FLAT
24	5022853	1	SPANNER WRENCH
25	5025010X6	1	BOLT, 1/4-20 X 3/4 GD5 YZ
26	5025154	1	WASHER, 1/4 SAE
27	5025391	1	NUT, 1/4-20 HEX NYLOCK FLANGE
28	5025430	1	CLAMP, 5/16, DOUBLE, WIRE & TUBE
29	5025013X10	8	BOLT, 3/8-16 X 1-1/4 GD5
30a	5023481	8	BOLT, 1/2-13 X 2-1/4 PATCH (44" Models)
30b	5025553	8	BOLT, 1/2-13 X 3.5, DRI-LOC PATCH (48" Models)

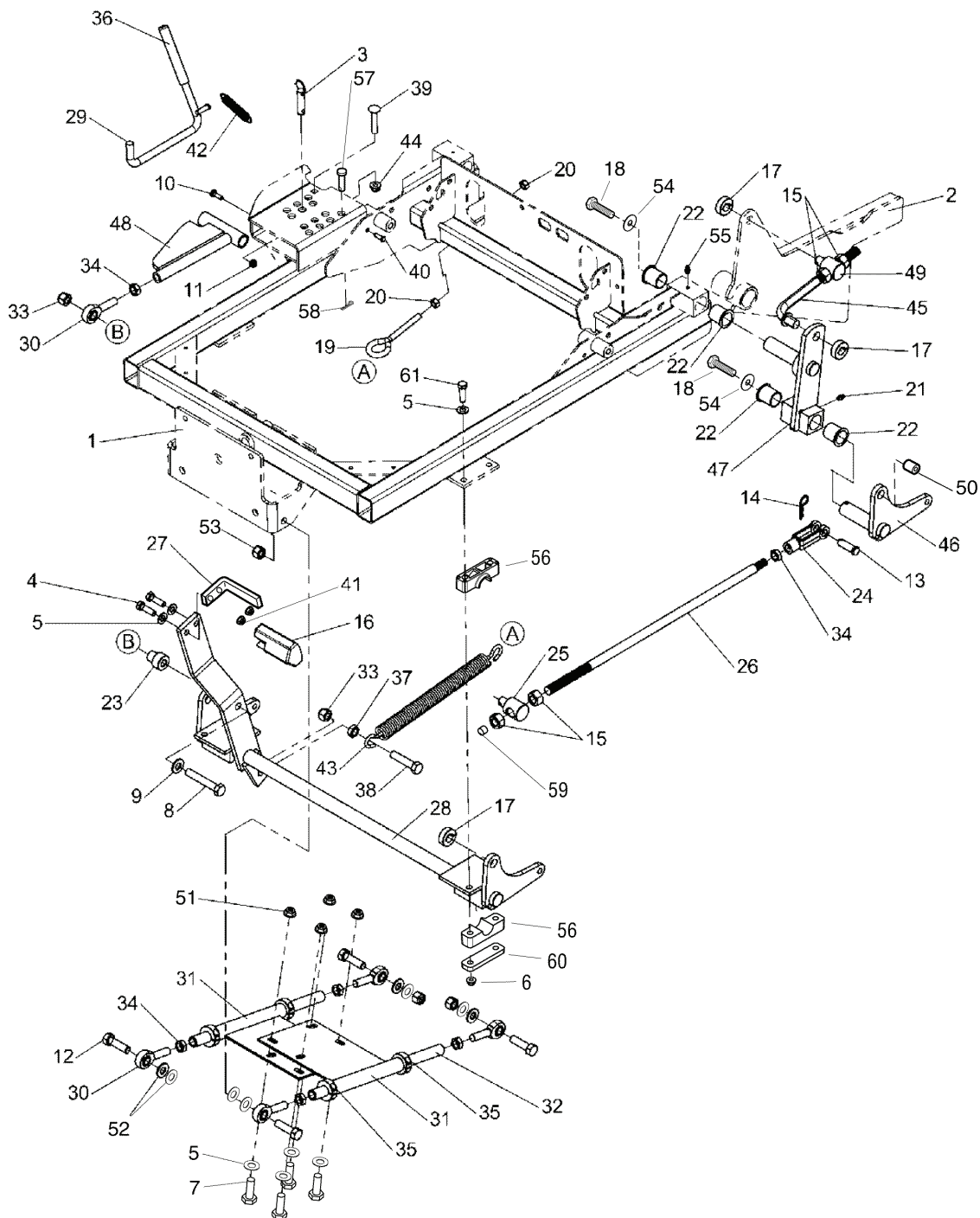
Footnotes

The above parts group applies to the following Mfg. Nos.:

5900575 (IS1500ZKAV1944) 5900588 (IS1500ZB2648)
5900576 (IS1500ZKAV1948) 5900589 (IS1500ZB2644)
5900577 (IS1500ZKAV1944CE)
5900578 (IS1500ZKAV1944RDCE)
5900579 (IS1500ZKAV1948 ANSI EXPORT)
5900580 (IS1500ZKAV1944 ANSI EXPORT)

Deck Lift Group

NOTE: Unless noted otherwise,
use the standard hardware torque
specification chart.



The above parts group applies to the following Mfg. Nos.:

5900575 (IS1500ZKAV1944)	5900588 (IS1500ZB2648)
5900576 (IS1500ZKAV1948)	5900589 (IS1500ZB2644)
5900577 (IS1500ZKAV1944CE)	
5900578 (IS1500ZKAV1944RDCE)	
5900579 (IS1500ZKAV1948 ANSI EXPORT)	
5900580 (IS1500ZKAV1944 ANSI EXPORT)	

Deck Lift Group

REF NO	PART NO.	QTY.	DESCRIPTION
1	-	-	MAIN FRAME
2	-	-	MOTOR MOUNT
3	5023498	1	HITCH PIN, 1/2 X 2"
4	5025013X10	6	BOLT, 3/8-16 X 1-1/4"
5	5025293	10	WASHER, 3/8 GR. 9 FLAT
6	5025394	8	NUT, 3/8-16 Hex Nylock Flange
7	5025013X8	4	BOLT, 3/8-16 X 1"
8	5025017X24	1	BOLT, 1/2-13 X 3"
9	5025158	4	WASHER, 1/2" SAE
10	5025010X5	2	BOLT, 1/4-20 x 5/8"
11	5025126	2	NUT, 1/4-20 Hex Serrated Flange
12	5025018X14	4	BOLT, 1/2-20 X 1-3/4"
13	5025328X12	2	CLEVIS PIN, 1/2" X 1-1/2"
14	5025210	2	HAIR PIN CLIP
15	5025040	8	NUT, 5/8-11 HEX
16	1715834	1	FOOT PEDAL
17	5020441	6	COLLAR, 5/8" Split
18	5025443	4	BOLT, 3/8-16X3/4 WITH PATCH
19	5023497	1	EYE BOLT, 3/8-16 X 6"
20	5025034	2	NUT, 3/8-16 Hex
21	5020095	4	GREASE FITTING
22	5023343	8	BUSHING, Flange
23	5047103	1	ADAPTER, CASTER AXLE
24	5023174	2	CLEVIS , 1/2-20, STEEL
25	5045447	2	SPRING ROD PIVOT (52" Models Only)
26	5049971	2	DECK ADJUSTMENT ROD
27	5061569A	1	PEDAL, FOOT - BLK
28	5404305B	1	WELD, DECK LIFT SHAFT - RED
29	5061527A	1	WELD, ROD DECK LIFT - BLK
30	5022434	5	BALL JOINT, 1/2-20 Male
31	5049867B	2	DECK STABILIZER
32	5049868	2	DECK STABILIZER SHAFT
33	5025056	2	NUT, 1/2-13 Hex Nylon Lock
34	5025089	7	NUT, 1/2-20 Hex Jam
35	5010114	4	COLLAR, 3/4" Split
36	5021880	1	GRIP
37	5025301	1	NUT, 1/2-13 Hex Jam
38	5025017X18	1	BOLT, 1/2-13 X 2-1/4"
39	5025146X16	1	CARRIAGE BOLT, 3/8-16 X 2"
40	5025212X7	1	CLEVIS PIN, 1/4" x 7/8"
41	5025096	2	NUT, 3/8-16 Hex Nylon Lock

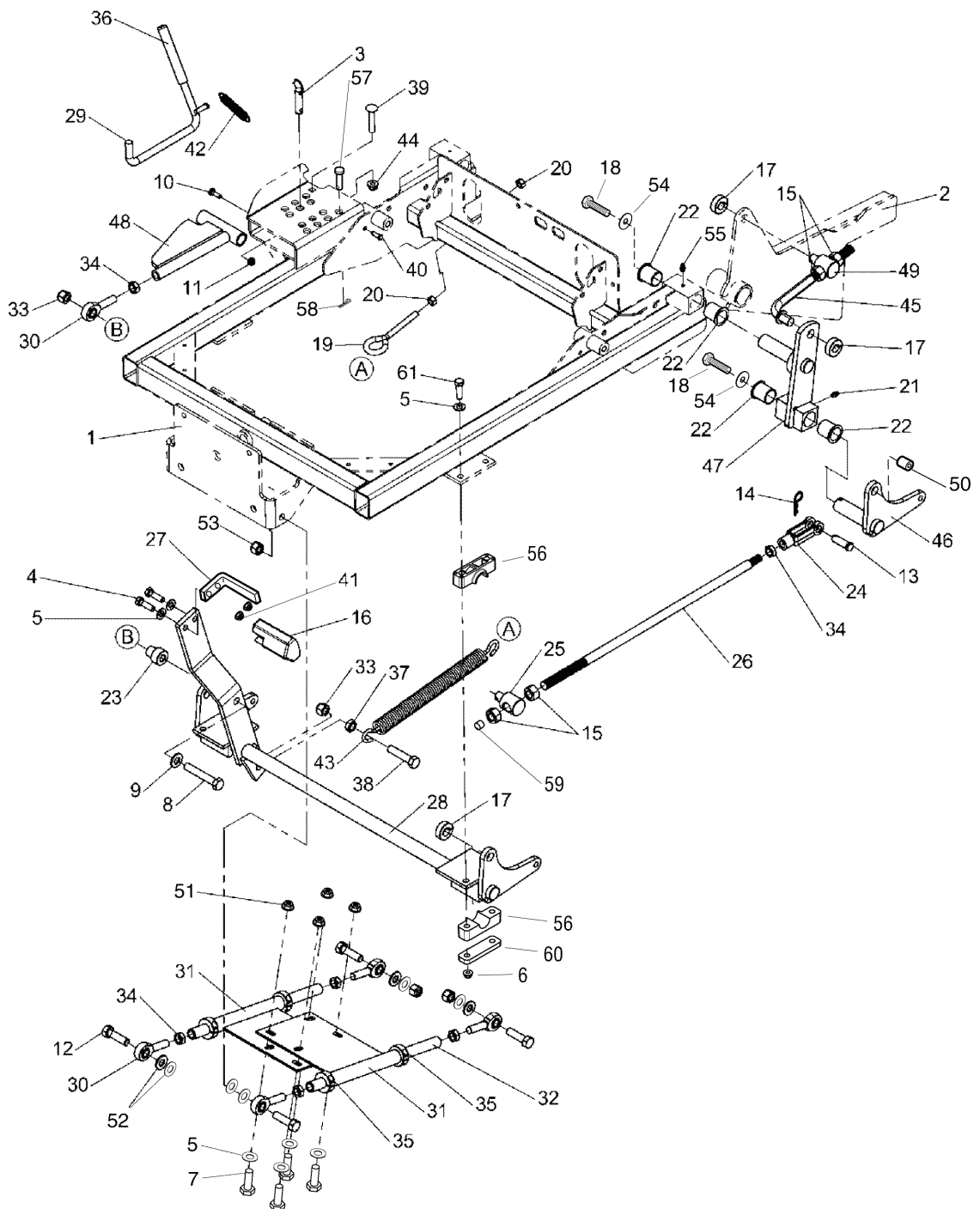
Footnotes

The above parts group applies to the following Mfg. Nos.:

5900575 (IS1500ZKAV1944) 5900588 (IS1500ZB2648)
 5900576 (IS1500ZKAV1948) 5900589 (IS1500ZB2644)
 5900577 (IS1500ZKAV1944CE)
 5900578 (IS1500ZKAV1944RDCE)
 5900579 (IS1500ZKAV1948 ANSI EXPORT)
 5900580 (IS1500ZKAV1944 ANSI EXPORT)

Deck Lift Group

NOTE: Unless noted otherwise,
use the standard hardware torque
specification chart.



The above parts group applies to the following Mfg. Nos.:

5900575 (IS1500ZKAV1944)	5900588 (IS1500ZB2648)
5900576 (IS1500ZKAV1948)	5900589 (IS1500ZB2644)
5900577 (IS1500ZKAV1944CE)	
5900578 (IS1500ZKAV1944RDCE)	
5900579 (IS1500ZKAV1948 ANSI EXPORT)	
5900580 (IS1500ZKAV1944 ANSI EXPORT)	

Deck Lift Group

REF NO	PART NO.	QTY.	DESCRIPTION
42	5020639	1	SPRING, Extension
43	5023355	1	DECK LIFT SPRING
44	5025100	1	NUT, 3/8"-16 SIDE LOCK
45	5049848	2	DECK LIFT ROD
46a	5402814B	1	PIVOT, DECK LIFT WELD, LEFT - RED
46b	5402815B	1	PIVOT, DECK LIFT WELD, RIGHT - RED
47a	5600214	1	REAR DECK LIFT, LH
47b	5600215	1	REAR DECK LIFT, RH
48	5061523B	1	DECK ADJUST LINK
49a	5045856	2	SPRING ROD PIVOT (44" Models)
49b	5045447	2	SPRING ROD PIVOT (52" Models)
50	5061780	2	BUSHING, .510 X .625 X .500
51	5025128	4	NUT, 3/8"-16 SERRATED FLANGE
52	5025158	8	WASHER, 1/2" SAE
53	5025098	4	NUT, 1/2"-20 NYLON LOCK
54	5100548	4	FLAT WASHER, THICK
55	5020020	2	GREASE FITTING 45
56	5100634	4	PIVOT BLOCK, PLASTIC
57	5025328X16	1	PIN, CLEVIS, 1/2 X 2 YZP
58	5025203X10	1	PIN, COTTER, 1/8" X 1-1/4"
59	5101028	2	CAP, VINYL - .562 X .750 - BLK
60	5403925A	2	PLATE, PIVOT BLOCK SUPPORT - BLK
61	5025013X22	4	BOLT, 3/8-16 X 2-3/4 GD5 YZ

Not for
Reproduction

Footnotes

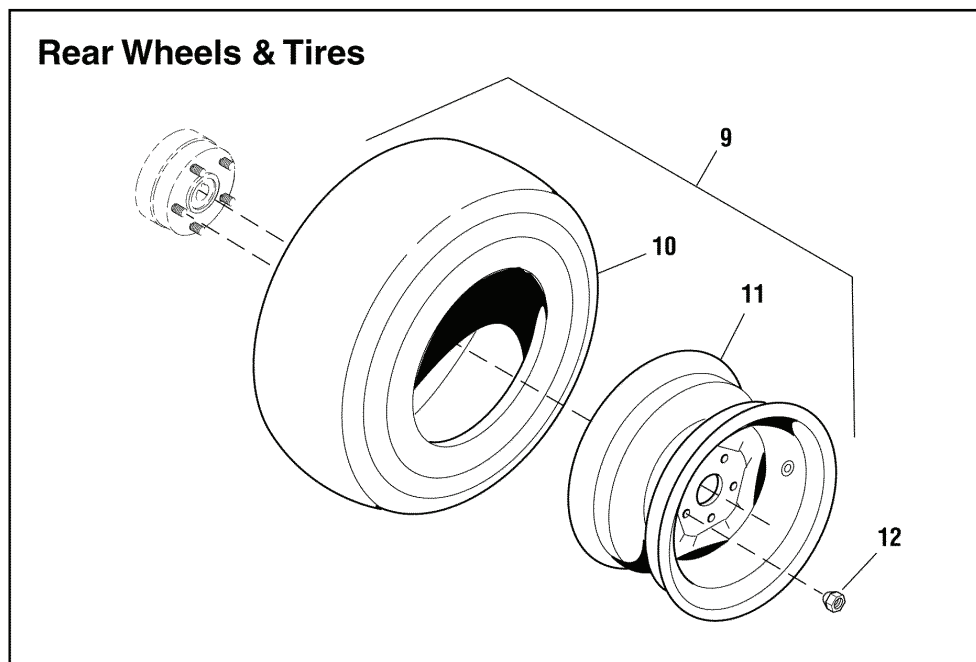
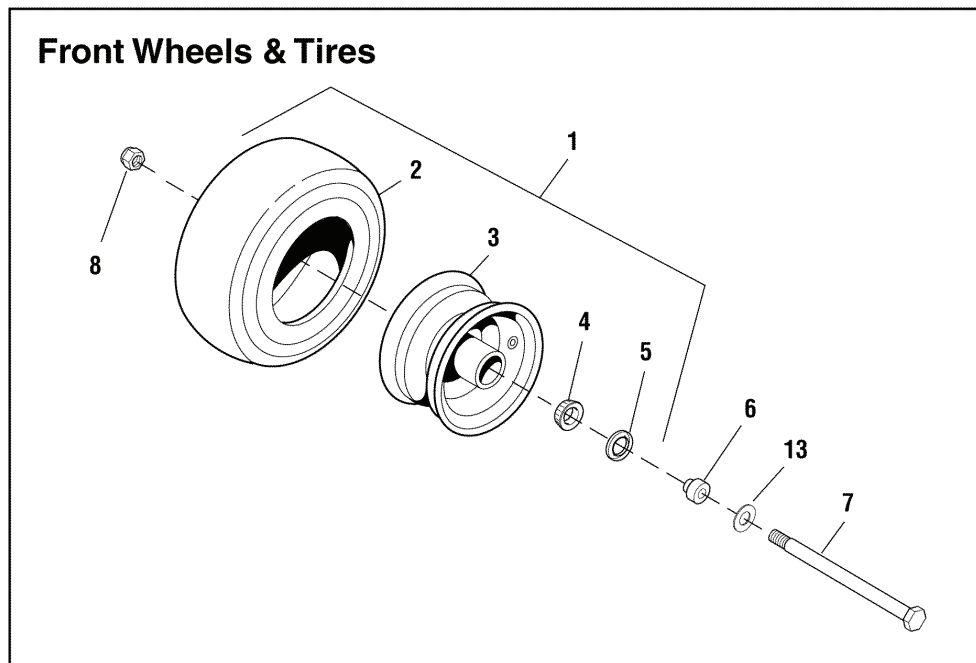
The above parts group applies to the following Mfg. Nos.:

5900575 (IS1500ZKAV1944) 5900588 (IS1500ZB2648)
5900576 (IS1500ZKAV1948) 5900589 (IS1500ZB2644)
5900577 (IS1500ZKAV1944CE)
5900578 (IS1500ZKAV1944RDCE)
5900579 (IS1500ZKAV1948 ANSI EXPORT)
5900580 (IS1500ZKAV1944 ANSI EXPORT)

Wheel & Tire Group

NOTE: Unless noted otherwise,
use the standard hardware torque
specification chart.

5301279



The above parts group applies to the following Mfg. Nos.:

5900575 (IS1500ZKAV1944)	5900588 (IS1500ZB2648)
5900576 (IS1500ZKAV1948)	5900589 (IS1500ZB2644)
5900577 (IS1500ZKAV1944CE)	
5900578 (IS1500ZKAV1944RDCE)	
5900579 (IS1500ZKAV1948 ANSI EXPORT)	
5900580 (IS1500ZKAV1944 ANSI EXPORT)	

Wheel & Tire Group

REF NO	PART NO.	QTY.	DESCRIPTION
1a	5022631S	2	TIRE, CASTER, 13 X 5.00-6
1b	5023280	2	FLAT-FREE TIRE ASSEMBLY, 13 x 5.0 - 6
2	5022029X1	2	TIRE, 13 x 5.0 - 6
3	5022631SX1	2	WHEEL ASSEMBLY, for 13 x 5.0 - 6 Tire, Complete
4	5022631SX2	4	BEARING, Tapered Roller (2 per tire)
5	5022631SX3	4	GREASE SEAL (2 per tire)
6	5047103	4	ADAPTER, CASTER AXLE (2 per tire)
7	5025017X64	2	BOLT, 1/2-13 X 8 GD5 YZ (NLA)
8	5025396	2	NUT, 1/2-13 HEX NYLOCK FLANGE
9a	5100006	2	TIRE ASSM, 22 X 10.00-10 (44" Models)
9b	5023369	2	TIRE ASSM, 22 X 11.00-10 (48" & 52" Models)
10a	5100006X1	2	TIRE, 22 X 10.0 -10 (44" Models)
10b	5023369X2	2	TIRE, 22 X 11.0 - 10 (48" & 52" Models)
11	5023369X1	2	RIM-10X7-5-4.5 SOLID
12	5020601	10	NUT, 1/2-20, FOR WHEEL BOLT SILVER
13	5025158	2	WASHER, 1/2 SAE
14	5022631SX4	2	BEARING, RACE, (SV) (Not Shown)

Not for
Reproduction

Footnotes


The above parts group applies to the following Mfg. Nos.:

5900575 (IS1500ZKAV1944) 5900588 (IS1500ZB2648)
5900576 (IS1500ZKAV1948) 5900589 (IS1500ZB2644)
5900577 (IS1500ZKAV1944CE)
5900578 (IS1500ZKAV1944RDCE)
5900579 (IS1500ZKAV1948 ANSI EXPORT)
5900580 (IS1500ZKAV1944 ANSI EXPORT)


Decal Group - Safety & Operation - Domestic

NOTE: Unless noted otherwise, use the standard hardware torque specification chart.

5300657



<p>WARNING</p> <p>Read and understand all instructions and warnings before operating this equipment. Failure to do so may result in death or serious injury.</p>		<p>ADVERTENCIA</p> <p>Lea y entienda todas las instrucciones y advertencias antes de operar esta maquinaria. Si no se hace, puede resultar la muerte o lesiones graves.</p>	
<p>DANGER</p> <p>Operating on steep slopes causes rollover risk. Always use proper mowing technique. Do not mow on slopes steeper than 15 degrees.</p>	<p>PELIGRO</p> <p>Al operar en pendientes pronunciadas existe el riesgo de volcaduras. Siempre use la técnica adecuada de corte. No corte en pendientes más pronunciadas que 15 grados.</p>	<p>DANGER</p> <p>Always proceed with caution. Do not operate on uneven terrain, such as hills, ditches, or ruts. Do not operate on slopes steeper than 15 degrees.</p>	<p>PELIGRO</p> <p>Siempre proceda con precaución. No opere en terreno desigual, como cerros, zanjas o surcos. No opere en pendientes más pronunciadas que 15 grados.</p>
<p>CAUTION</p> <p>Always proceed with caution. Do not operate on uneven terrain, such as hills, ditches, or ruts. Do not operate on slopes steeper than 15 degrees.</p>	<p>PELIGRO</p> <p>Siempre proceda con precaución. No opere en terreno desigual, como cerros, zanjas o surcos. No opere en pendientes más pronunciadas que 15 grados.</p>	<p>CAUTION</p> <p>Always proceed with caution. Do not operate on uneven terrain, such as hills, ditches, or ruts. Do not operate on slopes steeper than 15 degrees.</p>	<p>PELIGRO</p> <p>Siempre proceda con precaución. No opere en terreno desigual, como cerros, zanjas o surcos. No opere en pendientes más pronunciadas que 15 grados.</p>
<p>Key</p> <p>Charge Switch 20A</p>	<p>PTO</p> <p>Clutch 20A</p>	<p>Auxiliary</p> <p>20A</p>	<p>HYDRAULIC OIL RESERVOIR</p> <p>USE EITHER: MOBIL 1[®] 15W-50 OIL OR CASTROL SYNTEC[®] 5W-50 OIL</p> <p>DO NOT USE CONVENTIONAL OILS!</p>



<p>WARNING</p> <p>Avoid serious injury or death from rollover. Do not operate without the rollbar installed and operational.</p>	<p>ADVERTENCIA</p> <p>Evite lesiones graves o la muerte por volcaduras. No opere la podadora sin antes instalar la barra antivuelco y revisar que est funcional.</p>
<p>WARNING</p> <p>LOW OVERHANGING OBSTACLES HAZARD</p> <p>Check for overhead clearances before driving under any objects. Do NOT allow roll bar to contact low overhanging obstacles, such as tree branches and guide wires.</p>	<p>PELIGRO DE OBSTACULOS QUE CUELGAN MUY ABAJO</p> <p>Revise el espacio libre arriba de los objetos antes de conducir por debajo de algún objeto. NO permita que la barra antivuelco entre en contacto con obstáculos que cuelgan muy abajo, como los ramos de los árboles y cables guía.</p>
<p>WARNING</p> <p>AVOID SERIOUS INJURY OR DEATH FROM ROLL OVER:</p> <p>Keep roll bar in the closed position and use seat belt.</p> <p>THERE IS NO ROLL OVER PROTECTION WHEN THE ROLL BAR IS DOWN.</p> <p>Lower the roll bar only when necessary and NEVER remove it.</p> <p>Do NOT use seat belt when the roll bar is down.</p> <p>Raise the roll bar as soon as clearance permits.</p> <p>Do NOT jump off if prone on.</p> <p>Read and follow all operating instructions and warnings in the operator's manual.</p>	<p>ADVERTENCIA</p> <p>EVITE LESIONES GRAVES O LA MUERTE POR VOLCADURAS:</p> <p>Mantenga la barra antivuelco en la posición cerrada y use el cinturón de seguridad.</p> <p>NO TIENE PROTECCIÓN CUANDO LA BARRA ANTVUELCO ESTE ABAJO.</p> <p>Baja la barra a advertencia solamente cuando sea necesario y NUNCA la quite.</p> <p>No utilice el cinturón de seguridad cuando la barra antivuelco esté abajo.</p> <p>Suba la barra antivuelco tan pronto como le permita el espacio.</p> <p>NO salte de la podadora cuando está en posición boca abajo.</p> <p>Lea el manual del operador y siga todas las instrucciones y advertencias en el manual del operador.</p>
<p>CAUTION</p> <p>ROLL OVER PROTECTIVE STRUCTURE</p> <p>To maintain operator protection and roll bar operation, Rollbar is designed roll bar do NOT attempt to repair or modify.</p> <p>Any alteration of the roll bar must be approved by the manufacturer.</p> <p>Do NOT exceed the maximum weight rating of the roll bar.</p>	<p>PRECAUCIÓN</p> <p>ESTRUCTURA PROTECTORA CONTRA VOLCADURAS</p> <p>Para mantener protección del operador y la operación de la barra antivuelco, la barra antivuelco no debe ser reparada o modificada.</p> <p>Resistencia la barra antivuelco. No intente repararla o modificarla.</p> <p>Cualquier cambio a la barra antivuelco debe ser aprobado por el fabricante.</p> <p>No exceda el peso máximo de peso de la estructura que soporta la barra antivuelco.</p>

The above parts group applies to the following Mfg. Nos.:

- 5900575 (IS1500ZKAV1944)
- 5900576 (IS1500ZKAV1948)
- 5900588 (IS1500ZB2648)
- 5900589 (IS1500ZB2644)

Decal Group - Safety & Operation - Domestic

REF NO	PART NO.	QTY.	DESCRIPTION
1	5100097	1	DECAL, MAIN SAFETY
2	5100088	1	DECAL, DANGER, MOWER
3	5101292	1	DECAL, DANGER, MOWER DISCHARGE,8.75X2.13
4	5100708	1	DECAL, DANGER, FIRE
5	5100709	1	DECAL, DANGER, FIRE (SP)
6	5048970	1	DECAL, IGNITION SWITCH
7	5100280	1	DECAL, THROTTLE CONTROL
8a	5103195	1	* DECAL, BELT & BLADE, IS1500Z (44" Models)
8b	5102164	1	* DECAL, BELT & BLADE, IS1500Z (48" & 52" Models)
9	5061724	1	DECAL-HEIGHT CITATION
10	5046503	1	DECAL, FUSE LOCATION
11	5048454	1	DECAL, OIL RESEVOIR
12	5101990	1	* DECAL, CZT HYDRO RELEASE
13	5100683	1	DECAL, WARNING, ROLL BAR
14	5100684	1	DECAL, WARNING, ROLL BAR, SP
15	5100405	1	DECAL, WARNING OVERHANG, ROPS
16	5100406	1	DECAL, WARNING OVERHANG, ROPS (SP)
17	5100403	1	DECAL, WARNING & CAUTION, ROPS
18	5100404	1	DECAL, WARNING & CAUTION, ROPS (SP)

Not for
Reproduction

Footnotes

* This decal can be located under the seat.

The above parts group applies to the following Mfg. Nos.:

5900575 (IS1500ZKAV1944)

5900576 (IS1500ZKAV1948)

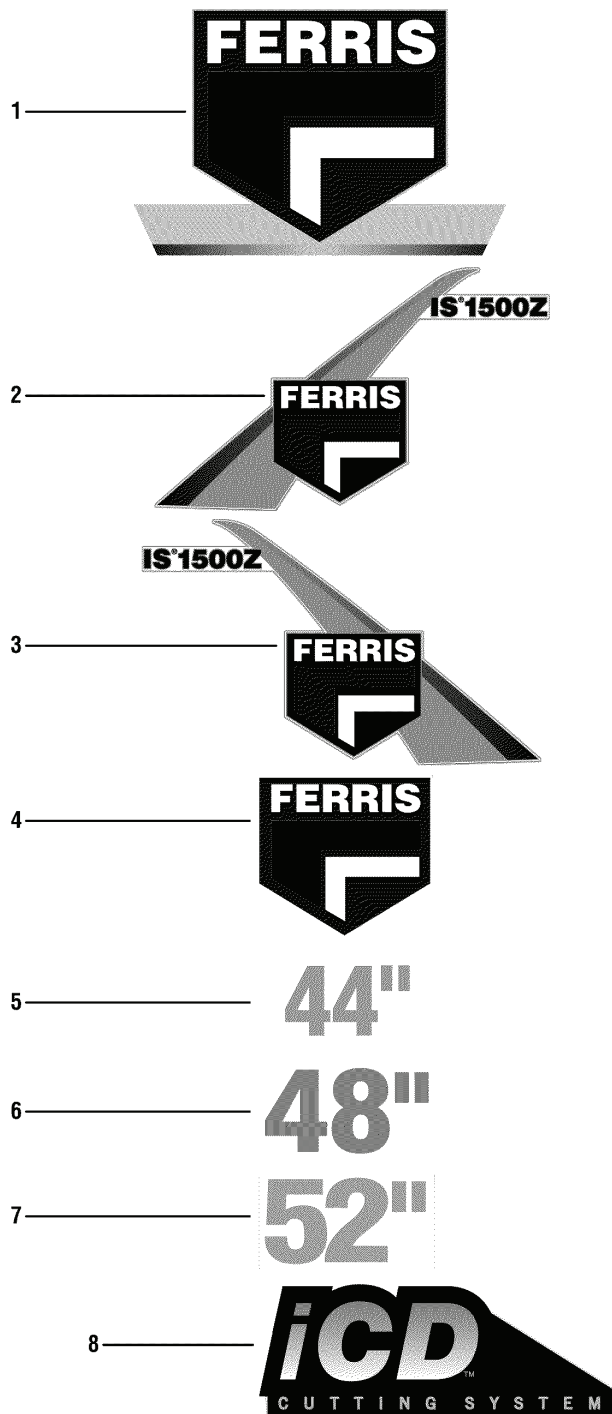


5900588 (IS1500ZB2648)

5900589 (IS1500ZB2644)

Decal Group - Brand & Model

NOTE: Unless noted otherwise, use the standard hardware torque specification chart.

5300672



The above parts group applies to the following Mfg. Nos.:

- | | |
|--------------------------------------|------------------------|
| 5900575 (IS1500ZKAV1944) | 5900588 (IS1500ZB2648) |
| 5900576 (IS1500ZKAV1948) | 5900589 (IS1500ZB2644) |
| 5900577 (IS1500ZKAV1944CE) | |
| 5900578 (IS1500ZKAV1944RDCE) | |
| 5900579 (IS1500ZKAV1948 ANSI EXPORT) | |
| 5900580 (IS1500ZKAV1944 ANSI EXPORT) | |

Decal Group - Brand & Model

REF NO	PART NO.	QTY.	DESCRIPTION
1	5100344	1	DECAL, FERRIS, FRONT, 8.78 X 5.81
2	5061814	1	DECAL, BADGE - LH IS1500
3	5061815	1	DECAL, BADGE - RH IS1500
4	5100369	1	DECAL, FERRIS LOGO, 5-3/8
5	5061846	1	DECAL, 44 (44" Models)
6	5022811	1	DECAL, 48 (48" Models)
7	5022812	1	DECAL, 52 (52" Models)
8	5102210	1	DECAL, iCD CUTTING SYSTEM (48" & 52" Models)
9	276636	1	LABEL, BRIGGS & STRATTON LOGO (Briggs & Stratton Models)

Not for
Reproduction

Footnotes



The above parts group applies to the following Mfg. Nos.:

5900575 (IS1500ZKAV1944) 5900588 (IS1500ZB2648)
5900576 (IS1500ZKAV1948) 5900589 (IS1500ZB2644)
5900577 (IS1500ZKAV1944CE)
5900578 (IS1500ZKAV1944RDCE)
5900579 (IS1500ZKAV1948 ANSI EXPORT)
5900580 (IS1500ZKAV1944 ANSI EXPORT)

Decal Group - Safety & Operation - Export Models

NOTE: Unless noted otherwise, use the standard hardware torque specification chart.

5301732



Belts & Blades	
Tractor	
Pump Drive Belt	5100555
44" Mower	
Deck Drive Belt	5023486
Mower Blade	5061827
48" Mower	
Deck Drive Belt	5023297
Mower Blade	5020843
52" Mower	
Deck Drive Belt	5023435
Mower Blade	5021227

HYDRAULIC OIL RESERVOIR

USE EITHER:
MOBIL 1™
15W-50 OIL
 - OR -
CASTROL SYNTEC™
5W-50 OIL

DO NOT USE CONVENTIONAL OILS!

Key Switch	Charge Circuit	PTO Clutch	Auxiliary
20A	20A	20A	20A

The above parts group applies to the following Mfg. Nos.:

- 5900577 (IS1500ZKAV1944CE)
- 5900578 (IS1500ZKAV1944RDCE)
- 5900579 (IS1500ZKAV1948 ANSI EXPORT)
- 5900580 (IS1500ZKAV1944 ANSI EXPORT)

Decal Group - Safety & Operation - Export Models

REF NO	PART NO.	QTY.	DESCRIPTION
1	5102627	1	DECAL, MAIN SAFETY, ANSI CE
2	5102420	2	DECAL, DANGER, MOWER DECK, ANSI EXP
3	5102457	1	DECAL, DANGER DISCHARGE ANSI EXPORT
4	5061246	1	DECAL, PINCH POINT, CE
5	5100685	2	DECAL, WARNING, ROLL BAR, CE
6	5100537	2	DECAL, SAFTY, CE ROPS, OBS
7	5100536	2	DECAL, SAFETY, CE ROPS
8a	5103195	1	* DECAL, BELT & BLADE, IS1500Z (44" Models)
8b	5102164	1	* DECAL, BELT & BLADE, IS1500Z (48" & 52" Models)
9	5048970	1	DECAL, IGNITION SWITCH
10	5100280	1	DECAL, THROTTLE CONTROL
11	5061724	1	DECAL-HEIGHT CITATION
12	5048454	1	DECAL, OIL RESEVOIR
13	5046503	1	DECAL, FUSE LOCATION
14	5101990	1	* DECAL, CZT HYRDO RELEASE
15	5102456	1	DECAL, FIRE ANSI EXPORT
16	5102628	1	DECAL, PARKING BRAKE SYMBOLS

Not for
Reproduction

Footnotes

* Located under seat plate.

The above parts group applies to the following Mfg. Nos.:

5900577 (IS1500ZKAV1944CE)

5900578 (IS1500ZKAV1944RDCE)

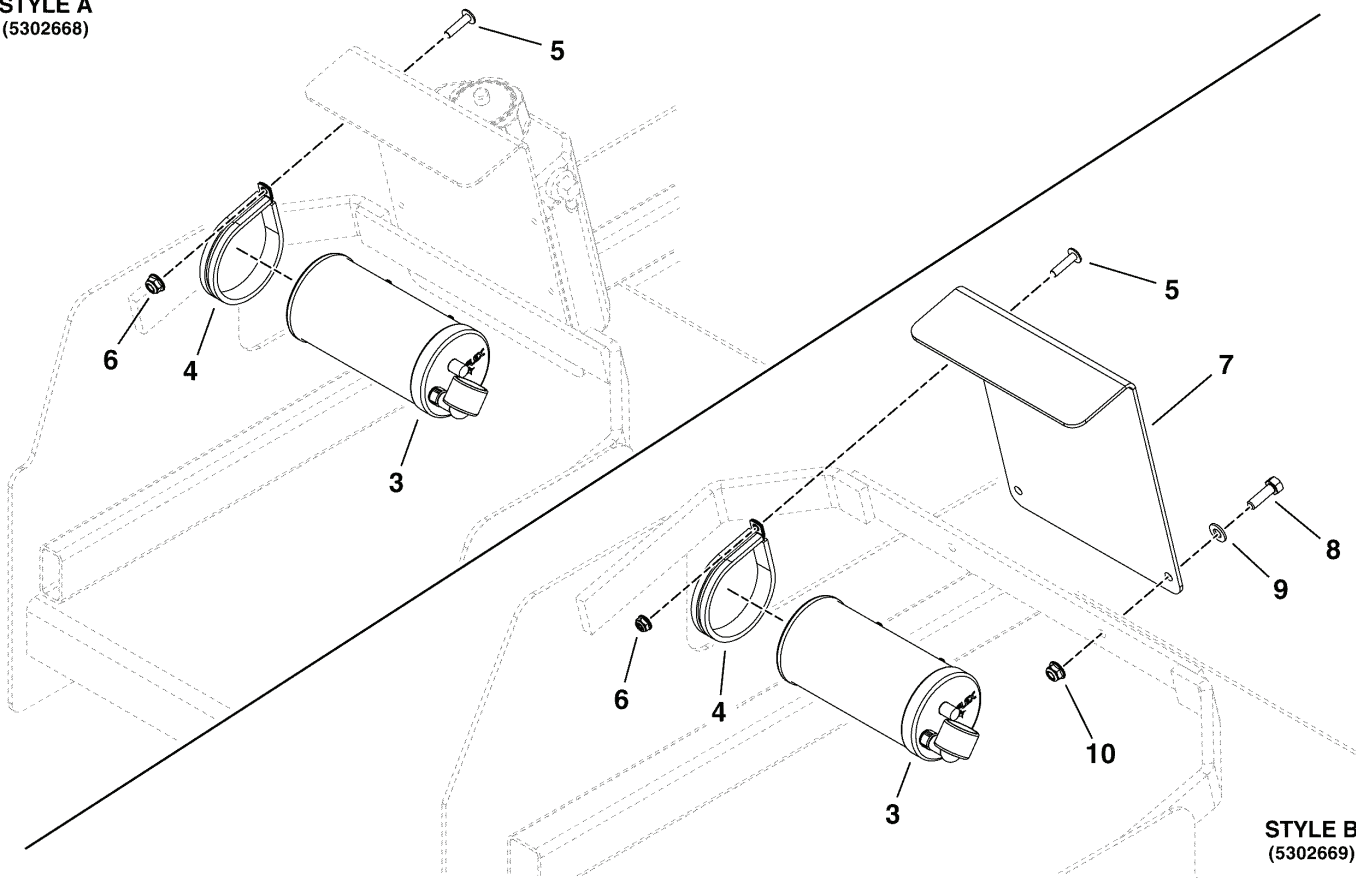
5900579 (IS1500ZKAV1948 ANSI EXPORT)

5900580 (IS1500ZKAV1944 ANSI EXPORT)

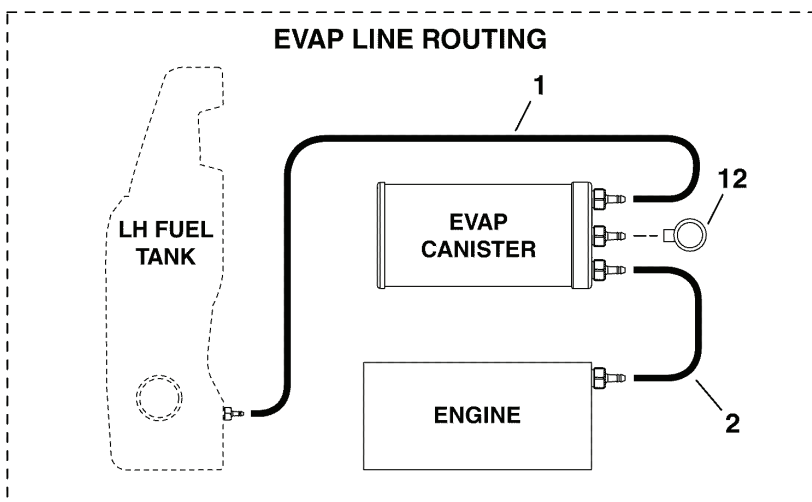
Evap Canister Group

NOTE: Unless noted otherwise, use the standard hardware torque specification chart.

STYLE A
(5302668)



STYLE B
(5302669)



The above parts group applies to the following Mfg. Nos.:

- | | |
|--------------------------------------|------------------------|
| 5900575 (IS1500ZKAV1944) | 5900588 (IS1500ZB2648) |
| 5900576 (IS1500ZKAV1948) | 5900589 (IS1500ZB2644) |
| 5900577 (IS1500ZKAV1944CE) | |
| 5900578 (IS1500ZKAV1944RDCE) | |
| 5900579 (IS1500ZKAV1948 ANSI EXPORT) | |
| 5900580 (IS1500ZKAV1944 ANSI EXPORT) | |

Evap Canister Group

REF NO	PART NO.	QTY.	DESCRIPTION
1a	7700552X24P5	1	HOSE, VAPOR, 5MM ID, 24.50 LG (Style A Setup)
1b	7700552X27	1	HOSE, VAPOR, 5MM ID, 27.00 LG (Style B Setup)
2a	7700552X26	1	HOSE, VAPOR, 5MM ID, 26.00 LG (Style A Setup)
2b	7700552X30	1	HOSE, VAPOR, 5MM ID, 39.00 LG (Style B Setup)
3	313036	1	CNSTR, CARB, 6 GAL
4	5103055	2	CLAMP, 3" ID, CUSHIONED, STAINLESS
5	5025299X6	2	BOLT, 1/4-20 X 3/4, ALLEN BUTTON HD, YZ
6	5025391	2	NUT, 1/4-20 HEX NYLOCK FLANGE
7	5408210A	1	PLATE, CARB CANISTER MOUNT, IS1500 - BLK
8	5025011X8	2	BOLT, 5/16-18 X 1 GD5 YZ
9	5025155	2	WASHER, 5/16 SAE
10	5025392	2	NUT, 5/16-18 HEX NYLOCK FLANGE
11	--	1	DECAL, EPA CERT, ZTRS (Located on frame near Serial Tag)
12	1752800	1	DUST FILTER, CANISTER (SV)

Not for
Reproduction

Footnotes

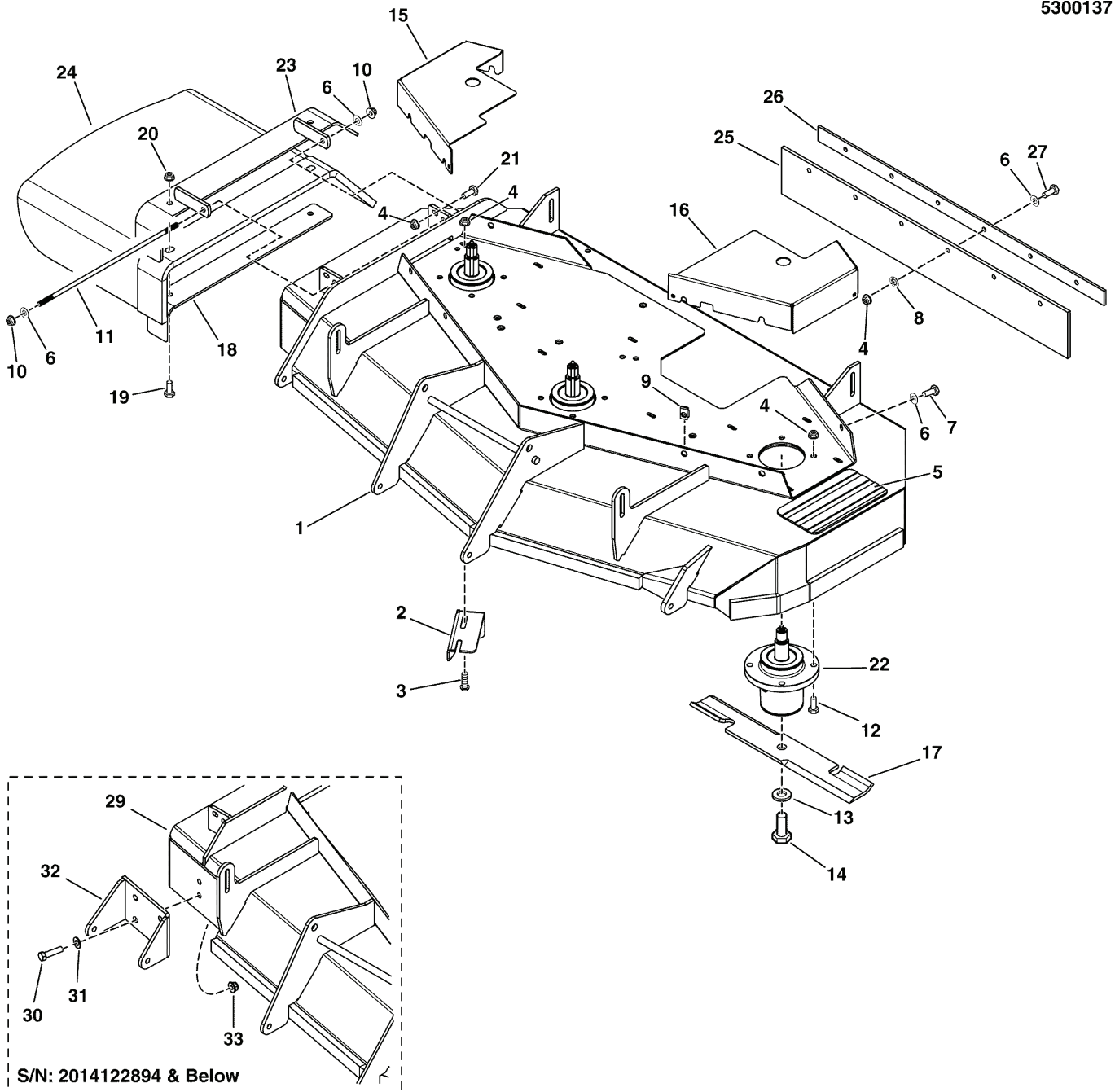
The above parts group applies to the following Mfg. Nos.:

5900575 (IS1500ZKAV1944) 5900588 (IS1500ZB2648)
5900576 (IS1500ZKAV1948) 5900589 (IS1500ZB2644)
5900577 (IS1500ZKAV1944CE)
5900578 (IS1500ZKAV1944RDCE)
5900579 (IS1500ZKAV1948 ANSI EXPORT)
5900580 (IS1500ZKAV1944 ANSI EXPORT)

48" Mower Deck - Housing, Covers, Spindles & Blades

NOTE: Unless noted otherwise,
use the standard hardware torque
specification chart.

5300137



The above parts group applies to the following Mfg. Nos.:

5900576 (IS1500ZKAV1948)

5900579 (IS1500ZKAV1948 ANSI EXPORT)

5900588 (IS1500ZB2648)

48" Mower Deck - Housing, Covers, Spindles & Blades

REF NO	PART NO.	QTY.	DESCRIPTION
1	5600525	1	DECK SHELL W/ DECALS, IS1500Z, 48" iCD (S/N: 2014122895 & Above)
2	5401344A	1	PLATE, DEFLECTOR - BLK
3	5025145X6	2	BOLT, 5/16-18 X 3/4, CARRIAGE
4	5025392	21	NUT, 5/16-18 HEX NYLOCK FLANGE
5	5101004	1	SAFETY WALK, 4.00 X 7.50
6	5025155	12	WASHER, 5/16 SAE
7	5025011X6	6	BOLT, 5/16-18 X 3/4 GD5
8	5025498	6	5/16 PUSH-ON NUT RETAINER, STL, CZ
9	5022308	6	BODY CLIP, 5/16-18-7GA MATERIAL
10	5025045	2	NUT, 5/16-24 HEX NYLON LOCK
11	5042555	1	ROD, 5/16 X 13.75, TBE, CZ
12	5023156	12	BOLT, 5/16-18 X 1 1/4 FLANGE
13	5025477	3	WASHER, 5/8 GRADE 8, YZ
14	5025320X14	3	BOLT, 5/8-11 X 1-3/4 GD8
15	5408162B	1	GUARD, DECK, RH - RED
16	5408163B	1	GUARD, DECK, LH - RED
17	5101986S	1	BLADE, 16.25" (SET OF 3)
18	5402362A	1	SUPPORT, DISCHARGE CHUTE, 44/48/52 - BLK
19	5025013X12	2	BOLT, 3/8-16 X 1-1/2 GD5 YZ
20	5025394	2	NUT, 3/8-16 HEX NYLOCK FLANGE
21	5025145X8	1	BOLT, 5/16-18 X 1, CARRIAGE
22	5061095	3	ASSM, SPINDLE, LOW PROFILE
23	5407842B	1	WELD, FRAME, CHUTE, 48/52 -RED
24	5402404	1	CHUTE, DISCHARGE, BEND RUBBER, 44/48/52
25	5102134	1	FLAP, RUBBER, 48"
26	5405520A	1	PLATE, SUPPORT, 48 - BLK
27	5025011X8	6	BOLT, 5/16-18 X 1 GD5 YZ
28	5600555	1	KIT, DISCHARGE CHUTE, 48" iCD
29	5600556	1	DECK SHELL W/ DECALS, 48 - IS1500Z (S/N: 2014122894 & Below)
30	5025013X12	4	BOLT, 3/8-16 X 1-1/2 GD5 YZ (S/N: 2014122894 & Below)
31	5025156	4	WASHER, 3/8 SAE (S/N: 2014122894 & Below)
32	5404699B	1	WELD, BRACKET, ANTI SCALP - RED (S/N: 2014122894 & Below)
33	5025394	4	NUT, 3/8-16 HEX NYLOCK FLANGE (S/N: 2014122894 & Below)

Footnotes

The above parts group applies to the following Mfg. Nos.:

5900576 (IS1500ZKAV1948)

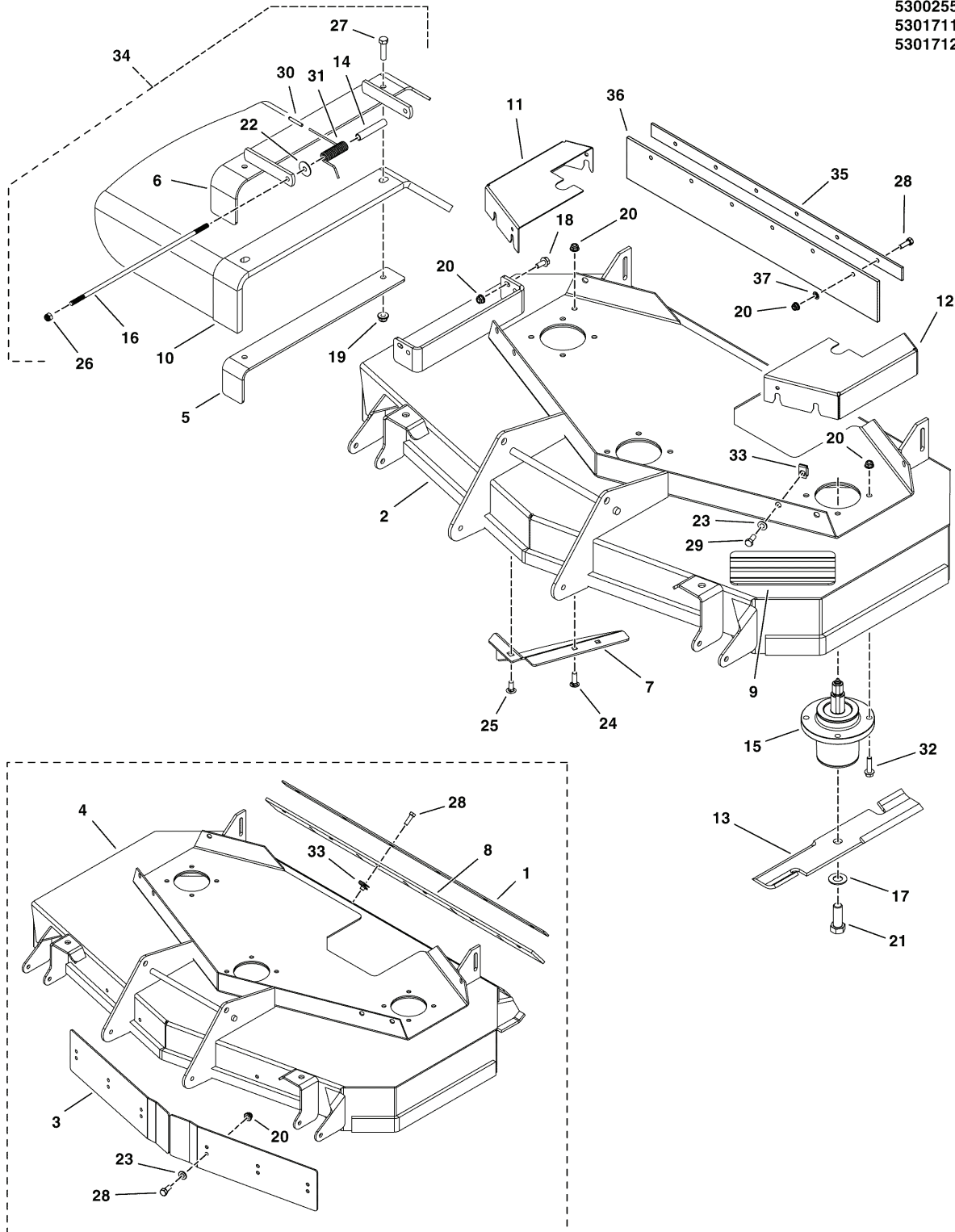
5900579 (IS1500ZKAV1948 ANSI EXPORT

5900588 (IS1500ZB2648)

44" Mower Deck - Housing, Covers, Spindles & Blades

NOTE: Unless noted otherwise, use the standard hardware torque specification chart.

5300255
5301711
5301712



The above parts group applies to the following Mfg. Nos.:

- 5900575 (IS1500ZKAV1944)
- 5900577 (IS1500ZKAV1944CE)
- 5900578 (IS1500ZKAV1944RDCE)
- 5900580 (IS1500ZKAV1944 ANSI EXPORT)
- 5900589 (IS1500ZB2644)

44" Mower Deck - Housing, Covers, Spindles & Blades

REF NO	PART NO.	QTY.	DESCRIPTION
1	5405326A	1	BAR, RETAINING, 44RD - BLK (Export Models)
2a	5600047	1	DECK SHELL W/DECALS, 44", IS1500Z (Domestic Models)
2b	5600328	1	DECK SHELL W/DECALS, 44SD, IS1500ZCE (Export Models)
3	5405318A	2	BAFFLE, FRONT DISCHARGE, 44RD - BLK (Export Models)
4	5600329	1	DECK SHELL W/DECALS, 44RD, IS1500ZCE
5	5402362A	1	SUPPORT, DISCHARGE CHUTE, 48/52 - BLK
6	5402361B	1	WELD, FRAME CHUTE, 44/48/52 - RED
7	5401283A	1	WELD, DISCHARGE BAFFLE, 44" - BLK
8	5102033	1	FLAP, RUBBER, 44RD (Export Models)
9	5101004	1	SAFETY WALK, 4.00 X 7.50
10	5402404	1	CHUTE, DISCHARGE, BEND RUBBER, 44/48/52
11	5061832B	1	GUARD, 44" MOWER DECK, RH
12	5061831B	1	GUARD, 44" MOWER DECK, LH
13	5061827S	3	BLADE, 15" (SET OF THREE)
14	5061598	1	SPACER, TORSION SPRING, 9.63 LG (Export Models)
15	5061095	3	ASSM, SPINDLE, LOW PROFILE
16	5042555	1	ROD, 5/16 X 13.75, TBE, CZ
17	5025477	3	WASHER, 5/8 GRADE 8, YZ
18	5025411	1	BOLT, 5/16-18 X 3/4 FLANGE
19	5025394	2	NUT, 3/8-16 HEX NYLOCK FLANGE
20	5025392	16	NUT, 5/16-18 HEX NYLOCK FLANGE
21	5025320X14	3	BOLT, 5/8-11 X 1-3/4 GD8
22	5025164	1	WASHER, 5/16 FENDER (Export Models)
23	5025155	9	WASHER, 5/16 SAE
24	5025145X8	1	BOLT, 5/16-18 X 1, CARRIAGE
25	5025145X6	2	BOLT, 5/16-18 X 3/4, CARRIAGE
26	5025045	2	NUT, 5/16-24 HEX NYLON LOCK
27	5025013X12	2	BOLT, 3/8-16 X 1-1/2 GD5 YZ
28	5025011X8	6	BOLT, 5/16-18 X 1 GD5 YZ
29	5025011X6	6	BOLT, 5/16-18 X 3/4 GD5
30	5023489	1	CAP, PROTECTOR, .120 ID (Export Models)
31	5023385	1	SPRING, TORSION (Export Models)
32	5023156	12	BOLT, 5/16-18 X 1 1/4 FLANGE
33	5022308	6	BODY CLIP, 5/16-18-7GA MATERIAL
34	5600088	1	KIT, DISCHARGE CHUTE, 44/48/, FERRIS RED
35	5405520A	1	PLATE, SUPPORT, 48 - BLK (S/N 2015628684 & Above)
36	5102134	1	FLAP, RUBBER, 48 (S/N 2015628684 & Above)
37	5025498	6	5/16 PUSH-ON NUT RETAINER, STL, CZ (S/N 2015628684 & Above)

Footnotes

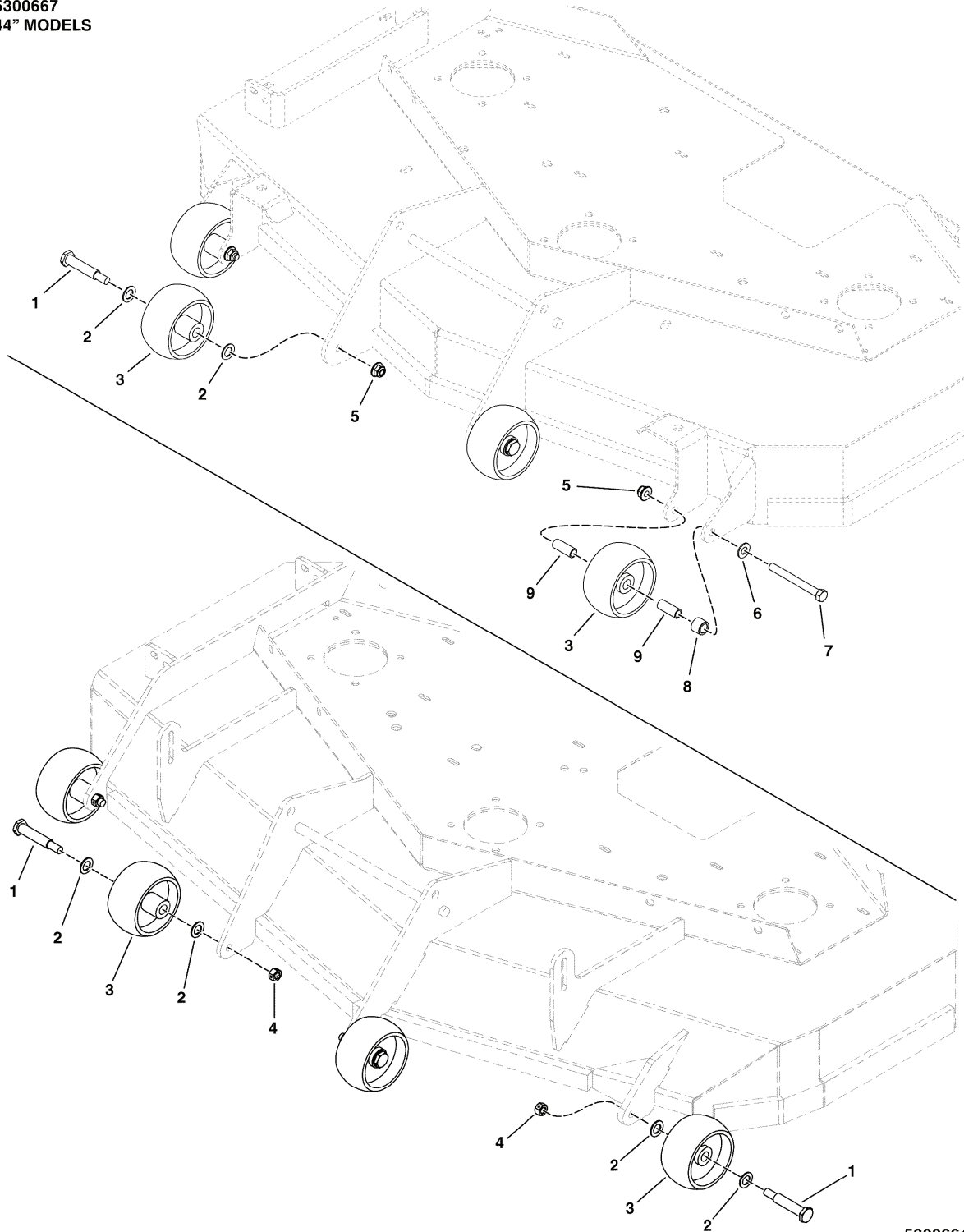
The above parts group applies to the following Mfg. Nos.:

5900575 (IS1500ZKAV1944)
 5900577 (IS1500ZKAV1944CE)
 5900578 (IS1500ZKAV1944RDCE)
 5900580 (IS1500ZKAV1944 ANSI EXPORT)
 5900589 (IS1500ZB2644)

44" & 48" Mower Deck - Rollers

NOTE: Unless noted otherwise,
use the standard hardware torque
specification chart.

5300667
44" MODELS



5300664
48" MODELS

The above parts group applies to the following Mfg. Nos.:

5900575 (IS1500ZKAV1944)	5900588 (IS1500ZB2648)
5900576 (IS1500ZKAV1948)	5900589 (IS1500ZB2644)
5900577 (IS1500ZKAV1944CE)	
5900578 (IS1500ZKAV1944RDCE)	
5900579 (IS1500ZKAV1948 ANSI EXPORT)	
5900580 (IS1500ZKAV1944 ANSI EXPORT)	

44" & 48" Mower Deck - Rollers

REF NO	PART NO.	QTY.	DESCRIPTION
1	2108765	4	BOLT-WHEEL 3/8-16X2.781 .750 THRD
2	1960027	8	WASHER-0500(0.511DX0.87ODX.06THK) BLK
3	1714760	4	WHEEL- 2.00 WIDE 3.88 DIA 0.531ID POLY
4	5025100	4	NUT, 3/8-16 HEX SIDE LOCK
5	5025394	4	NUT, 3/8-16 HEX NYLOCK FLANGE
6	5025156	2	WASHER, 3/8" SAE
7	5025013X28	2	BOLT, 3/8-16 X 3-1/2" GD5 YZ
8	5047027	2	SPACER, .51 X .75 X .56
9	5041931	4	SPACER, .38 X .50 X 1.25

Not for
Reproduction

Footnotes

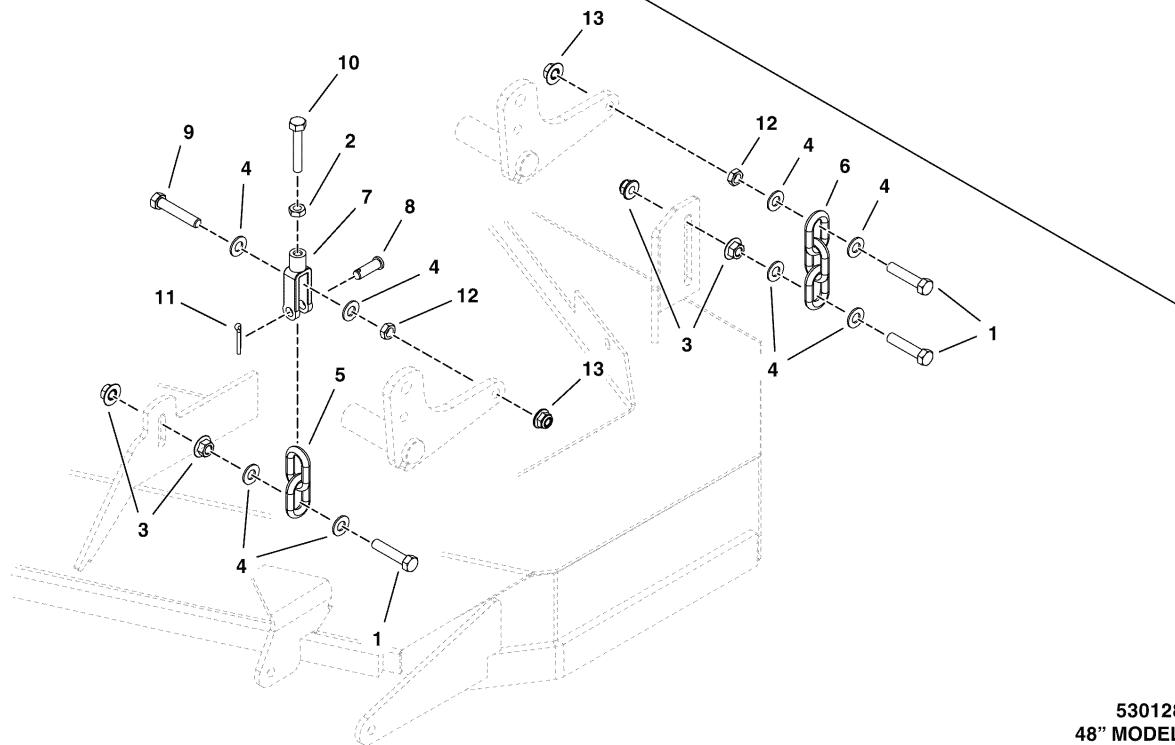
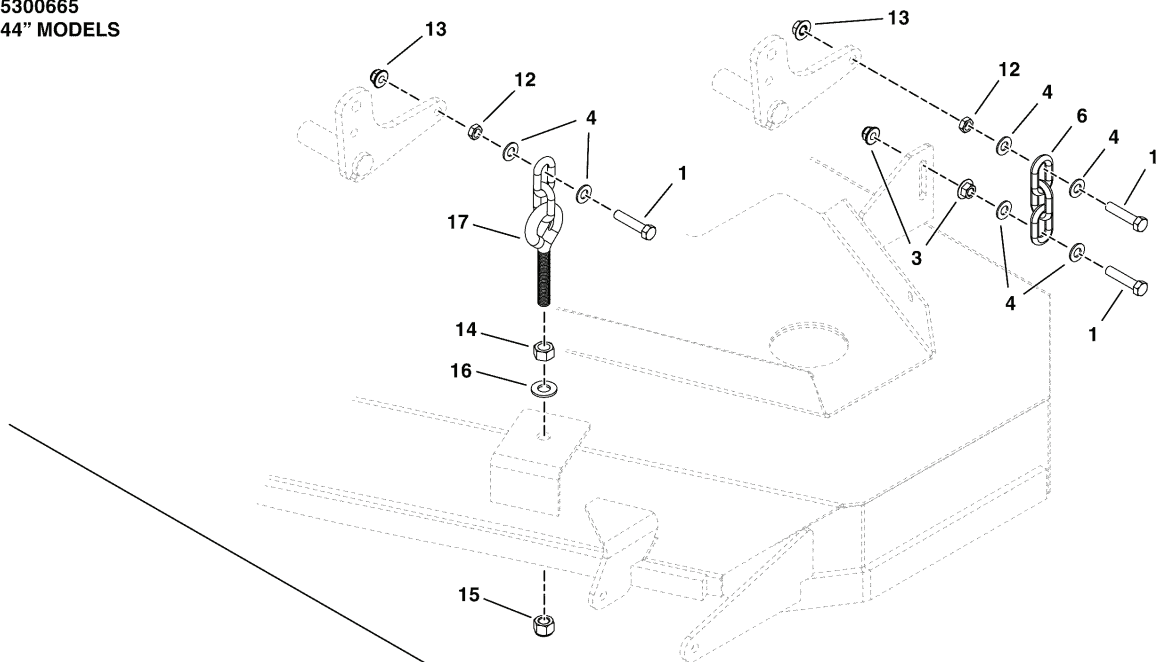
The above parts group applies to the following Mfg. Nos.:

5900575 (IS1500ZKAV1944) 5900588 (IS1500ZB2648)
5900576 (IS1500ZKAV1948) 5900589 (IS1500ZB2644)
5900577 (IS1500ZKAV1944CE)
5900578 (IS1500ZKAV1944RDCE)
5900579 (IS1500ZKAV1948 ANSI EXPORT)
5900580 (IS1500ZKAV1944 ANSI EXPORT)

44" & 48" Mower Deck - Hanger Chains

NOTE: Unless noted otherwise,
use the standard hardware torque
specification chart.

5300665
44" MODELS



5301280
48" MODELS

The above parts group applies to the following Mfg. Nos.:

- | | |
|--------------------------------------|------------------------|
| 5900575 (IS1500ZKAV1944) | 5900588 (IS1500ZB2648) |
| 5900576 (IS1500ZKAV1948) | 5900589 (IS1500ZB2644) |
| 5900577 (IS1500ZKAV1944CE) | |
| 5900578 (IS1500ZKAV1944RDCE) | |
| 5900579 (IS1500ZKAV1948 ANSI EXPORT) | |
| 5900580 (IS1500ZKAV1944 ANSI EXPORT) | |

44" & 48" Mower Deck - Hanger Chains

REF NO	PART NO.	QTY.	DESCRIPTION
1	5025013X14	6	BOLT, 3/8-16 X 1-3/4 GD5
2	5025388	2	NUT, 5/16-18 HEX JAM
3	5025128	10	NUT, 3/8-16 HEX SERRATED FLANGE
4	5025156	12	WASHER, 3/8 SAE
5	5050878X2	2	CHAIN, 5/16 GD30, 2 LINKS
6	5050878X3	2	CHAIN, 5/16 GD30, 3 LINKS
7	5100375	2	CLEVIS, 5/16-18, 3/8 PIN HOLE, CLR ZINC
8	5025214X9	2	PIN, CLEVIS, 3/8 X 1-1/8, CZ
9	5025013X16	2	BOLT, 3/8-16 X 2 GD5 YZ
10	5025055X16	2	BOLT, 5/16-18 X 2 GD5 TFL
11	5025203X6	2	PIN, COTTER, 1/8 X 3/4
12	5025084	4	NUT, 3/8-16 HEX JAM
13	5025394	4	NUT, 3/8-16 HEX NYLOCK FLANGE
14	5025038	2	NUT, 1/2-13 HEX, YZ
15	5025056	2	NUT, 1/2-13 HEX NYLON LOCK
16	5025158	4	WASHER, 1/2 SAE
17	5047503	2	HANGER, FRONT DECK - 2 LINK

Not for
Reproduction

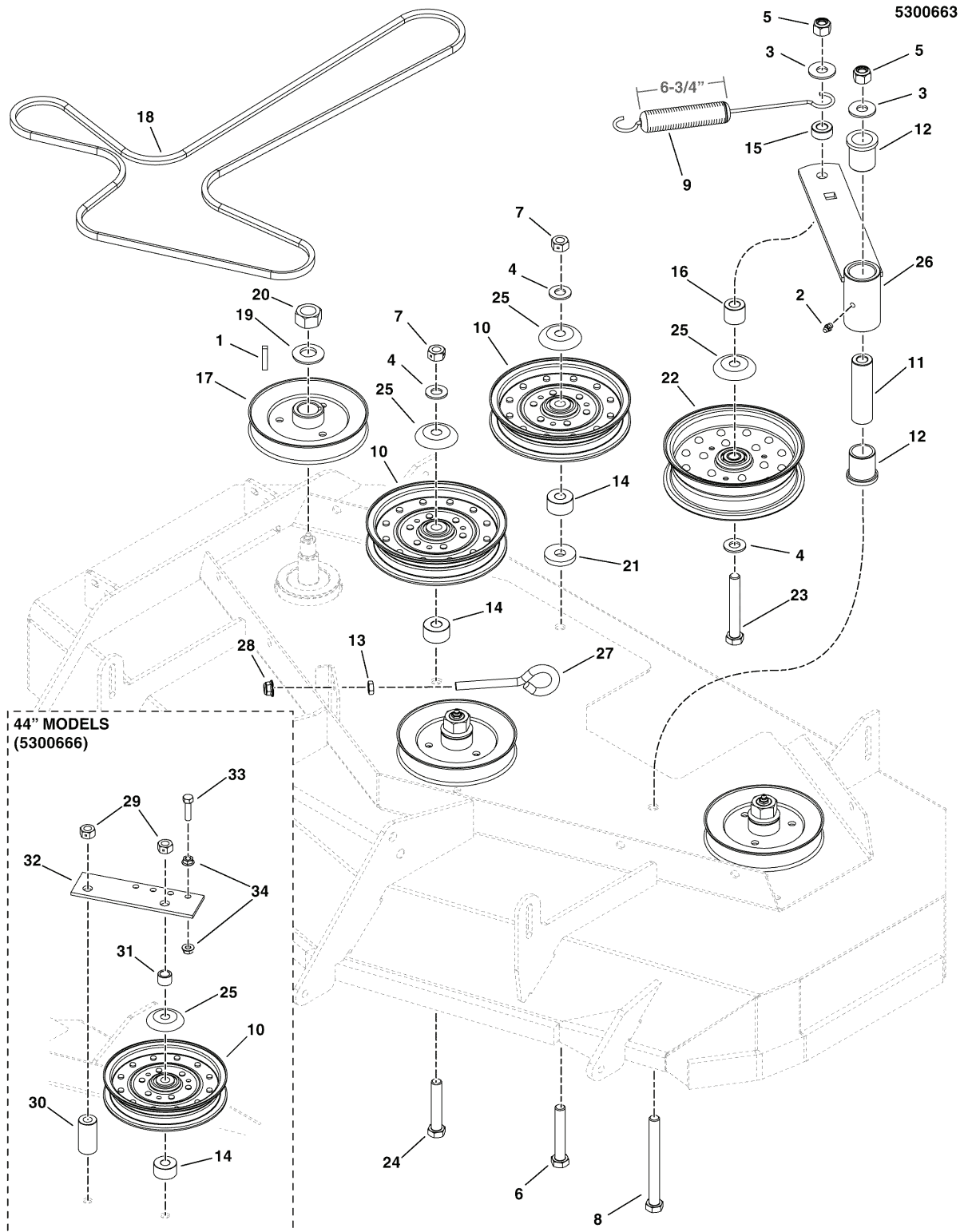
Footnotes

The above parts group applies to the following Mfg. Nos.:

5900575 (IS1500ZKAV1944) 5900588 (IS1500ZB2648)
5900576 (IS1500ZKAV1948) 5900589 (IS1500ZB2644)
5900577 (IS1500ZKAV1944CE)
5900578 (IS1500ZKAV1944RDCE)
5900579 (IS1500ZKAV1948 ANSI EXPORT)
5900580 (IS1500ZKAV1944 ANSI EXPORT)

44" & 48" Mower Deck - Pulleys, Belt & Idler Arm

NOTE: Unless noted otherwise, use the standard hardware torque specification chart.



The above parts group applies to the following Mfg. Nos.:

- | | |
|--------------------------------------|------------------------|
| 5900575 (IS1500ZKAV1944) | 5900588 (IS1500ZB2648) |
| 5900576 (IS1500ZKAV1948) | 5900589 (IS1500ZB2644) |
| 5900577 (IS1500ZKAV1944CE) | |
| 5900578 (IS1500ZKAV1944RDCE) | |
| 5900579 (IS1500ZKAV1948 ANSI EXPORT) | |
| 5900580 (IS1500ZKAV1944 ANSI EXPORT) | |

44" & 48" Mower Deck - Pulleys, Belt & Idler Arm

REF NO	PART NO.	QTY.	DESCRIPTION
1	5050407X10	3	KEY, 1/4 SQ X 1-1/4
2	5020095	1	GREASE FITTING, 1/4-28 STRAIGHT
3	5025150	2	WASHER, 1/2 USS
4	5025158	2	WASHER, 1/2 SAE
5	5025056	2	NUT, 1/2-13 HEX NYLON LOCK
6	5025017X24	1	BOLT, 1/2-13 X 3 GD5 YZ
7	5025332	2	NUT, 1/2-13 HEX SIDE LOCK
8	5025017X40	1	BOLT-1/2-13 X 5 GD5 YZ
9	5023340	1	SPRING-EXT, 1.04 ODX10.535LGX.148WR, BLK
10	5600184	2	KIT, PULLEY & SHIELD (SV)
11	5045022	1	SPACER, .52 X 1.00 X 3.50
12	5021541	2	BUSHING, FLANGE
13	5025084	1	NUT, 3/8-16 HEX JAM
14	5047142	2	SPACER, .52 X 1.25 X .70, CZ
15	5045023	1	SPACER, .52 X 1.00 X .44, CZ
16	5044673	1	SPACER, .52 X 1.00 X .88, CZ
17	5023175	3	PULLEY, 5.72., 48 DECK
18a	5023496	1	BELT, BP-SEC, 141.750EL, ARAMID, WRPD (44" Models)
18b	5023297	1	BELT, BP-SEC, 147.40EL, ARAMID, WRPD (48" Models)
19	5025406	3	WASHER, 3/4 BELLEVILLE
20	5025405	3	NUT, 3/4-16 HEX
21	5044913	1	WASHER, .53 X 1.50 X .25
22	5100529	1	PULLEY, IDLER, 6.75 OD X 1.62 FACE
23	5025017X28	1	BOLT, 1/2-13 X 3-1/2 GD5 YZ
24	5025017X22	1	BOLT, 1/2-13 X 2-3/4 GD5 YZ
25	5101103	3	SHIELD, PULLEY BEARING
26	5401621A	1	WELD, IDLER ARM - BLK
27	5021812	1	EYE BOLT, 3/8-16 X 6, 3.0 THREAD
28	5025394	1	NUT, 3/8-16 HEX NYLOCK FLANGE
29	5025332	2	NUT, 1/2-13 HEX SIDE LOCK
30	5043607	1	SPACER, .50 X 1.00 X 2.00
31	5047027	1	SPACER, .51 X .75 X .56, CZ
32	5402555B	1	PLATE, SPRING ANCHOR - RED
33	5025011X10	1	BOLT, 5/16-18 X 1-1/4 GD5 YZ
34	5025127	2	NUT, 5/16-18 HEX SERRATED FLANGE (SMALL)

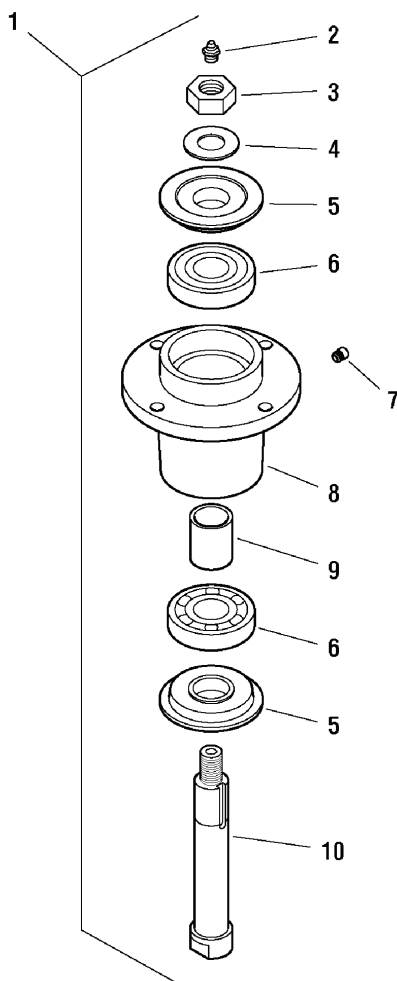
Footnotes

The above parts group applies to the following Mfg. Nos.:

5900575 (IS1500ZKAV1944) 5900588 (IS1500ZB2648)
5900576 (IS1500ZKAV1948) 5900589 (IS1500ZB2644)
5900577 (IS1500ZKAV1944CE)
5900578 (IS1500ZKAV1944RDCE)
5900579 (IS1500ZKAV1948 ANSI EXPORT)
5900580 (IS1500ZKAV1944 ANSI EXPORT)

Spindle Service Parts

NOTE: Unless noted otherwise,
use the standard hardware torque
specification chart.



The above parts group applies to the following Mfg. Nos.:

- | | |
|--------------------------------------|------------------------|
| 5900575 (IS1500ZKAV1944) | 5900588 (IS1500ZB2648) |
| 5900576 (IS1500ZKAV1948) | 5900589 (IS1500ZB2644) |
| 5900577 (IS1500ZKAV1944CE) | |
| 5900578 (IS1500ZKAV1944RDCE) | |
| 5900579 (IS1500ZKAV1948 ANSI EXPORT) | |
| 5900580 (IS1500ZKAV1944 ANSI EXPORT) | |

Spindle Service Parts

REF NO	PART NO.	QTY.	DESCRIPTION
1	5061095	3	SPINDLE ASSEMBLY, Complete (Includes Ref No. 2 - 10)
2	5023329	3	GREASE FITTING
3	5025405	3	NUT, 3/4-16 Hex
4	5025406	3	WASHER, 3/4" Belleville
5	5049793	6	TRASH SHIELD
6	5023330	6	BEARING
7	5023296	3	RELIEF VALVE
8	5061097	3	SPINDLE HOUSING
9	5061099	3	SPACER, 1.00 x 1.25 x 1.75
10	5061098	3	SPINDLE SHAFT

Not for
Reproduction

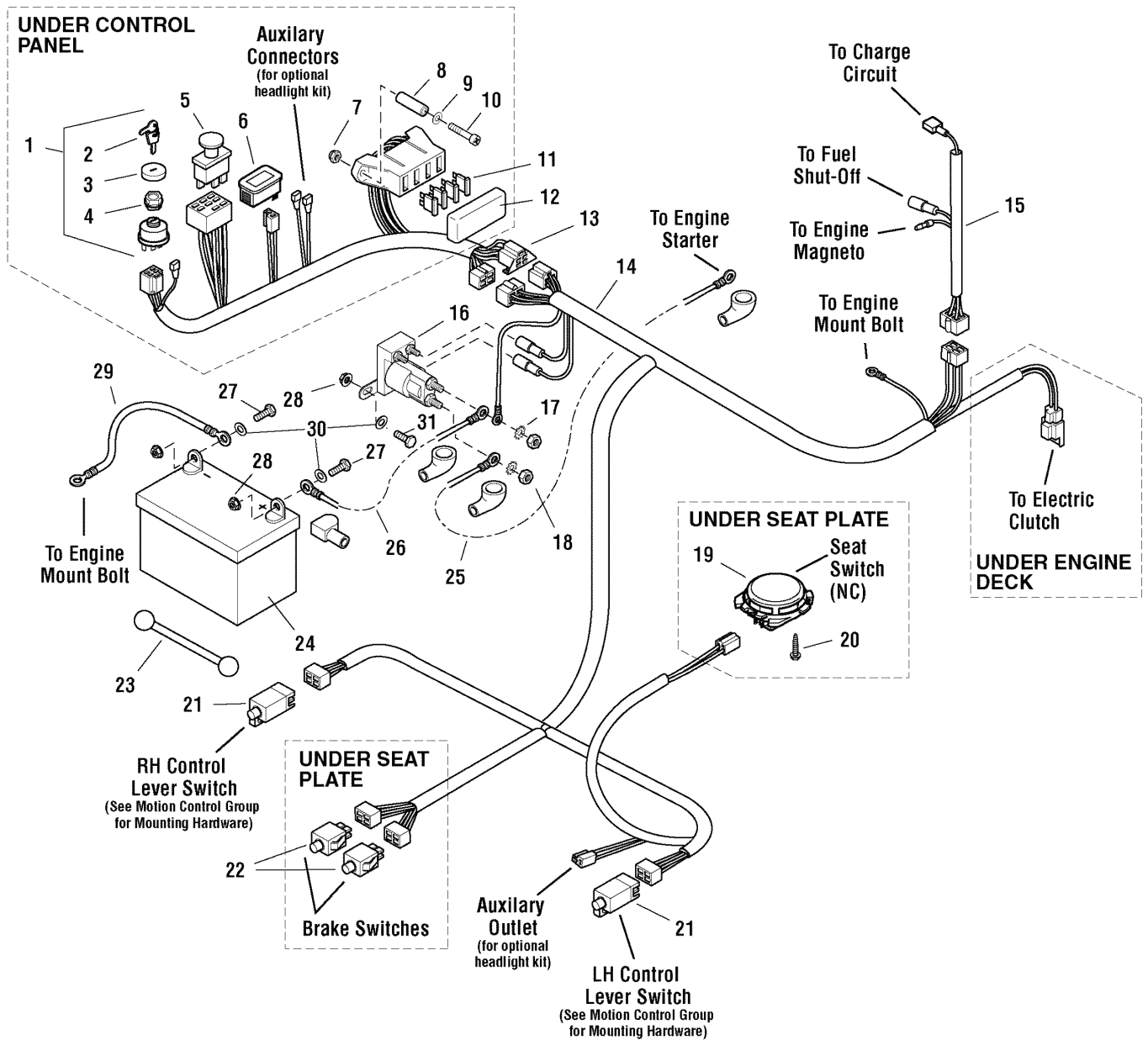
Footnotes

The above parts group applies to the following Mfg. Nos.:

5900575 (IS1500ZKAV1944) 5900588 (IS1500ZB2648)
5900576 (IS1500ZKAV1948) 5900589 (IS1500ZB2644)
5900577 (IS1500ZKAV1944CE)
5900578 (IS1500ZKAV1944RDCE)
5900579 (IS1500ZKAV1948 ANSI EXPORT)
5900580 (IS1500ZKAV1944 ANSI EXPORT)

Electrical Group - Kawasaki

NOTE: Unless noted otherwise, use the standard hardware torque specification chart.



The above parts group applies to the following Mfg. Nos.:

- 5900575 (IS1500ZKAV1944)
- 5900578 (IS1500ZKAV1944RDCE)

Electrical Group - Kawasaki

REF NO	PART NO.	QTY.	DESCRIPTION
1	5020927	1	SWITCH, IGNITION, 6 POST (Includes Ref No. 2 - 4)
2	5022789	1	KEY, Ignition, Molded Set (Set of 2)
3	5022790	1	COVER
4	5022791	1	PLASTIC NUT
5	5022180	1	SWITCH, BLADE ENGAGEMENT
6	5023244	1	HOURMETER, Digital (Includes Retaining Ring)
7	5025271	2	NUT, #10-24 Hex Nylon Lock
8	5061763	2	SPACER, .20 x .38 x 1.25
9	5023499	2	WASHER, #10 SAE
10	5025270X16	2	SCREW, #10-24 x 2"
11	5021603	4	FUSE, 20A
12	5022805	1	FUSE BLOCK COVER
13	5400067	1	HARNESS ASSEMBLY, Control Panel
14a	5400068	1	HARNESS ASSEMBLY, Main (Domestic & ANSI Models)
14b	5402460	1	HARNESS ASSEMBLY, Main (CE Models)
15	5049973	1	ENGINE HARNESS
16	1724815	1	SOLENOID
17	5023217	2	WASHER, Light Lock, 5/16
18	5023216	2	NUT, Hex Jam, 5/16-24
19a	5100541	1	SWITCH, Seat, Gray, NC (Twist-in)
19b	5100540	1	SWITCH, Seat, Gray, NC (Bolt-in) (Includes Ref No. 20)
20	1960536	2	BOLT, Hex Washer Head PLASTITE, 1/4 X 1/2
21	5022095	2	SWITCH, Plunger, NO/NC
22	5022182	2	SWITCH, Plunger, Snap-In, NO/NC
23	1722009	1	STRAP, BATTERY, 14 LONG, Rubber
24	-	1	BATTERY, Lawn & Garden, 12V (BCIU1, 340 CCA)
25	5023488	1	POSITIVE (+) BATTERY CABLE, 22"
26	5021405	1	POSITIVE (+) BATTERY CABLE, 22"
27	5025010X6	2	BOLT, 1/4-20 x 3/4
28	5025126	4	NUT, 1/4-20 Hex Serrated Flange
29	5021406	1	CABLE, Ground
30	5025154	4	WASHER, 1/4" SAE
31	5025010X5	2	BOLT, 1/4-20 x 5/8

Footnotes

The above parts group applies to the following Mfg. Nos.:

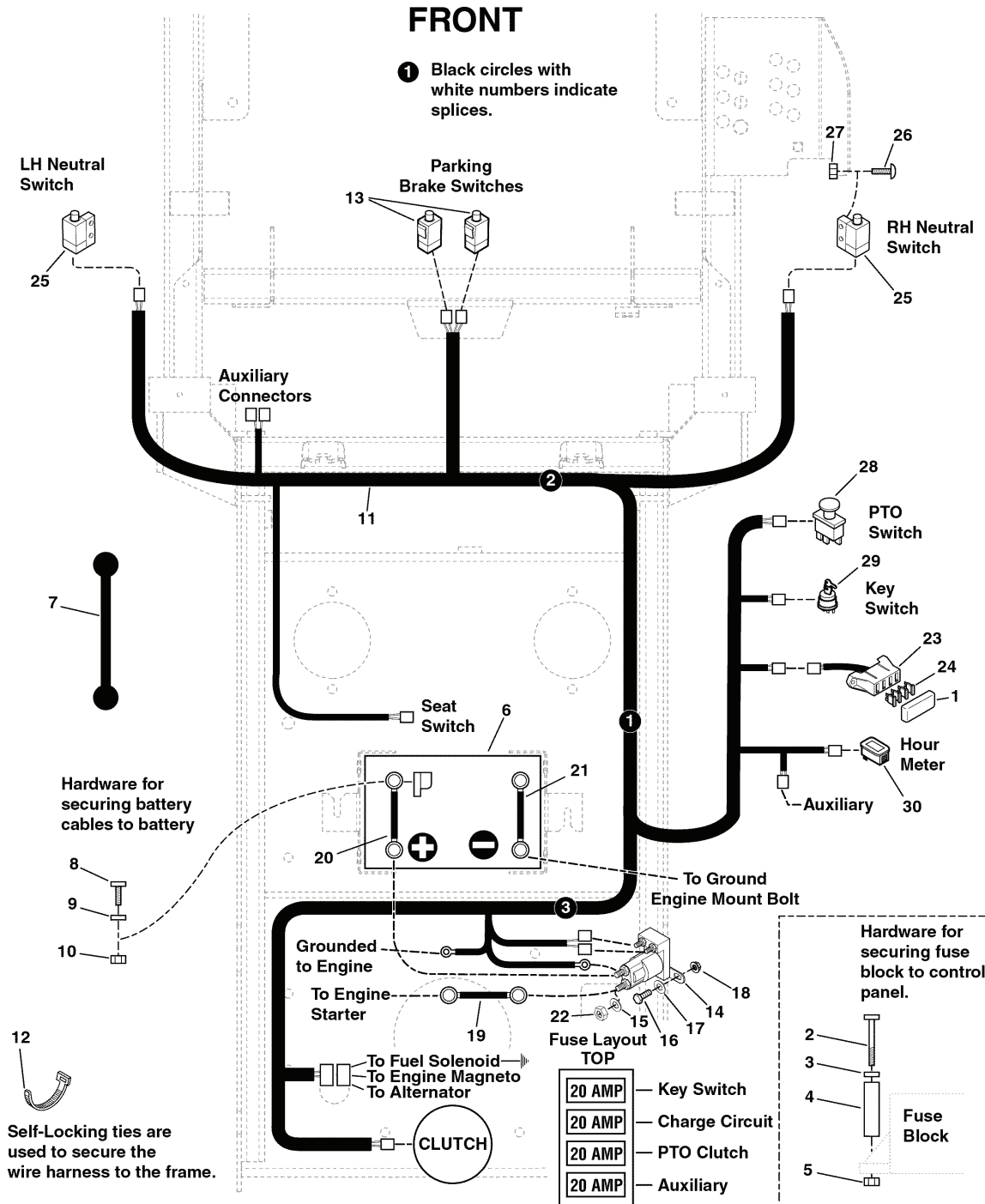
5900575 (IS1500ZKAV1944)

5900578 (IS1500ZKAV1944RDCE)

Electrical Group - Briggs & Stratton

NOTE: Unless noted otherwise, use the standard hardware torque specification chart.

5300782



The above parts group applies to the following Mfg. Nos.:

5900588 (IS1500ZB2648)

5900589 (IS1500ZB2644)

Electrical Group - Briggs & Stratton

REF NO	PART NO.	QTY.	DESCRIPTION
1	5022805	1	COVER, VINYL FUSEBLOCK
2	5025270X16	2	SCREW, #10-24 X 2 ROUND PHILLIPS
3	5023499	2	WASHER, #10 SAE
4	5061763	2	SPACER, .20 X .38 X 1.25
5	5025271	2	NUT, #10-24 HEX NYLON LOCK
6	5020798	1	BATTERY, WET (BCIU1, 340 CCA)
7	1722009	1	STRAP-BLACK RUBB
8	5025010X6	2	BOLT, 1/4-20 X 3/4 GD5 YZ
9	5025154	2	WASHER, 1/4 SAE
10	5025126	2	NUT, 1/4-20 HEX SERR. FLANGE
11	5402460	1	WIRE HARNESS, WARNER - IS500Z
12	5021029	8	TIE, SELF-LOCKING, 12"
13	5022182	2	SWITCH, PLUNGER, NO/NC SNAP-IN
14	1724815	1	SOLENOID-4 POLE 12 VOLT DC (TROMBETTA)
15	5023217	2	WASHER, 5/16 LIGHT LOCK
16	5025010X5	2	BOLT-1/4-20 X 5/8 GD5 YZ
17	5025154	2	WASHER, 1/4 SAE
18	5025126	2	NUT, 1/4-20 HEX SERR. FLANGE
19	5023488	1	BATTERY CABLE, POSITIVE, 22
20	5047136	1	BATTERY CABLE, POSITIVE, 15
21	5044014	1	BATTERY CABLE, NEGATIVE, 10
22	5023216	2	NUT, 5/16-24 JAM
23	5401328	1	WIRE HARNESS, FUSE BLOCK - IS2000
24	5021603	1	FUSE, ATO, 20 AMP (SV)
25	5022095	2	SWITCH, PLUNGER, N.O./N.C.
26	5025179X4	4	SCREW- #10-24 X 1/2 ROUND PHILLIPS
27	5025029	4	NUT, #10-24 HEX
28	5022180	1	SWITCH, BLADE ENGAGEMENT
29	5020927	1	SWITCH, IGNITION, 6 POST
30	5102417	1	HOUR METER

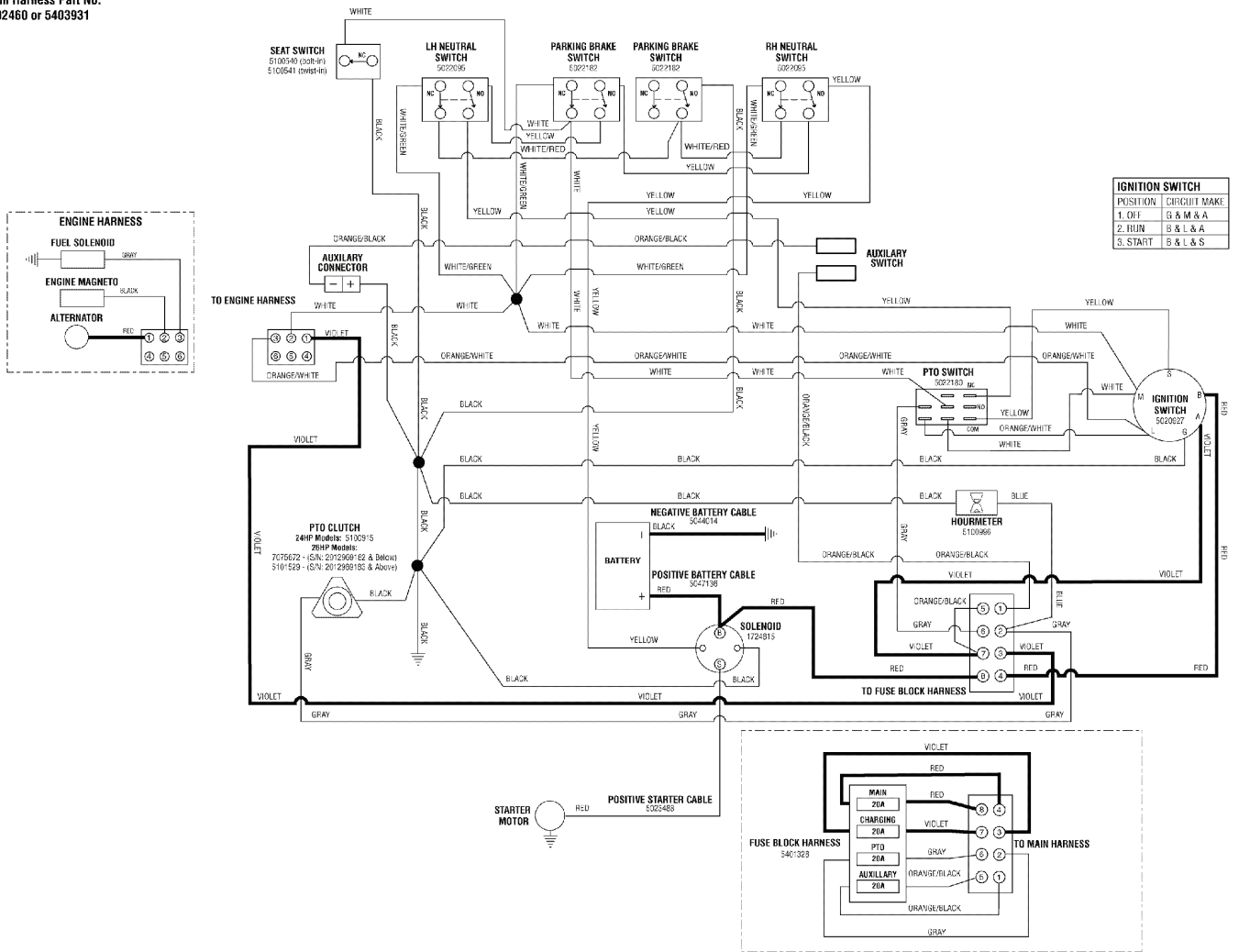
Footnotes

The above parts group applies to the following Mfg. Nos.:

5900588 (IS1500ZB2648)

5900589 (IS1500ZB2644)

Main Harness Part No:
5402460 or 5403931



The above parts group applies to the following Mfg. Nos.:

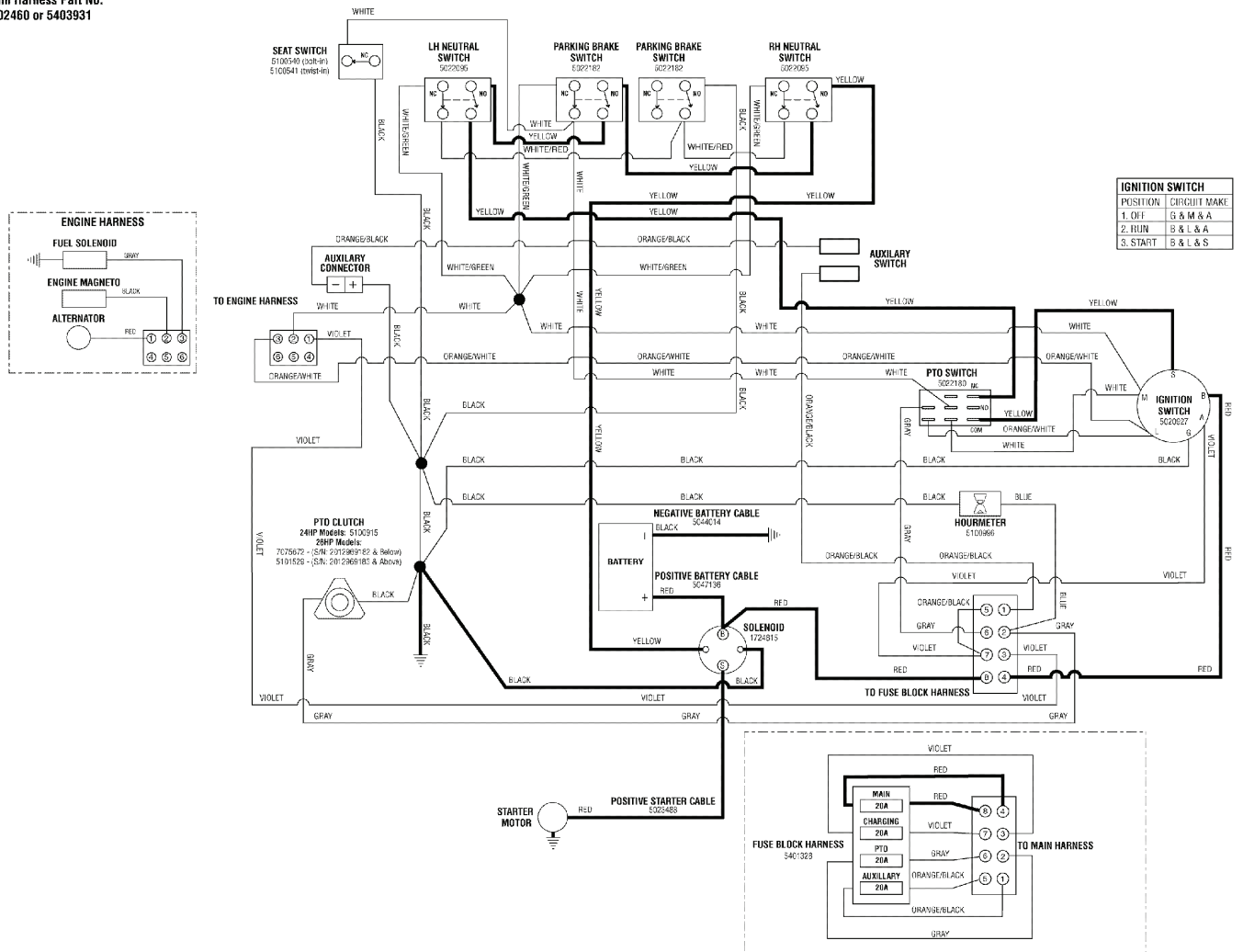
5900588 (IS1500ZB2648)

5900589 (IS1500ZB2644)

Electrical Schematic - Cranking Circuit - Briggs & Stratton

5300782R

Main Harness Part No:
5402460 or 5403931



The above parts group applies to the following Mfg. Nos.:

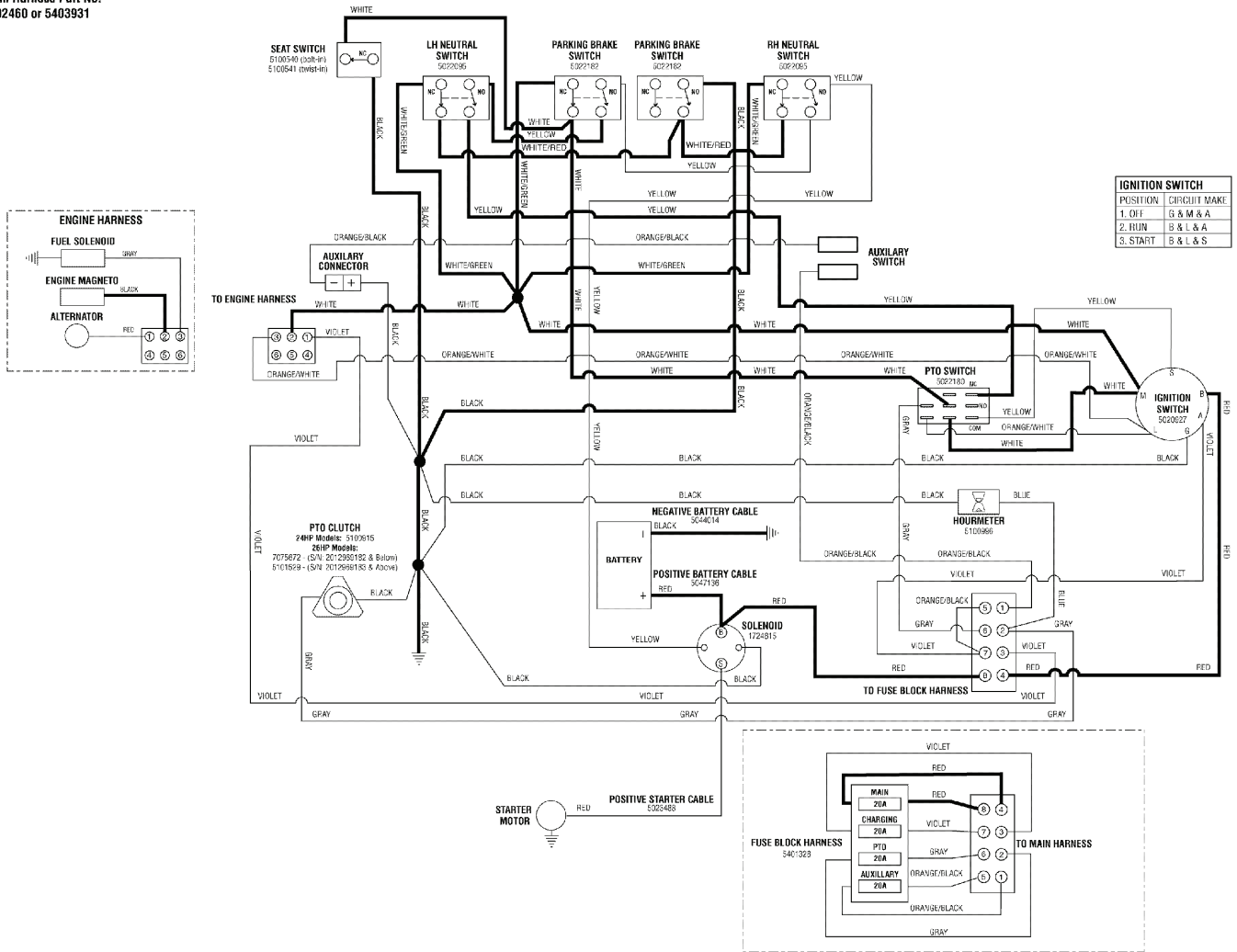
5900588 (IS1500ZB2648)

5900589 (IS1500ZB2644)

Electrical Schematic - Ignition Grounding Circuit/Operator Presence - Briggs & Stratton

5300782I

Main Harness Part No:
5402460 or 5403931



The above parts group applies to the following Mfg. Nos.:

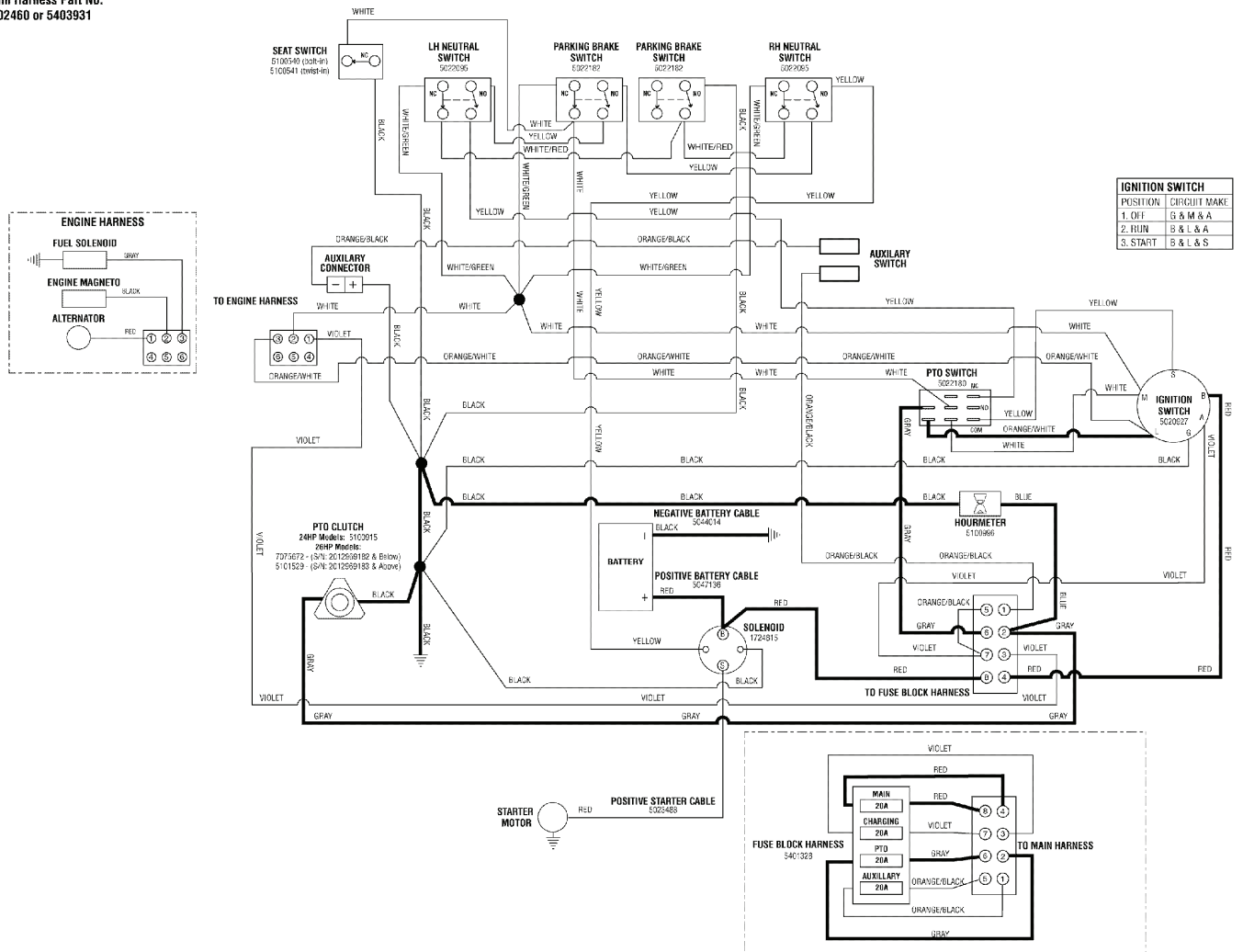
5900588 (IS1500ZB2648)

5900589 (IS1500ZB2644)

Electrical Schematic - PTO Clutch Circuit - Briggs & Stratton

5300782P

Main Harness Part No:
5402460 or 5403931

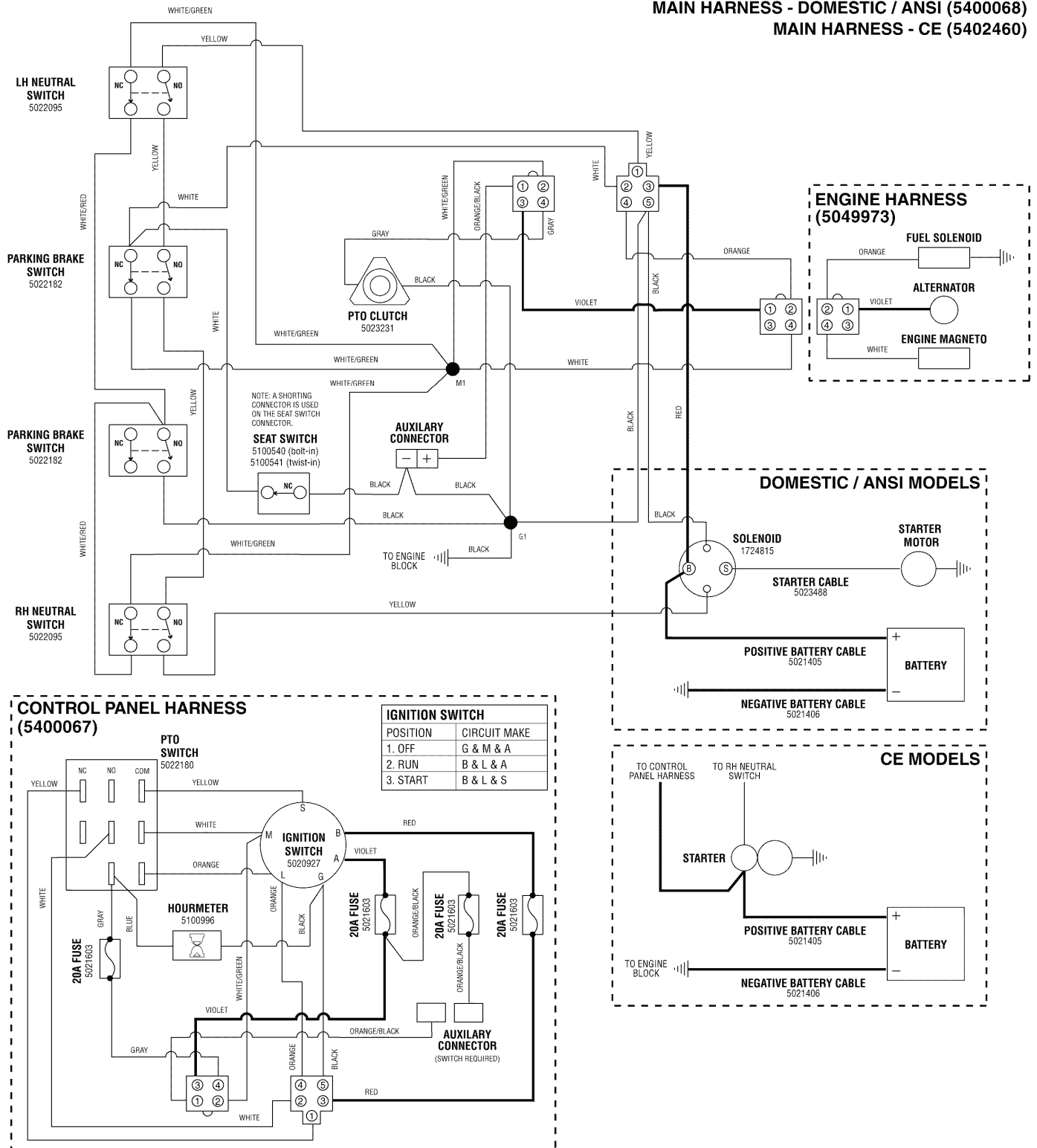


The above parts group applies to the following Mfg. Nos.:

5900588 (IS1500ZB2648)

5900589 (IS1500ZB2644)

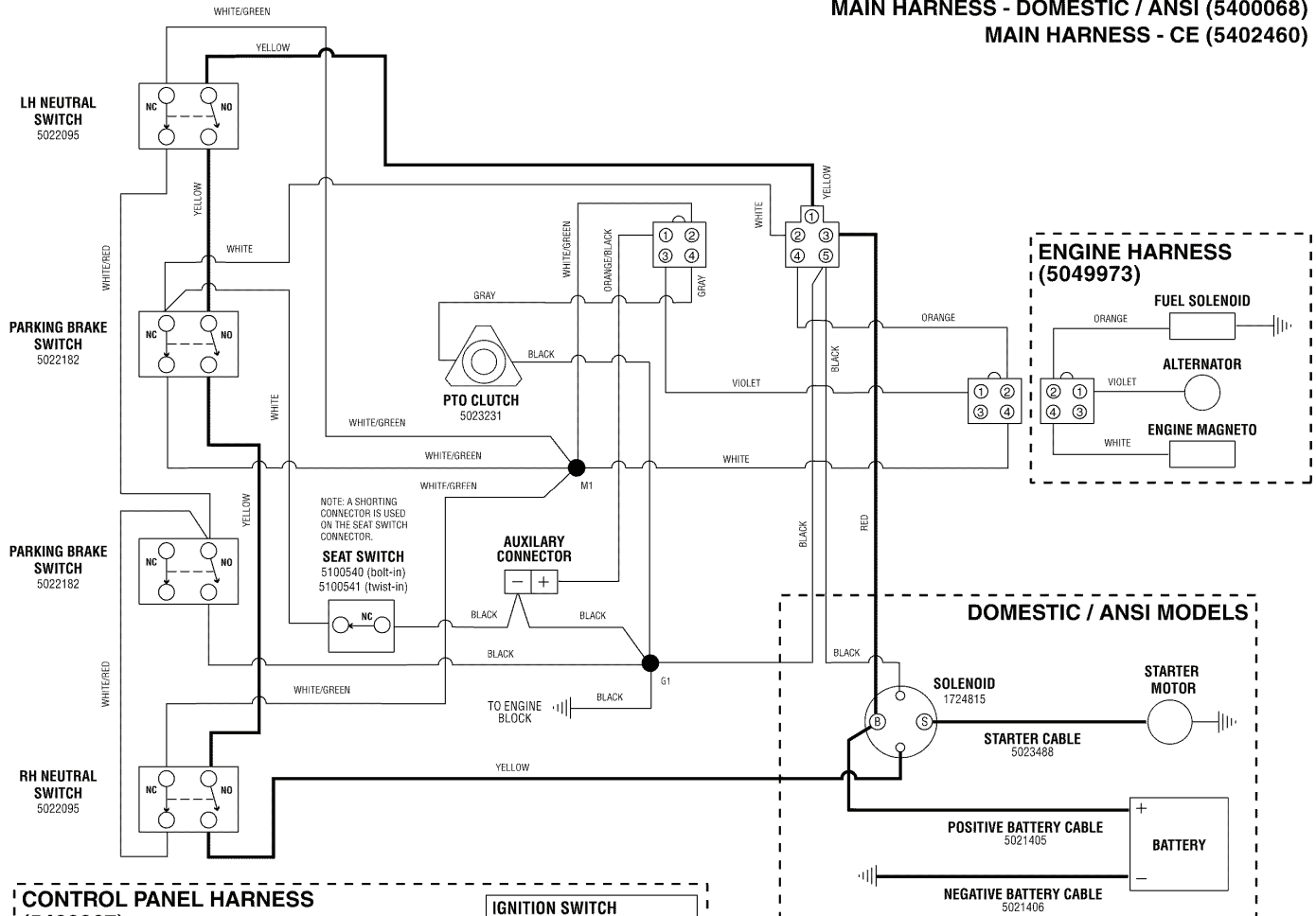
MAIN HARNESS - DOMESTIC / ANSI (5400068)
MAIN HARNESS - CE (5402460)



The above parts group applies to the following Mfg. Nos.:

- 5900575 (IS1500ZKAV1944)
- 5900576 (IS1500ZKAV1948)
- 5900577 (IS1500ZKAV1944CE)
- 5900578 (IS1500ZKAV1944RDCE)
- 5900579 (IS1500ZKAV1948 ANSI EXPORT)
- 5900580 (IS1500ZKAV1944 ANSI EXPORT)

MAIN HARNESS - DOMESTIC / ANSI (5400068)
MAIN HARNESS - CE (5402460)



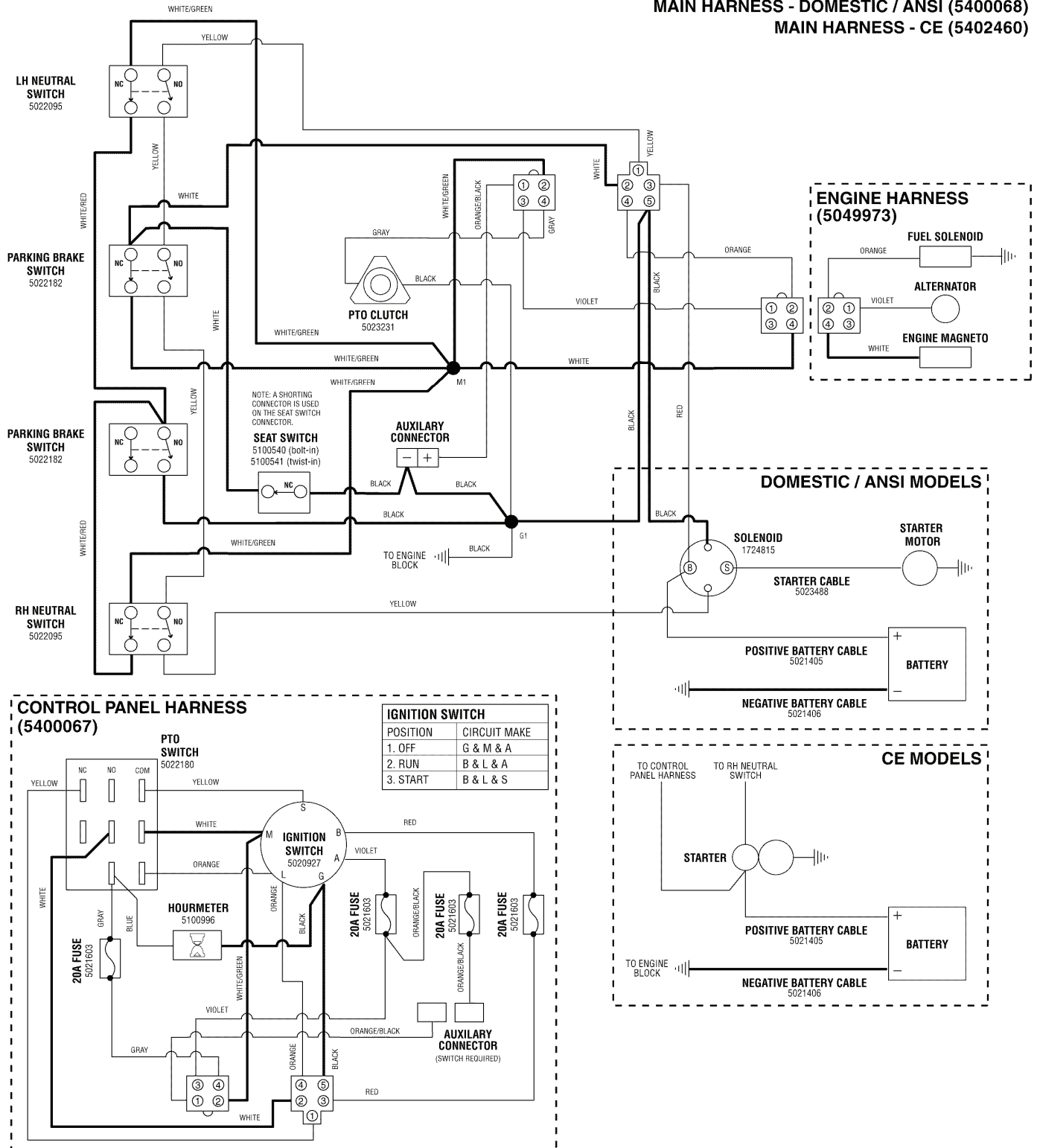
The above parts group applies to the following Mfg. Nos.:

- 5900575 (IS1500ZKAV1944)
- 5900576 (IS1500ZKAV1948)
- 5900577 (IS1500ZKAV1944CE)
- 5900578 (IS1500ZKAV1944RDCE)
- 5900579 (IS1500ZKAV1948 ANSI EXPORT)
- 5900580 (IS1500ZKAV1944 ANSI EXPORT)

Electrical Schematic - Ignition Grounding Circuit/Operator Presence - Kawasaki

5303008I

MAIN HARNESS - DOMESTIC / ANSI (5400068)
MAIN HARNESS - CE (5402460)



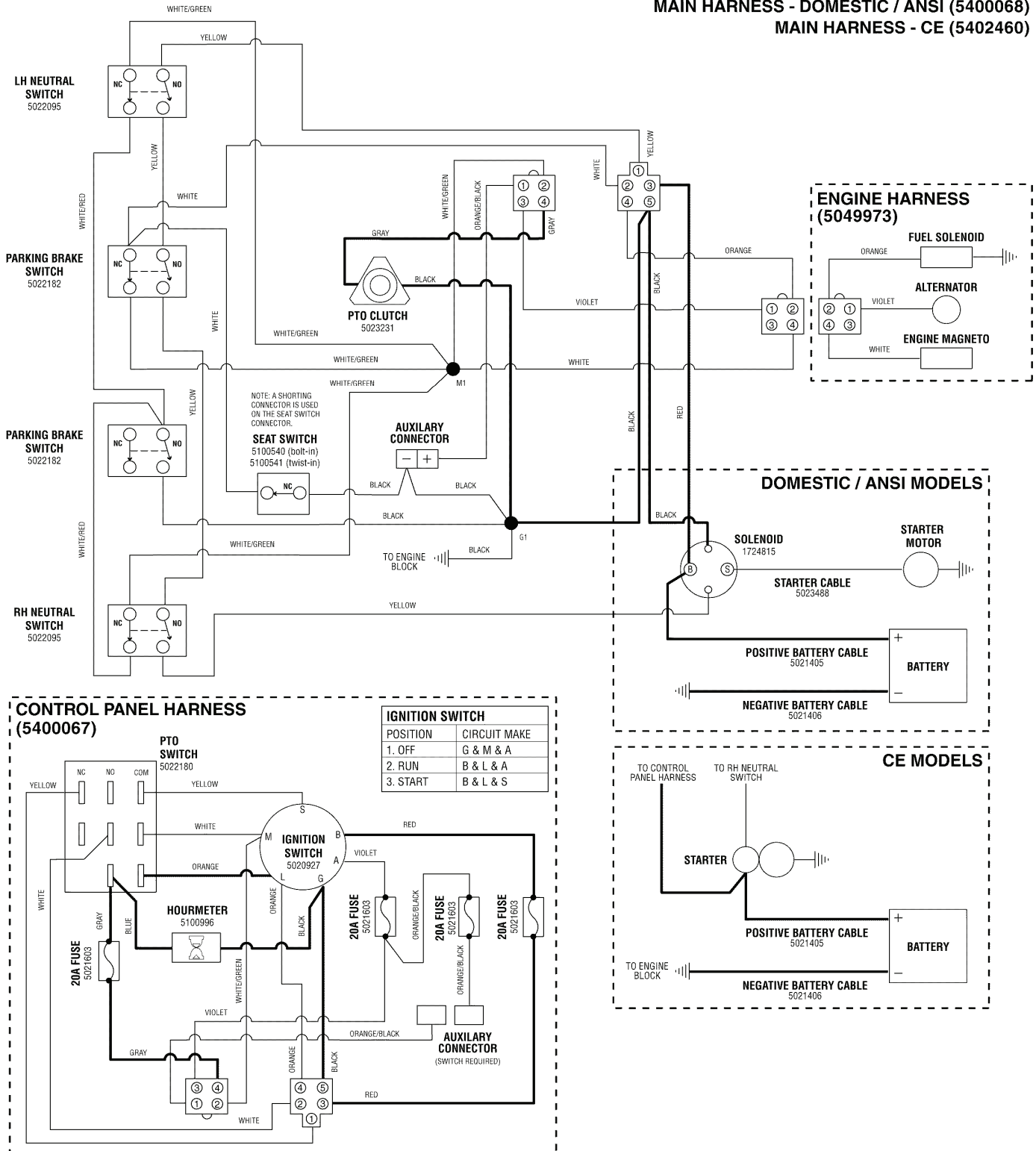
The above parts group applies to the following Mfg. Nos.:

- 5900575 (IS1500ZKAV1944)
- 5900576 (IS1500ZKAV1948)
- 5900577 (IS1500ZKAV1944CE)
- 5900578 (IS1500ZKAV1944RDCE)
- 5900579 (IS1500ZKAV1948 ANSI EXPORT)
- 5900580 (IS1500ZKAV1944 ANSI EXPORT)

Electrical Schematic - PTO Clutch Circuit - Kawasaki

5303008P

MAIN HARNESS - DOMESTIC / ANSI (5400068)
MAIN HARNESS - CE (5402460)



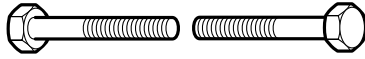
The above parts group applies to the following Mfg. Nos.:

- 5900575 (IS1500ZKAV1944)
- 5900576 (IS1500ZKAV1948)
- 5900577 (IS1500ZKAV1944CE)
- 5900578 (IS1500ZKAV1944RDCE)
- 5900579 (IS1500ZKAV1948 ANSI EXPORT)
- 5900580 (IS1500ZKAV1944 ANSI EXPORT)

Hardware Identification & Torque Specifications

Common Hardware Types

Hex Head Capscrew



Washer



Carriage Bolt



Lockwasher



Hex Nut

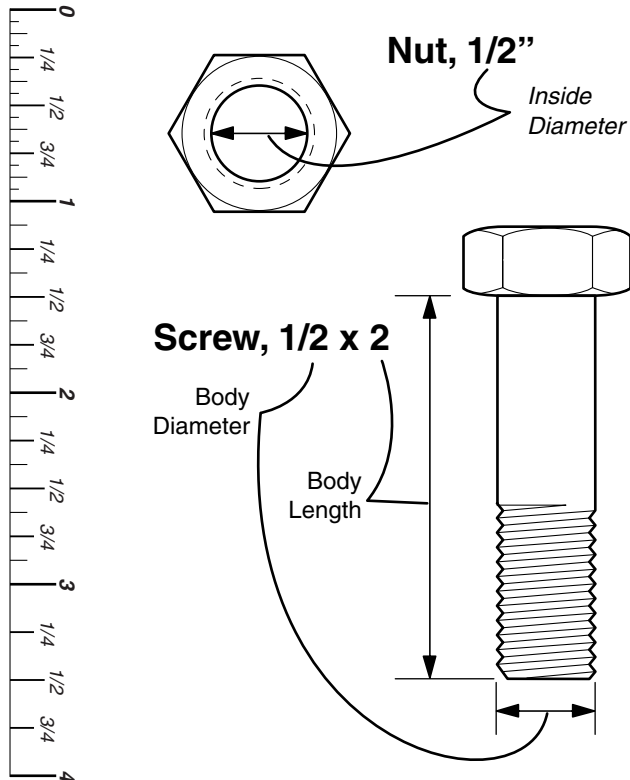


Standard Hardware Sizing

When a washer or nut is identified as $1/2''$, this is the *Nominal size*, meaning the *inside diameter* is $1/2$ inch; if a second number is present it represents the *threads per inch*

When bolt or capscrew is identified as $1/2 - 16 \times 2''$, this means the *Nominal size*, or *body diameter* is $1/2$ inch; the second number represents the *threads per inch* (16 in this example, and the final number is the *body length* of the bolt or screw (in this example 2 inches long).

The guides and ruler furnished below are designed to help you select the appropriate hardware and tools.



Torque Specification Chart

FOR STANDARD MACHINE HARDWARE (Tolerance $\pm 20\%$)

Hardware Grade	No Marks SAE Grade 2		SAE Grade 5		SAE Grade 8	
	in/lbs ft/lbs	Nm.	in/lbs ft/lbs	Nm.	in/lbs ft/lbs	Nm.
8-32	19	2.1	30	3.4	41	4.6
8-36	20	2.3	31	3.5	43	4.9
10-24	27	3.1	43	4.9	60	6.8
10-32	31	3.5	49	5.5	68	7.7
1/4-20	66	7.6	8	10.9	12	16.3
1/4-28	76	8.6	10	13.6	14	19.0
5/16-18	11	15.0	17	23.1	25	34.0
5/16-24	12	16.3	19	25.8	27	34.0
3/8-16	20	27.2	30	40.8	45	61.2
3/8-24	23	31.3	35	47.6	50	68.0
7/16-14	30	40.8	50	68.0	70	95.2
7/16-20	35	47.6	55	74.8	80	108.8
1/2-13	50	68.0	75	102.0	110	149.6
1/2-20	55	74.8	90	122.4	120	163.2
9/16-12	65	88.4	110	149.6	150	204.0
9/16-18	75	102.0	120	163.2	170	231.2
5/8-11	90	122.4	150	204.0	220	299.2
5/8-18	100	136	180	244.8	240	326.4
3/4-10	160	217.6	260	353.6	386	525.0
3/4-16	180	244.8	300	408.0	420	571.2
7/8-9	140	190.4	400	544.0	600	816.0
7/8-14	155	210.8	440	598.4	660	897.6
1-8	220	299.2	580	788.8	900	1,244.0
1-12	240	326.4	640	870.4	1,000	1,360.0


NOTES

- These torque values are to be used for all hardware excluding: locknuts, self-tapping screws, thread forming screws, sheet metal screws and socket head setscrews.
- Recommended seating torque values for locknuts:
 - for prevailing torque locknuts - use 65% of grade 5 torques.
 - for flange whizlock nuts and screws - use 135% of grade 5 torques.
- Unless otherwise noted on assembly drawings, all torque values must meet this specification.

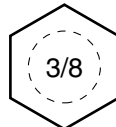
Wrench & Fastener Size Guide




$1/4''$ Bolt or Nut
Wrench— $7/16''$



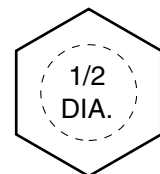
$5/16''$ Bolt or Nut
Wrench— $1/2''$



$3/8''$ Bolt or Nut
Wrench— $9/16''$



$7/16''$ Bolt or Nut
Wrench (Bolt)— $5/8''$
Wrench (Nut)— $11/16''$



$1/2''$ Bolt or Nut
Wrench— $3/4''$

Parts Manual

IS1500Z Series

Zero-Turn Riding Mower

Not for
Reproduction

IT IS THE POLICY OF BRIGGS STRATTON TO IMPROVE ITS PRODUCTS WHENEVER IT IS POSSIBLE AND PRACTICAL TO DO SO. WE RESERVE THE RIGHT TO MAKE CHANGES OR ADD IMPROVEMENTS AT ANY TIME WITHOUT INCURRING ANY OBLIGATION TO MAKE SUCH CHANGES ON PRODUCTS MANUFACTURED

Briggs and Stratton Power Products Group, LLC.

5375 North Main Street
Munnsville, NY 13409 USA
800-933-6175

www.ferrisindustries.com

© Copyright 2012 Briggs and Stratton Corporation
All Rights Reserved. Printed In USA.