



Parts Manual IS4500Z Series Zero-Turn Riding Mowers



Models:	Description:
5900159	35HP Briggs & Stratton w/ 61" Mower Deck (IS4500ZBL3561) (2005)
5900620	35HP Briggs & Stratton (IS4500ZBL35) (2005)
5900720	35HP Briggs & Stratton w/61" Mower Deck & ROPS AUS/NZ (IS4500ZBL3561 AUS/NZ)
5900721	35HP Briggs & Stratton w/ ROPS AUS/NZ (IS4500ZBL35 AUS/NZ)
5901178	35HP Briggs & Stratton w/ ROPS (IS4500ZBL35) (2006)
5901179	35HP Briggs & Stratton w/61" Mower Deck & ROPS (IS4500ZBL3561) (2006)
5900160	28HP Caterpillar Diesel w/ 61" Mower Deck (IS4500ZC28D61) (2005)
5900161	28HP Caterpillar Diesel w/ 61" Mower Deck - Export (IS4500ZC28D61CE) (2005)
5900626	28HP Caterpillar Diesel w/ 61" Side Discharge Mower Deck & ROPS - Export (IS4500ZC28D61SDCE) (2006)
5900719	28HP Caterpillar Diesel w/ 61" Mower Deck & ROPS AUS/NZ (IS4500ZC28D61 AUS/NZ)
5901180	28HP Caterpillar Diesel w/61" Mower Deck & ROPS (IS4500ZC28D61) (2006)
5901181	28HP Caterpillar Diesel w/ 61" Mower Deck & ROPS - Export (IS4500ZC28D61CE) (2006)
5900621	72" Mower Deck (4500/72) (2006)
5900722	72" Side Discharge Mower Deck AUS/NZ (4500/72 AUS/NZ)

Briggs and Stratton Yard Power Products Group

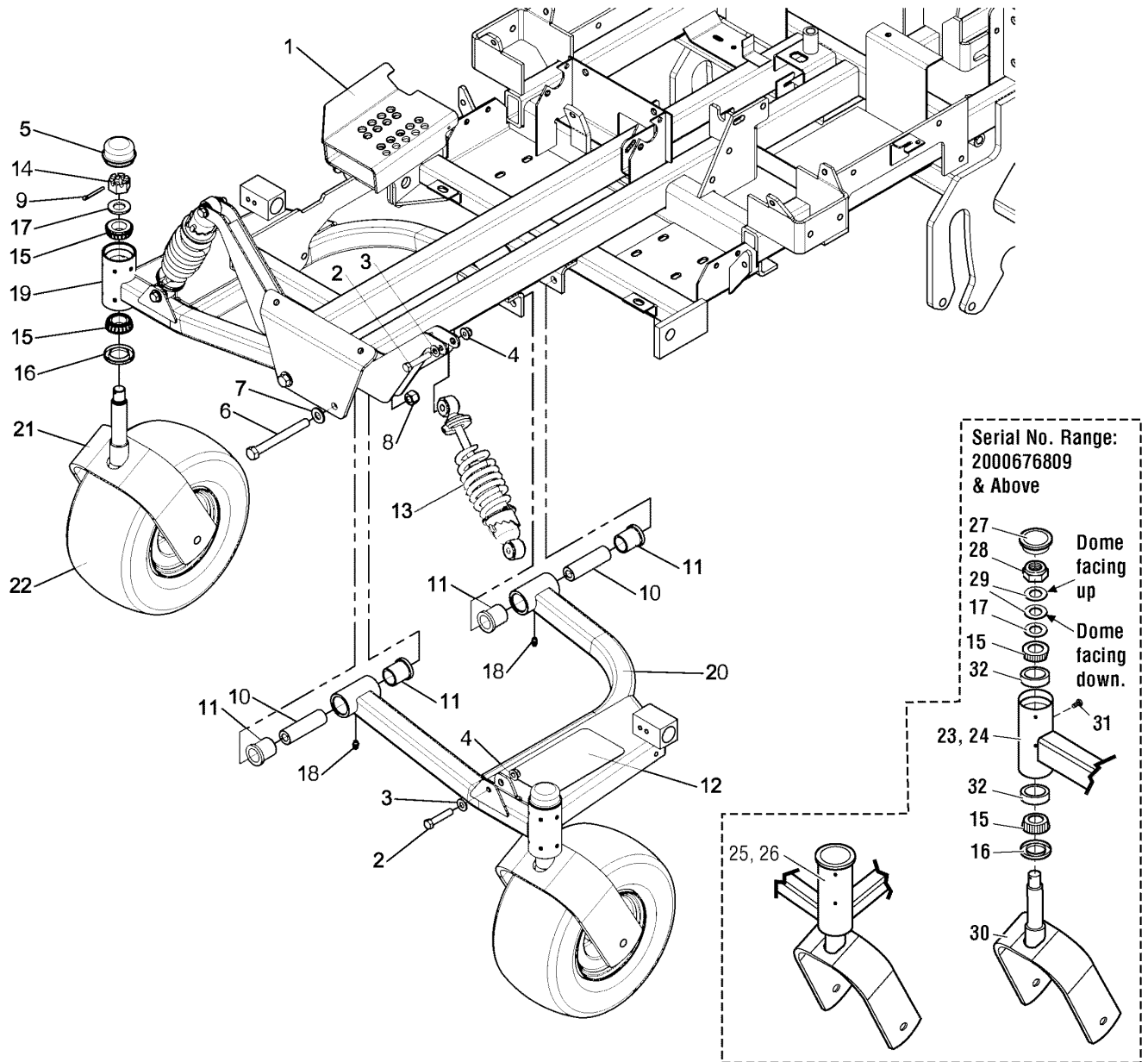
5375 North Main Street
Munnsville, NY 13409 USA
800-933-6175

5100250
Revision BA
Rev. Date: 9/2008
TP 400-7176-BA-45-F

MODEL COMPONENTS	PAGE
Main Frame & Front Suspension Group	4
Hood, Bumper & Radiator Shroud Group - Diesel (S/N: 2000581118 & Below)	6
Hood, Bumper & Radiator Shroud Group - Gas	10
Seat, Mount & Floor Group	14
Roll Bar & Seat Belt Group	16
Seat Compartment Group	18
Fuel Supply Hose & Tank Replacement Parts Group - Diesel	20
Fuel Supply Hose & Tank Replacement Parts Group - Gas	22
Fuel Tank & Mount Group	24
Instrument & Control Panel Group - Diesel	26
Instrument & Control Panel Group - Gas	28
Engine & Radiator Accessories Group - Diesel	30
Engine, Radiator & Mount Group - Gas	34
Engine, Radiator & Mount Group - Diesel	38
PTO Clutch & Anchor Group	40
Pump Mount & Drive Group	42
Motion Control Group	46
Hydraulic Group - Diesel	50
Hydraulic Group - Gas	52
Parking Brake Group	54
Rear Suspension Group	58
Deck Lift Group (S/N: 2000729893 & Below)	60
Deck Lift Group (S/N: 2000729894 & Above)	64
Hood & Shield Group - (CE S/N: 2000375034 & Above; All Diesel S/N: 2000581119 & Above)	68
Wheel & Tire Group	70
Decals - Brand & Model (Early Models)	72
Decals - Brand & Model (Later Models)	74
Decals - Safety & Operation - Diesel (Later Models)	76
Decals - Safety & Operation - Gas (Later Models)	78
Decals - Safety & Operation - Diesel (Early Models)	80
Decals - Safety & Operation - Export (Early Models)	82
Decals - Safety & Operation - Export (Later Models)	84
Decals - Safety & Operation - Gas (Early Models)	86
61" & 72" Mower Deck - Hanger Chains & Rear Mount Rollers	88
61" Mower Deck - Housing, Covers, Spindles & Blades	90
61" Side Discharge Mower Deck (Export) - Housing, Covers, Spindles & Blades	92
61" Mower Deck - Housing, Covers, Spindles & Blades - Rear Discharge	94
61" & 72" Mower Deck - Pulleys, Belts & Idler Arm	96
61" Mower Deck - Rear Deflector	100
61" & 72" Mower Deck - Casters & Rollers - Side Discharge	102
61" Mower Deck - Casters & Rollers - Rear Discharge	104
72" Mower Deck - Housing, Covers, Spindles & Blades	106
Electrical Schematics - Diesel (2000237258 & Below)	108-113
Electrical Schematics - Gas (2000237258 & Below)	114-119
Electrical Schematics - Gas (2000237259 - 2000411512)	120-123
Electrical Schematics - Diesel (2000237259 & Above)	124-127
Electrical Schematics - Gas (2000411513 & Above)	128-131
Torque Specification Chart	Inside Back Cover

Main Frame & Front Suspension Group

NOTE: Unless noted otherwise, use the standard hardware torque specification chart.



The above parts group applies to the following Mfg. Nos.:

- | | |
|--------------------------------|------------------------------------|
| 5900721 (IS4500ZBL35 AUS/NZ) | 5900161 (IS4500ZC28D61CE) (2005) |
| 5901178 (IS4500ZBL35) (2006) | 5900626 (IS4500ZC28D61SDCE) (2006) |
| 5900719 (IS4500ZC28D61 AUS/NZ) | 5900620 (IS4500ZBL35) (2005) |
| 5901180 (IS4500ZC28D61) (2006) | 5901181 (IS4500ZC28D61CE) (2006) |
| 5900159 (IS4500ZBL3561) (2005) | 5900160 (IS4500ZC28D61) (2005) |
| 5901179 (IS4500ZBL3561) (2006) | 5900720 (IS4500ZBL3561 AUS/NZ) |

Main Frame & Front Suspension Group

REF NO.	PART NO.	QTY.	DESCRIPTION
1	5049538B	1	WELD, MAIN FRAME IS4500
2	5025013X16	4	BOLT, 3/8-16 X 2" GD5 YZ
3	5025156	4	WASHER, 3/8" SAE
4	5025394	4	NUT, 3/8-16 HEX NYLOCK FLANGE
5	5021073	2	CAP, DUST
6	5025017X40	4	BOLT, 1/2-13 X 5" GD5 YZ
7	5025158	4	WASHER, 1/2" SAE
8	5025056	4	NUT, 1/2-13 HEX NYLON LOCK
9	5025203X10	2	PIN, COTTER, 1/8" X 1-1/4
10	5045022	4	SPACER, .52 X 1.00 X 3.50
11	5021541	8	BUSHING, FLANGE
12	5101004	1	SAFETY WALK, 4.00 X 7.50
13	5023383	2	SHOCK, FRONT, IS4500
14	5025104	2	NUT, 3/4-16 HEX SLOTTED
15	5020884	4	BEARING, TAPERED ROLLER, 1"
16	5021072	2	GREASE SEAL
17	5025160	2	WASHER, 3/4" SAE
18	5020095	4	GREASE FITTING, 1/4-28 STRAIGHT
19	5049546B	1	WELD, CONTROL ARM, RH - 61" MODELS (61" models only.)
19	5401001B	1	WELD, CONTROL ARM, RH - 72" MODELS (72" models only.)
20	5049547B	1	WELD, CONTROL ARM, LH - 61" MODELS (61" models only.)
20	5401000B	1	WELD, CONTROL ARM, LH - 72" MODELS (72" models only.)
21	5045769B	2	WELD, CASTER YOKE
22	-	2	TIRE ASSEMBLY (See Wheel & Tire Group)
23	5402218B	1	WELD, CONTROL ARM - RH - RED (61" MODELS) (Serial No.: 2000676809 & Above)
24	5402210B	1	WELD, CONTROL ARM - RH - RED (72" MODELS) (Serial No.: 2000676809 & Above)
25	5402219B	1	WELD, CONTROL ARM - LH - RED (61" MODELS) (Serial No.: 2000676809 & Above)
26	5402211B	1	WELD, CONTROL ARM - LH - RED (72" MODELS) (Serial No.: 2000676809 & Above)
27	5100882	2	CAP, CASTER SPINDLE, LOW PROFILE (Serial No.: 2000676809 & Above)
28	5025448	2	NUT, 3/4-16 HEX JAM NYLON LOCK (Serial No.: 2000676809 & Above)
29	5025449	4	BELLEVILLE WASHER 1.500 X .755 (Serial No.: 2000676809 & Above)
30	5402207B	2	WELD, CASTER YOKE - RED (Serial No.: 2000676809 & Above)
31	5025457	2	BOLT, 1/4-28 X 1/2, GD5 YZ (Serial No.: 2000676809 & Above)
32	5020883	4	BEARING CUP (Serial No.: 2000676809 & Above)

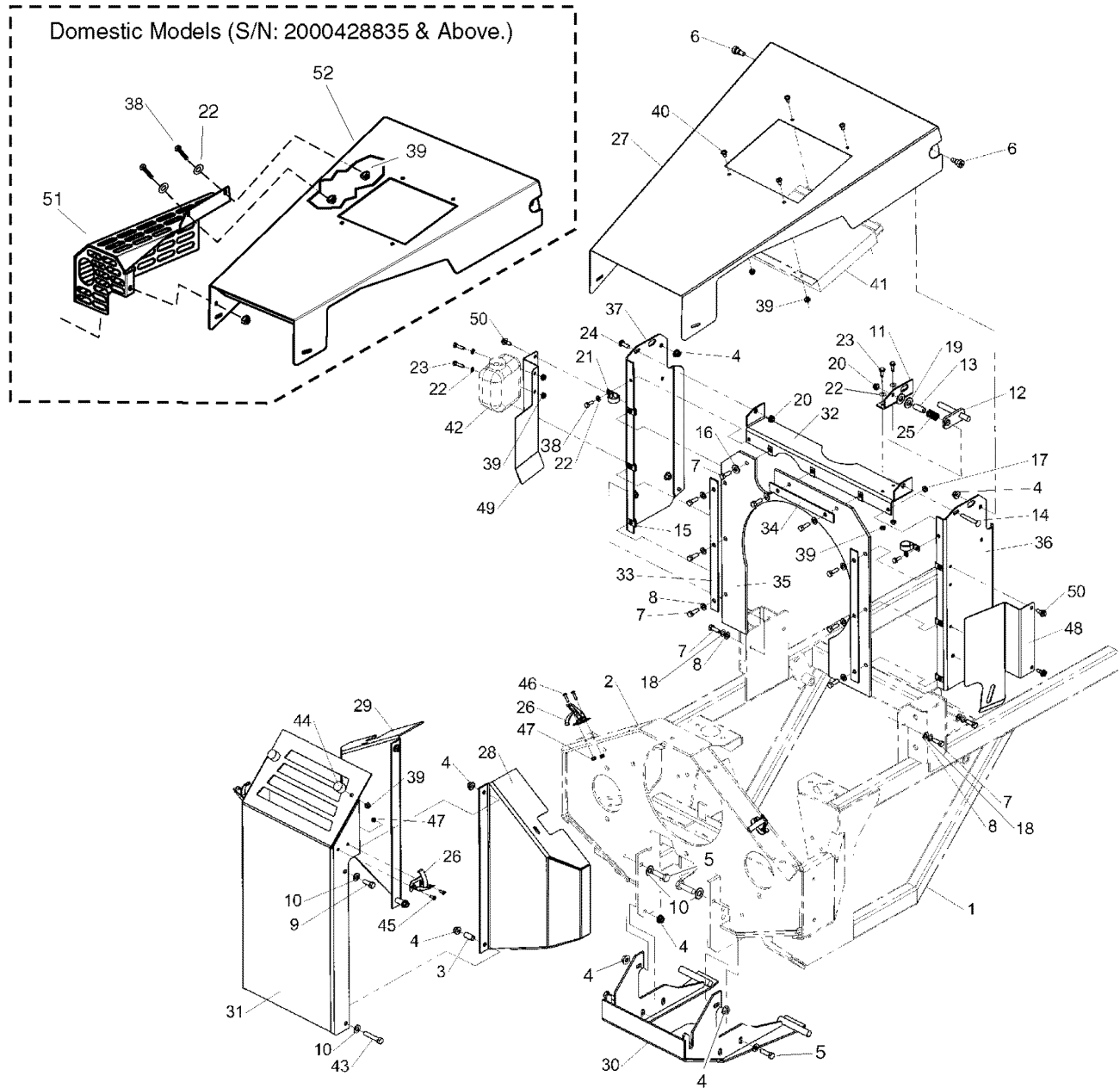
Footnotes

The above parts group applies to the following Mfg. Nos.:

5900721 (IS4500ZBL35 AUS/NZ)	5900161 (IS4500ZC28D61CE) (2005)
5901178 (IS4500ZBL35) (2006)	5900626 (IS4500ZC28D61SDCE) (2006)
5900719 (IS4500ZC28D61 AUS/NZ)	5900620 (IS4500ZBL35) (2005)
5901180 (IS4500ZC28D61) (2006)	5901181 (IS4500ZC28D61CE) (2006)
5900159 (IS4500ZBL3561) (2005)	5900160 (IS4500ZC28D61) (2005)
5901179 (IS4500ZBL3561) (2006)	5900720 (IS4500ZBL3561 AUS/NZ)

Hood, Bumper & Radiator Shroud Group - Diesel (S/N: 2000581118 & Below)

NOTE: Unless noted otherwise,
use the standard hardware torque
specification chart.



The above parts group applies to the following Mfg. Nos.:

5901181 (IS4500ZC28D61CE) (2006)

5900160 (IS4500ZC28D61) (2005)

5900626 (IS4500ZC28D61SDCE) (2006)

5900161 (IS4500ZC28D61CE) (2005)

5901180 (IS4500ZC28D61) (2006)

Hood, Bumper & Radiator Shroud Group - Diesel (S/N: 2000581118 & Below)

REF NO.	PART NO.	QTY.	DESCRIPTION
1	-	-	MAIN FRAME (See Main Frame & Front Suspension Group)
2	-	-	PUMP PLATE (See Pump Mount & Drive Group)
3	5044959	2	SPACER, .38 X .50 X 1.00
4	5025394	10	NUT, 3/8-16 HEX NYLOCK FLANGE
5	5025013X10	4	BOLT, 3/8-16 X 1-1/4" GD5
6	5025356	2	BOLT, 3/8-16 X 3/8", 1/2" SHOULDER
7	5025011X8	13	BOLT, 5/16-18 X 1" GD5 YZ
8	5025155	12	WASHER, 5/16" SAE
9	5025013X8	2	BOLT, 3/8-16 X 1" GD5 YZ
10	5025156	8	WASHER 3/8" SAE
11	5061799B	1	PLATE, HOOD SUPPORT, HOLDER
12	5061800B	1	WELD, HOOD LATCH
13	5101505	1	SPACER, .38 X .50 X 1.25, PM, YZ
14	5025414	1	BOLT, 5/16-18 X 2-1/4", CARRIAGE
15	5022308	9	BODY CLIP, 5/16-18 X 1/2" DEEP
16	5044617	1	WASHER, .34 X 1.25 X 10 GA
17	5025126	4	NUT, 1/4-20 HEX SERR. FLANGE
18	5025170	4	WASHER, 5/16" LOCK
19	5025158	2	WASHER, 1/2" SAE
20	5025392	2	NUT, 5/16-18 HEX NYLOCK FLANGE
21	5025430	2	CLAMP, 5/16 DOUBLE, WIRE & TUBE
22	5025154	7	WASHER, 1/4" SAE
23	5025010X6	2	BOLT, 1/4-20 X 3/4" GD5 YZ
24	5025145X6	1	BOLT, 5/16-18 X 3/4", CARRIAGE
25	5061833	1	SPRING, HOOD LATCH
26	5023305	4	LATCH, HOOD
27	5061180B	1	HOOD (Fits Domestic models S/N: 2000428834 & below, and Export models S/N: 2000375033 & Below)
28	5049786B	1	WELD, BUMPER SIDE RH
29	5049785B	1	WELD, BUMPER SIDE LH
30	5049620B	1	WELD, SKID PLATE
31	5049787B	1	WELD, BUMPER CENTER
32	5061184B	1	BRACE, SHROUD
33	5061268B	2	BAR, RUBBER SUPPORT SIDE
34	5061269B	1	BAR, RUBBER SUPPORT TOP
35	5061267	1	SHROUD, RUBBER
36	5400626B	1	SHROUD UPRIGHT, RH
37	5400627B	1	SHROUD UPRIGHT, LH
38	5025010X5	4	BOLT, 1/4-20 X 5/8", GD5
38	5050853X7	1	BLACK BODY MOLDING, 7" (not shown)
39	5025391	11	NUT, 1/4-20 HEX NYLOCK FLANGE
39	5050853X11	2	BLACK BODY MOLDING, 11" (not shown)
40	5025299X4	4	SCREW, 1/4-20 X 1/2" ALLEN BH (Domestic models)
40	5050853X18P5	1	BLACK BODY MOLDING, 18.5" (not shown)

Footnotes

The above parts group applies to the following Mfg. Nos.:

5901181 (IS4500ZC28D61CE) (2006)

5900160 (IS4500ZC28D61) (2005)

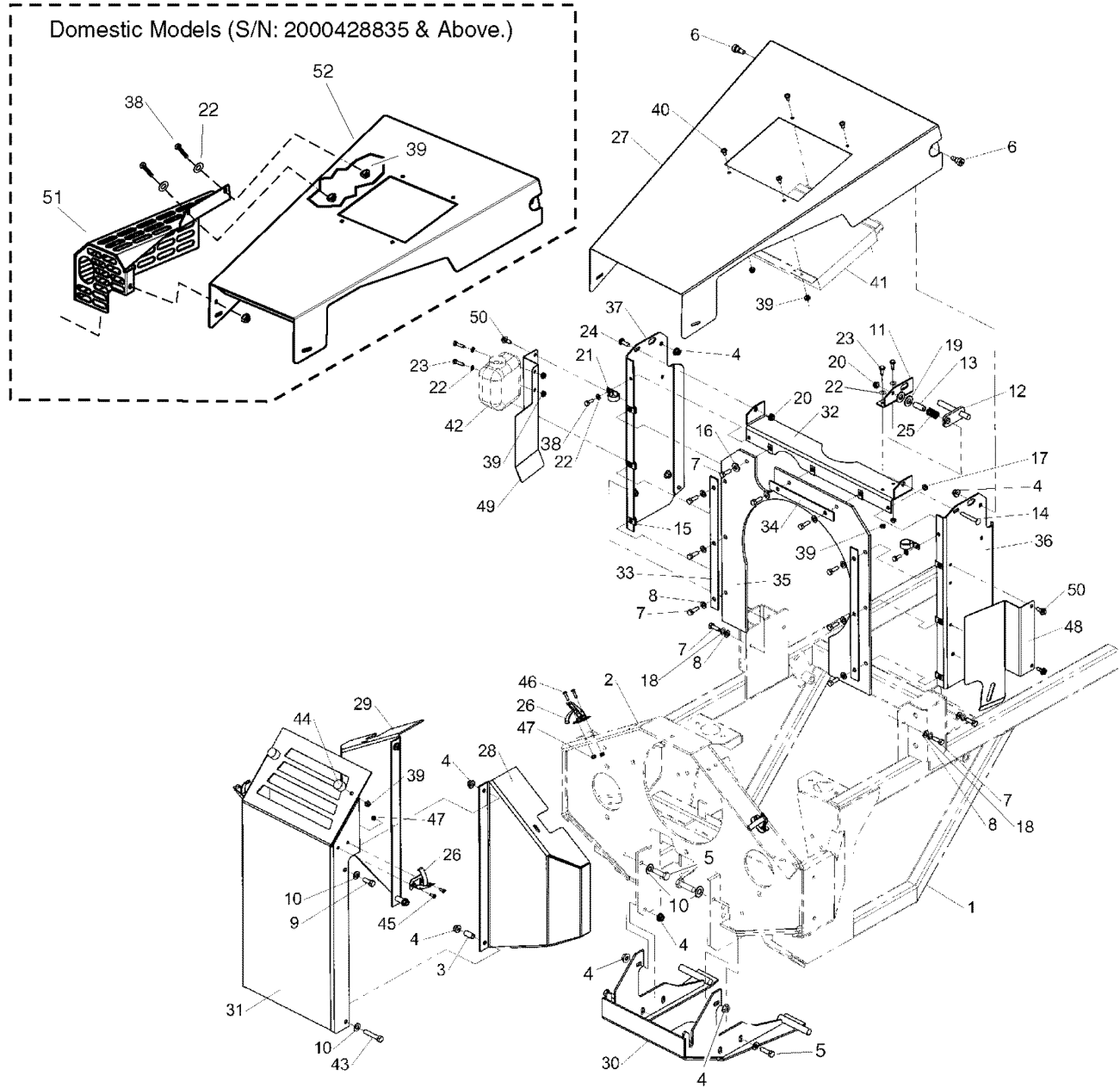
5900626 (IS4500ZC28D61SDCE) (2006)

5900161 (IS4500ZC28D61CE) (2005)

5901180 (IS4500ZC28D61) (2006)

Hood, Bumper & Radiator Shroud Group - Diesel (S/N: 2000581118 & Below)

NOTE: Unless noted otherwise,
use the standard hardware torque
specification chart.



The above parts group applies to the following Mfg. Nos.:

5901181 (IS4500ZC28D61CE) (2006)

5900160 (IS4500ZC28D61) (2005)

5900626 (IS4500ZC28D61SDCE) (2006)

5900161 (IS4500ZC28D61CE) (2005)

5901180 (IS4500ZC28D61) (2006)

Hood, Bumper & Radiator Shroud Group - Diesel (S/N: 2000581118 & Below)

REF NO.	PART NO.	QTY.	DESCRIPTION
41	-	-	OIL COOLER (See Hydraulic Group)
42	-	-	EXPANSION TANK (See Engine & Radiator Service Parts Group)
43	5025013X16	2	BOLT, 3/8-16 X 2"
44	45022673	2	BUMPER, RUBBER 1/4-20
45	5025179X4	4	SCREW, #10-24 x 1/2"
46	5025179X6	4	SCREW, #10-24 X 3/4"
47	5025271	8	NUT, #10-24 Hex Nylon Lock
48	5061836B	1	GUARD, FAN, RH - RED
49	5061837B	1	GUARD, FAN, LH - RED
50	5025059X6	4	BOLT, 5/16-18 X 3/4", SELF-TAPPING
51	5401692B	1	WELD, MUFFLER GUARD, IS4500Z -RED (Domestic models S/N: 2000428835 & Above.)
52	5401701B	1	WELD, HOOD, IS4500Z - RED (Domestic models S/N: 2000428835 & Above.)

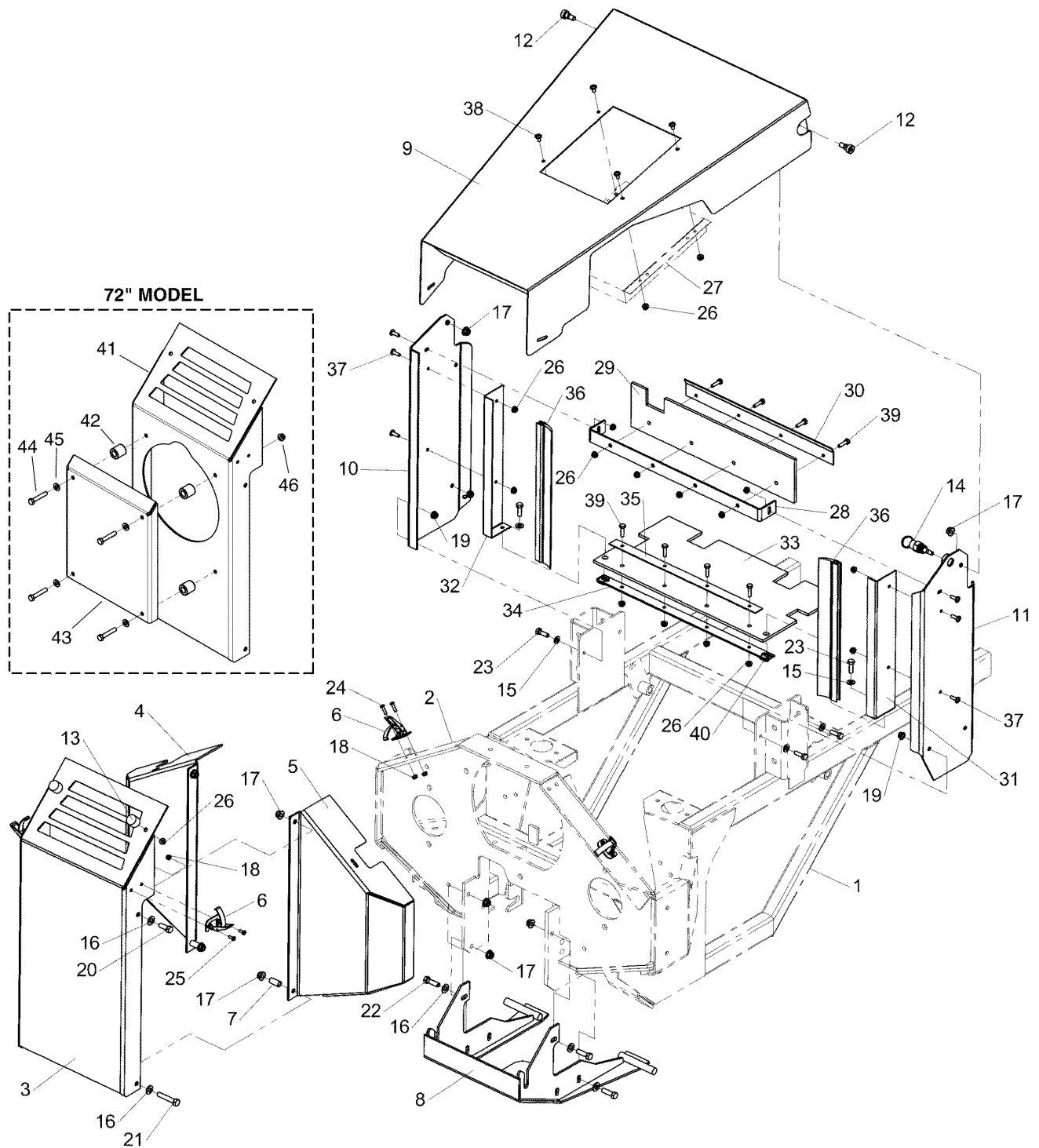
Footnotes

The above parts group applies to the following Mfg. Nos.:

5901181 (IS4500ZC28D61CE) (2006)
5900160 (IS4500ZC28D61) (2005)
5900626 (IS4500ZC28D61SDCE) (2006)
5900161 (IS4500ZC28D61CE) (2005)
5901180 (IS4500ZC28D61) (2006)

Hood, Bumper & Radiator Shroud Group - Gas

NOTE: Unless noted otherwise,
use the standard hardware torque
specification chart.



The above parts group applies to the following Mfg. Nos.:

- 5900620 (IS4500ZBL35) (2005)
- 5900720 (IS4500ZBL3561 AUS/NZ)
- 5900159 (IS4500ZBL3561) (2005)
- 5901179 (IS4500ZBL3561) (2006)
- 5900721 (IS4500ZBL35 AUS/NZ)
- 5901178 (IS4500ZBL35) (2006)

Hood, Bumper & Radiator Shroud Group - Gas

REF NO.	PART NO.	QTY.	DESCRIPTION
1	-	-	MAIN FRAME (See Main Frame & Front Suspension Group)
2	-	-	PUMP PLATE (See Pump Mount & Drive Group)
3	5049787B	1	BUMPER, CENTER
4	5049785B	1	BUMPER SIDE, LH
5	5049786B	1	BUMPER SIDE, RH
6	5023305	4	HOOD LATCH
7	5044959	2	SPACER, .38 X .50 X 1.00
8	5049620B	1	SKID PLATE
9	5400045B	1	HOOD
10	5061631B	1	SHROUD UPRIGHT, LH
11	5400180B	1	SHROUD UPRIGHT, RH
12	5025356	2	SHOULDER BOLT, 1/2" X 3/8"
13	5022673	2	RUBBER BUMPER
14	5100010	1	LATCH PIN
15	5025155	6	WASHER, 5/16" SAE
16	5025156	8	WASHER 3/8" SAE
17	5025394	10	NUT, 3/8-16 Hex Nylock Flange
18	5025271	8	NUT, #10-24 Hex Nylon Lock
19	5025392	4	NUT, 5/16-18 Hex Nylock Flange
20	5025013X8	2	BOLT, 3/8-16 X 1"
21	5025013X16	2	BOLT, 3/8-16 X 2"
22	5025013X10	4	BOLT, 3/8-16 X 1-1/4"
23	5025011X8	6	BOLT, 5/16-18 X 1"
24	5025179X6	4	SCREW, #10-24 X 3/4"
25	5025179X4	4	SCREW, #10-24 x 1/2"
26	5025391	20	NUT, 1/4-20 Hex Nylock Flange
27	-	-	OIL COOLER (See Hydraulic Group)
28	5400262B	1	BAR, HOOD SUPPORT
29	5400263	1	RUBBER, RADIATOR FLAP
30	5400264B	1	BAR, SUPPORT RADIATOR FLAP
31	5400265B	1	SUPPORT, SCREEN RH
32	5400266B	1	SUPPORT, SCREEN LH
33	5400267	1	RUBBER, FLAP BOTTOM
34	5400268B	1	BAR, RUBBER SUPPORT BOTTOM
35	5400269B	1	SUPPORT, RUBBER
36	5050926X14P38	2	WIPER SEAL, 14-3/8"
37	5025299X6	6	SCREW, Allen Head, 1/4-20 x 3/4
38	5025299X4	4	SCREW, Allen Head, 1/4-20 x 1/2
39	5025010X8	8	BOLT, 1/4-20 X 1"
40	5022308	2	BODY CLIP, 5/16-18
41	5401362B	1	BUMPER, CENTER (72" model only)

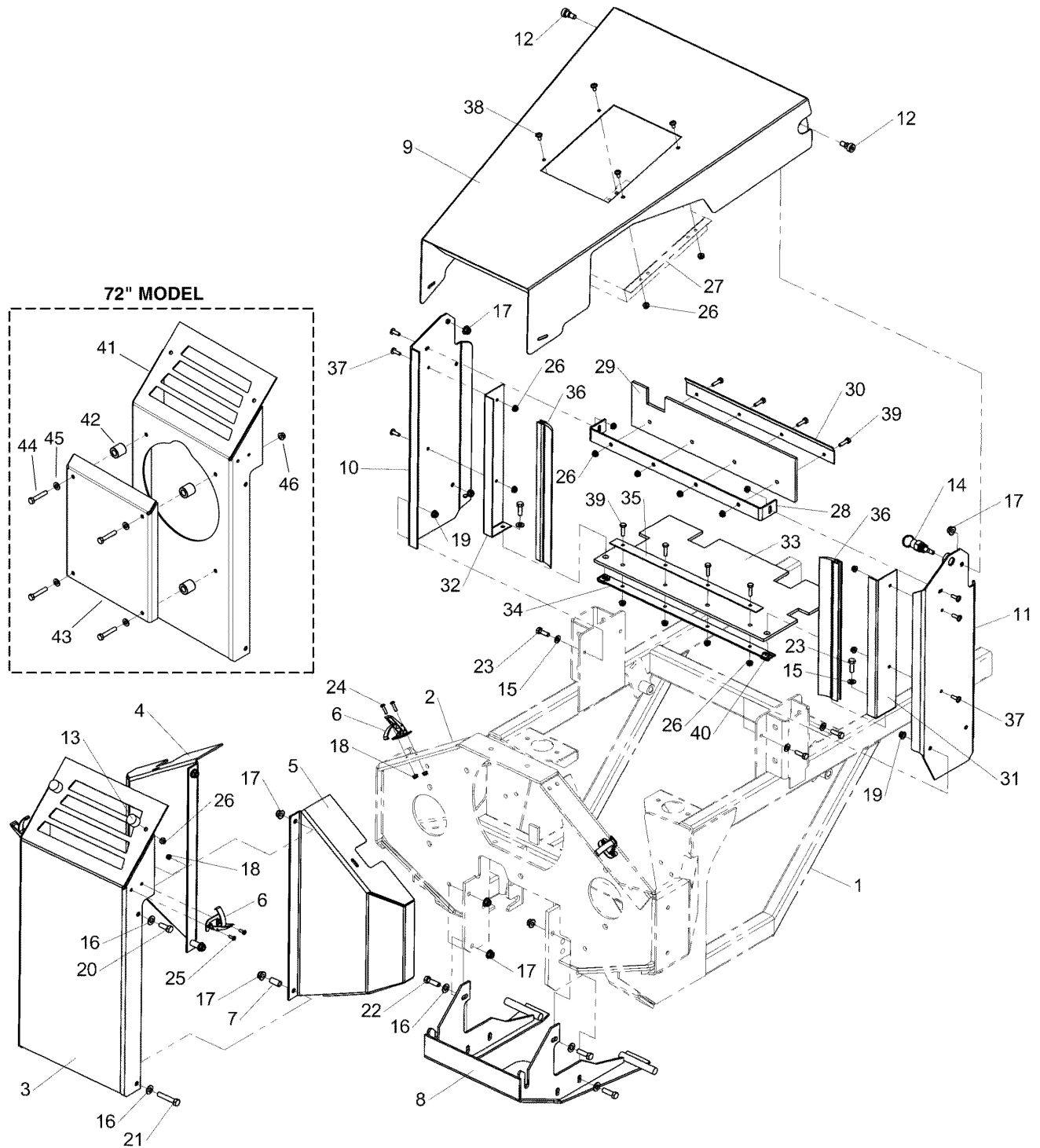
Footnotes

The above parts group applies to the following Mfg. Nos.:

5900620 (IS4500ZBL35) (2005)
 5900720 (IS4500ZBL3561 AUS/NZ)
 5900159 (IS4500ZBL3561) (2005)
 5901179 (IS4500ZBL3561) (2006)
 5900721 (IS4500ZBL35 AUS/NZ)
 5901178 (IS4500ZBL35) (2006)

Hood, Bumper & Radiator Shroud Group - Gas

NOTE: Unless noted otherwise,
use the standard hardware torque
specification chart.



The above parts group applies to the following Mfg. Nos.:

- 5900620 (IS4500ZBL35) (2005)
- 5900720 (IS4500ZBL3561 AUS/NZ)
- 5900159 (IS4500ZBL3561) (2005)
- 5901179 (IS4500ZBL3561) (2006)
- 5900721 (IS4500ZBL35 AUS/NZ)
- 5901178 (IS4500ZBL35) (2006)

Hood, Bumper & Radiator Shroud Group - Gas

REF NO.	PART NO.	QTY.	DESCRIPTION
42	5049777	4	SPACER, .52 X 1.00 X 1.00 (72" model only)
43	5401363B	1	CLUTCH COVER PLATE (72" model only)
44	5025011X14	4	BOLT, 5/16-18 X 1-3/4" (72" model only)
45	5025155	4	WASHER, 5/16" SAE (72" model only)
46	5025392	4	NUT, 5/16-18 Hex Nylock Flange (72" model only)

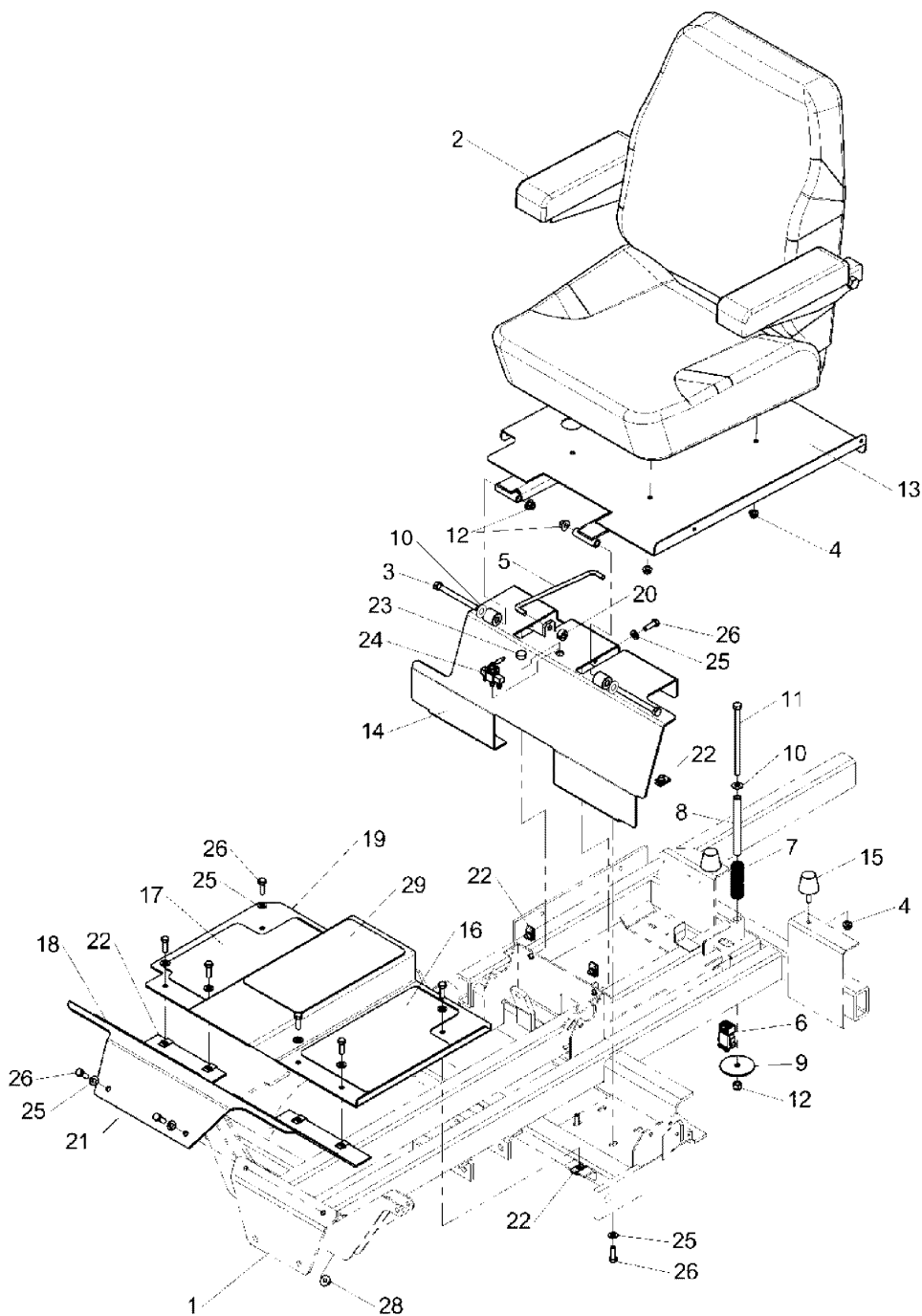
Footnotes

The above parts group applies to the following Mfg. Nos.:

5900620 (IS4500ZBL35) (2005)
5900720 (IS4500ZBL3561 AUS/NZ)
5900159 (IS4500ZBL3561) (2005)
5901179 (IS4500ZBL3561) (2006)
5900721 (IS4500ZBL35 AUS/NZ)
5901178 (IS4500ZBL35) (2006)

Seat, Mount & Floor Group

NOTE: Unless noted otherwise,
use the standard hardware torque
specification chart.



The above parts group applies to the following Mfg. Nos.:

- | | |
|----------------------------------|------------------------------------|
| 5901181 (IS4500ZC28D61CE) (2006) | 5900626 (IS4500ZC28D61SDCE) (2006) |
| 5900720 (IS4500ZBL3561 AUS/NZ) | 5900620 (IS4500ZBL35) (2005) |
| 5900160 (IS4500ZC28D61) (2005) | 5901180 (IS4500ZC28D61) (2006) |
| 5901179 (IS4500ZBL3561) (2006) | 5900721 (IS4500ZBL35 AUS/NZ) |
| 5901178 (IS4500ZBL35) (2006) | 5900161 (IS4500ZC28D61CE) (2005) |
| 5900719 (IS4500ZC28D61 AUS/NZ) | 5900159 (IS4500ZBL3561) (2005) |

Seat, Mount & Floor Group

REF NO.	PART NO.	QTY.	DESCRIPTION
1	-	-	MAIN FRAME (See Main Frame & Front Suspension Group)
2	5022955	1	SEAT, DELUXE, GRAY (COMPLETE)
2	5022955X1	1	CUSHION, BOTTOM COVER
2	5022995X2	1	CUSHION, BACK COVER
2	5022995X3	2	ARM REST SET (Includes arm rest pads)
2	5022995X4	2	ARM REST PAD
2	5020930X3	1	SEAT ADJUSTER RAILS (Set of 2)
2	5100652	1	SPRING, EXTENSION, 4" SEAT ADJUSTMENT (Not shown.)
3	5025013X32	2	BOLT, 3/8-16 X 4" GD5 YZ
4	5025392	6	NUT, 5/16-18 HEX NYLOCK FLANGE
5	5061835	1	ROD, SEAT STOP
6	5023455	1	SWITCH, PLUNGER, NC/NC SNAP-IN
7	5022798	1	SPRING, COMP, .835 X.105 X4.26
8	5046586	1	SPACER, .38 X .50 X 5.06
9	5047381	1	WASHER, .39 X 2.50 X .125
10	5025156	3	WASHER 3/8" SAE
11	5025013X48	1	BOLT, 3/8-16 X 6" GD5 YZ
12	5025394	3	NUT, 3/8-16 HEX NYLOCK FLANGE
13	5049555B	1	WELD, SEAT MOUNT
14	5061787B	1	WELD, SEAT MOUNT
15	5022612	2	BUMPER, RUBBER 5/16-18
16	5101001	1	SAFETY WALK,FLOOR - LH
17	5101000	1	SAFETY WALK,FLOOR - RH
18	5101002	2	SAFETY WALK,ANGLED FLOOR
19	5049554B	1	PLATE, FLOOR
20	5020047	1	COLLAR, 5/16" SET
21	5049596B	1	ANGLED, FLOOR
22	5022308	10	BODY CLIP, 5/16-18 X 1/2" DEEP
23	5021003	1	HOLE PLUG, 5/8" SNAP-IN (Diesel Models only)
24	5023358	1	VALVE, FUEL SHUT OFF (Gas Model only)
25	5025155	14	WASHER, 5/16" SAE
26	5025011X8	14	BOLT, 5/16-18 X 1"
28	5025139	2	NUT, 5/16-18 HEX SERRATED FLANGE (LARGE)
29	5101010	1	SAFETY WALK, 11.25 X 6.00

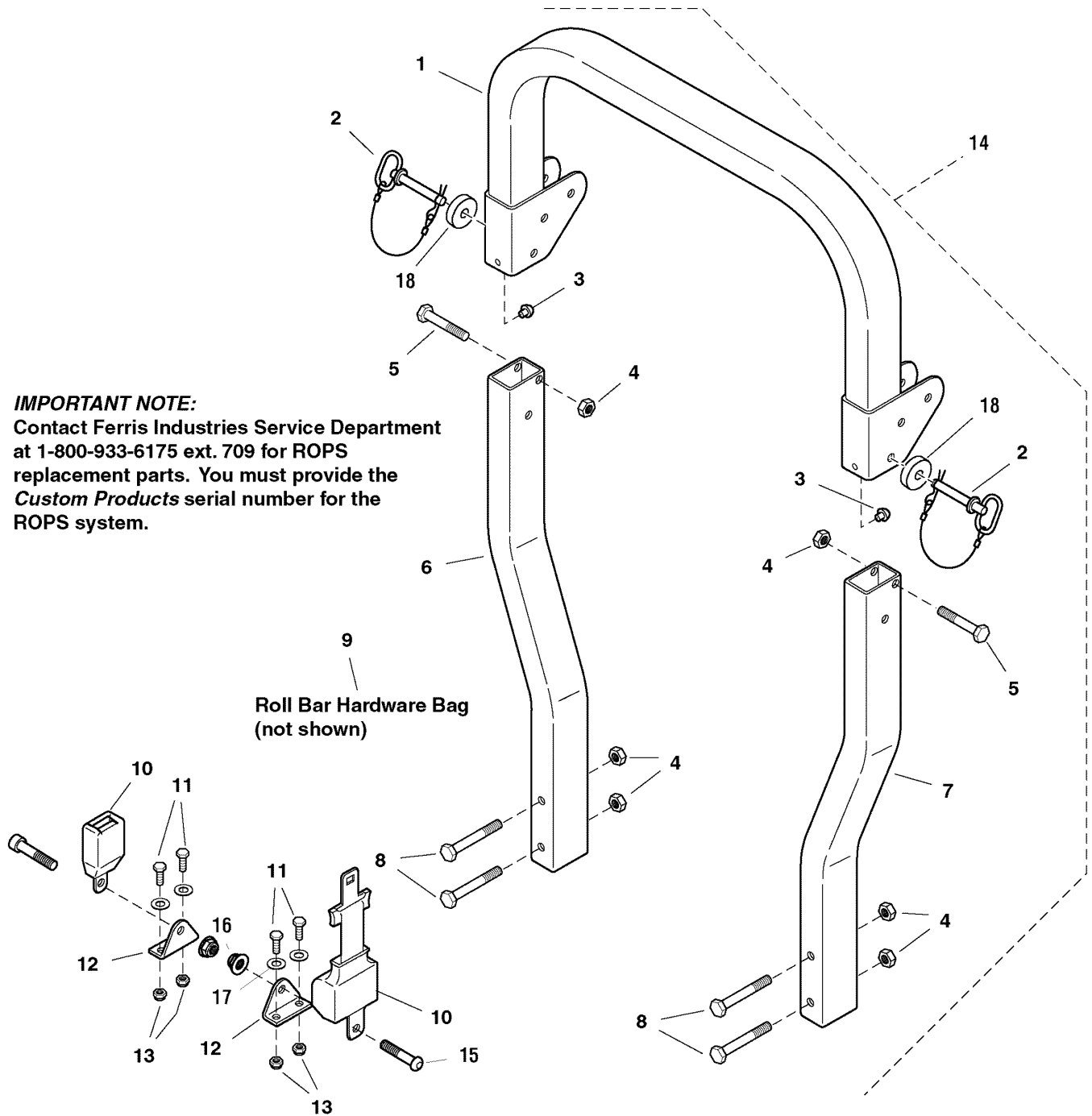
Footnotes

The above parts group applies to the following Mfg. Nos.:

5901181 (IS4500ZC28D61CE) (2006)	5900626 (IS4500ZC28D61SDCE) (2006)
5900720 (IS4500ZBL3561 AUS/NZ)	5900620 (IS4500ZBL35) (2005)
5900160 (IS4500ZC28D61) (2005)	5901180 (IS4500ZC28D61) (2006)
5901179 (IS4500ZBL3561) (2006)	5900721 (IS4500ZBL35 AUS/NZ)
5901178 (IS4500ZBL35) (2006)	5900161 (IS4500ZC28D61CE) (2005)
5900719 (IS4500ZC28D61 AUS/NZ)	5900159 (IS4500ZBL3561) (2005)

Roll Bar & Seat Belt Group

NOTE: Unless noted otherwise, use the standard hardware torque specification chart.



IMPORTANT NOTE:
 Contact Ferris Industries Service Department at 1-800-933-6175 ext. 709 for ROPS replacement parts. You must provide the *Custom Products* serial number for the ROPS system.

- The above parts group applies to the following Mfg. Nos.:
- | | |
|------------------------------------|----------------------------------|
| 5900626 (IS4500ZC28D61SDCE) (2006) | 5900620 (IS4500ZBL35) (2005) |
| 5900161 (IS4500ZC28D61CE) (2005) | 5901178 (IS4500ZBL35) (2006) |
| 5900720 (IS4500ZBL3561 AUS/NZ) | 5900719 (IS4500ZC28D61 AUS/NZ) |
| 5900160 (IS4500ZC28D61) (2005) | 5901179 (IS4500ZBL3561) (2006) |
| 5900721 (IS4500ZBL35 AUS/NZ) | 5901181 (IS4500ZC28D61CE) (2006) |
| 5901180 (IS4500ZC28D61) (2006) | 5900159 (IS4500ZBL3561) (2005) |

Roll Bar & Seat Belt Group

REF NO.	PART NO.	QTY.	DESCRIPTION
1	-	1	ROLL BAR TOP LOOP (see drawing note)
2	5100079	2	PIN, HITCH, BLACK W/ PLASTIC LANYARD
3	5100383	2	RUBBER BUMPER
4	-	6	NUT (see footnote)
5	-	2	BOLT (see footnote)
6	-	1	ROLL BAR POST, RH (see drawing note)
7	-	1	ROLL BAR POST, LH (see drawing note)
8	-	4	BOLT (see footnote)
9	5100379	1	ROLL BAR HARDWARE BAG (Includes hitch pins)
10	5100139	1	SEAT BELT, RETRACTING - ASSM (Includes mounting hardware)
10	5100397	1	SEAT BELT ASSEMBLY, EXTRA LONG (Includes mounting hardware)
11	5025013X8	4	BOLT, 3/8-16 X 1" GD5 YZ
12	5400727B	2	PLATE, SEAT BELT, BRACKET - RED
13	5025394	4	NUT, 3/8-16 HEX NYLOCK FLANGE
14	5100188	1	ROPS COMPLETE IN BOX, IS4500
15	5100267	2	SCREW, 1/2-13 X 1.00, SHCS
16	5025396	2	NUT, 1/2-13 HEX NYLOCK FLANGE
17	5025156	4	WASHER, 3/8" SAE
18	5100545	2	RUBBER WASHER

Footnotes

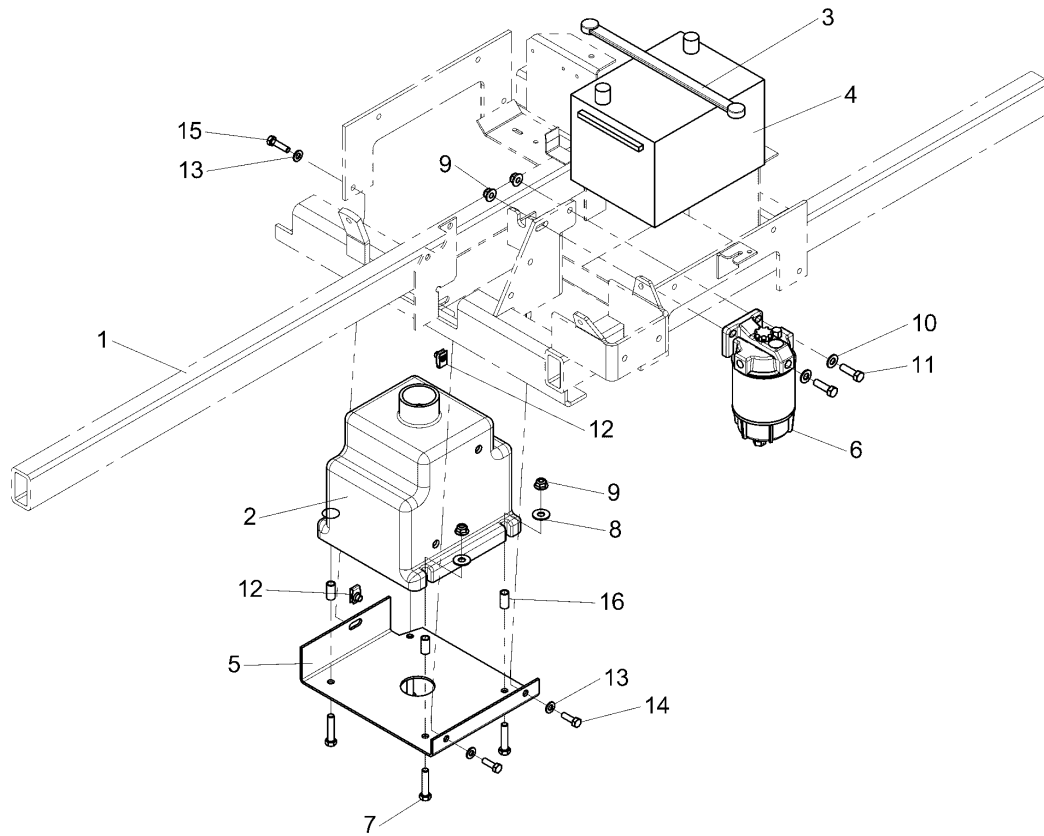
Not serviced. For replacement hardware, you must purchase the Roll Bar Hardware Bag (Ref. No. 9).

The above parts group applies to the following Mfg. Nos.:

5900626 (IS4500ZC28D61SDCE) (2006)	5900620 (IS4500ZBL35) (2005)
5900161 (IS4500ZC28D61CE) (2005)	5901178 (IS4500ZBL35) (2006)
5900720 (IS4500ZBL3561 AUS/NZ)	5900719 (IS4500ZC28D61 AUS/NZ)
5900160 (IS4500ZC28D61) (2005)	5901179 (IS4500ZBL3561) (2006)
5900721 (IS4500ZBL35 AUS/NZ)	5901181 (IS4500ZC28D61CE) (2006)
5901180 (IS4500ZC28D61) (2006)	5900159 (IS4500ZBL3561) (2005)

Seat Compartment Group

NOTE: Unless noted otherwise,
use the standard hardware torque
specification chart.



The above parts group applies to the following Mfg. Nos.:

5901178 (IS4500ZBL35) (2006)	5901179 (IS4500ZBL3561) (2006)
5900720 (IS4500ZBL3561 AUS/NZ)	5900719 (IS4500ZC28D61 AUS/NZ)
5900160 (IS4500ZC28D61) (2005)	5901180 (IS4500ZC28D61) (2006)
5900161 (IS4500ZC28D61CE) (2005)	5900626 (IS4500ZC28D61SDCE) (2006)
5900159 (IS4500ZBL3561) (2005)	5900721 (IS4500ZBL35 AUS/NZ)
5901181 (IS4500ZC28D61CE) (2006)	5900620 (IS4500ZBL35) (2005)

Seat Compartment Group

REF NO.	PART NO.	QTY.	DESCRIPTION
1	-	-	MAIN FRAME (See Main Frame & Front Suspension Group)
2	-	-	HYDRAULIC OIL RESERVOIR (See Hydraulic Group)
3	1722009	1	STRAP, BATTERY, 14 LONG, RUBBER
4	-	1	BATTERY, 12V (BCI58, 500 CCA)
5	5061812B	1	PLATE, HYDRO TANK MOUNT
6	5022926	1	FILTER/WATER SEPARATOR ASSEMBLY, Complete (Diesel Models only)
6	5022926X1	1	FUEL FILTER
6	5022926X2	1	O-RING SEAL (between filter and bowl)
6	5022926X3	1	BOWL
7	5025013X14	4	BOLT, 3/8-16 X 1-3/4" GD5
8	5025401	4	WASHER 3/8" USS
9	5025394	6	NUT, 3/8-16 HEX NYLOCK FLANGE
10	5025156	2	WASHER 3/8" SAE
11	5025013X12	2	BOLT, 3/8-16 X 1-1/2"
12	5022308	3	BODY CLIP, 5/16-18 X 1/2" DEEP
13	5025155	3	WASHER, 5/16" SAE
14	5025011X8	2	BOLT, 5/16-18 X 1" GD5 YZ
15	5025011X10	1	BOLT, 5/16-18 X 1-1/4"
16	5044959	4	SPACER, .38 X .50 X 1.00

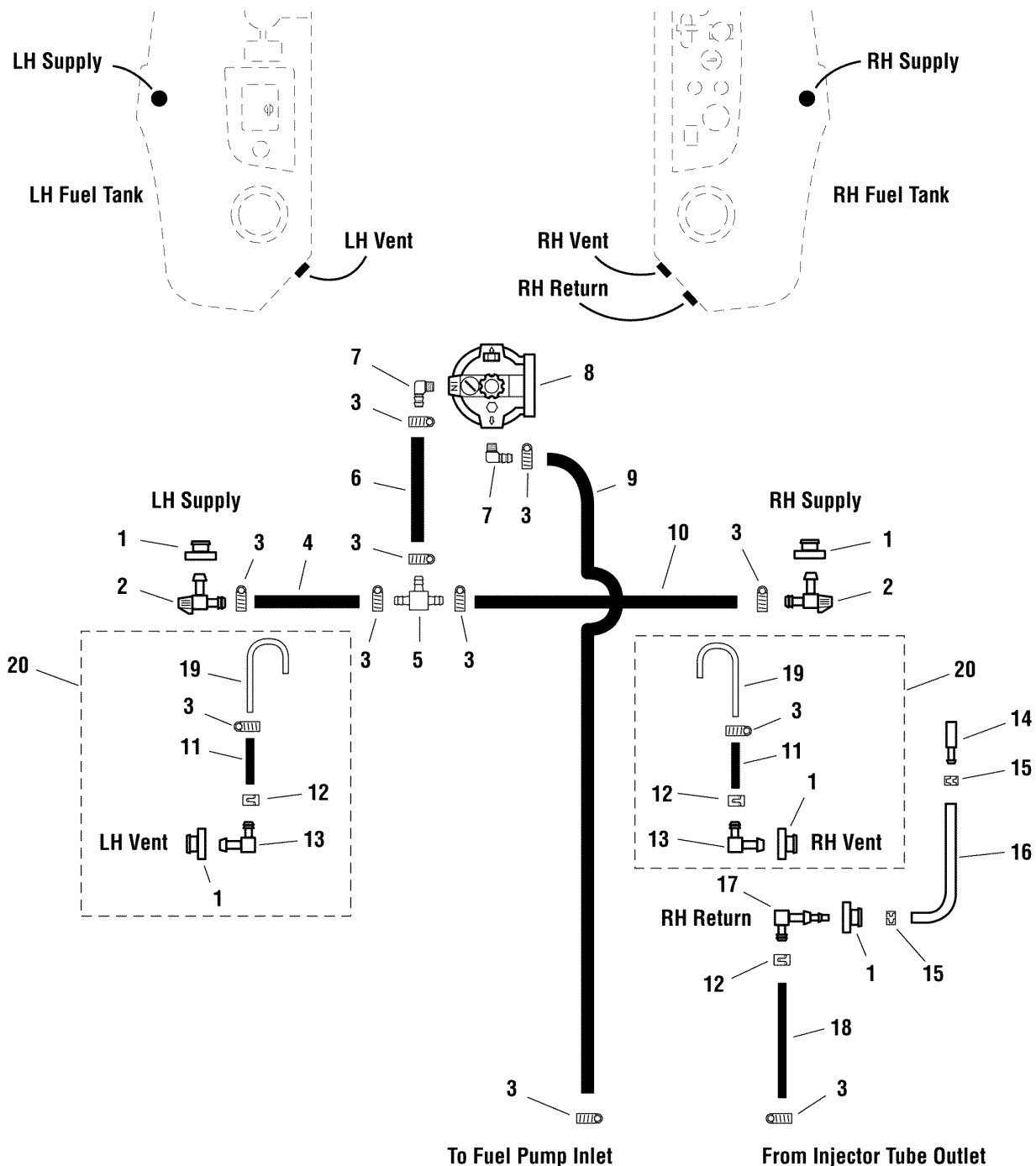
Footnotes

The above parts group applies to the following Mfg. Nos.:

5901178 (IS4500ZBL35) (2006)	5901179 (IS4500ZBL3561) (2006)
5900720 (IS4500ZBL3561 AUS/NZ)	5900719 (IS4500ZC28D61 AUS/NZ)
5900160 (IS4500ZC28D61) (2005)	5901180 (IS4500ZC28D61) (2006)
5900161 (IS4500ZC28D61CE) (2005)	5900626 (IS4500ZC28D61SDCE) (2006)
5900159 (IS4500ZBL3561) (2005)	5900721 (IS4500ZBL35 AUS/NZ)
5901181 (IS4500ZC28D61CE) (2006)	5900620 (IS4500ZBL35) (2005)

Fuel Supply Hose & Tank Replacement Parts Group - Diesel

NOTE: Unless noted otherwise, use the standard hardware torque specification chart.



The above parts group applies to the following Mfg. Nos.:

- 5900161 (IS4500ZC28D61CE) (2005)
- 5900626 (IS4500ZC28D61SDCE) (2006)
- 5901181 (IS4500ZC28D61CE) (2006)
- 5900160 (IS4500ZC28D61) (2005)
- 5900719 (IS4500ZC28D61 AUS/NZ)
- 5901180 (IS4500ZC28D61) (2006)

Fuel Supply Hose & Tank Replacement Parts Group - Diesel

REF NO.	PART NO.	QTY.	DESCRIPTION
1	5600050	5	GROMMET
2	5023060	2	VALVE, FUEL SHUT OFF
3	5022922	11	CLAMP, #4 HOSE
4	5050919X34	1	HOSE, 3/8" FUEL, 34.00
5	5022920	1	FITTING, TEE, 1/2" HOSE
6	5050919X21	1	HOSE, 3/8" FUEL, 21.00"
7	5022708	2	1/4 NPT - 3/8 BEADED HOSE BARB
8	5022926	1	FILTER/WATER SEPERATOR ASS'Y.
8	5022926X1	1	FUEL FILTER
8	5022926X2	1	O-RING SEAL (between filter and bowl)
8	5022926X3	1	BOWL
9	5050919X50	1	HOSE, 3/8" FUEL, 50.00"
10	5050919X40	1	HOSE, 3/8" FUEL, 40.00"
11	5050831X12	2	HOSE, 1/4" FUEL, 12.00"
12	5020835	3	CLAMP, HOSE, EXTERNAL, 1/2 - RED
13	-	2	SEE REF # 16
14	-	1	SEE REF # 16
15	-	2	SEE REF # 16
16	5101158	1	HOSE ASSEMBLY
17	-	1	SEE REF # 16
18	5050831X32	1	HOSE, 1/4" FUEL, 32.00"
19	5404079	2	VENT TUBE, DIESEL
20	5600160	1	KIT, FUEL TANK VENT LINE (Includes Ref Nos 1, 3, 11 - 13 & 19)

Footnotes

The above parts group applies to the following Mfg. Nos.:

5900161 (IS4500ZC28D61CE) (2005)

5900626 (IS4500ZC28D61SDCE) (2006)

5901181 (IS4500ZC28D61CE) (2006)

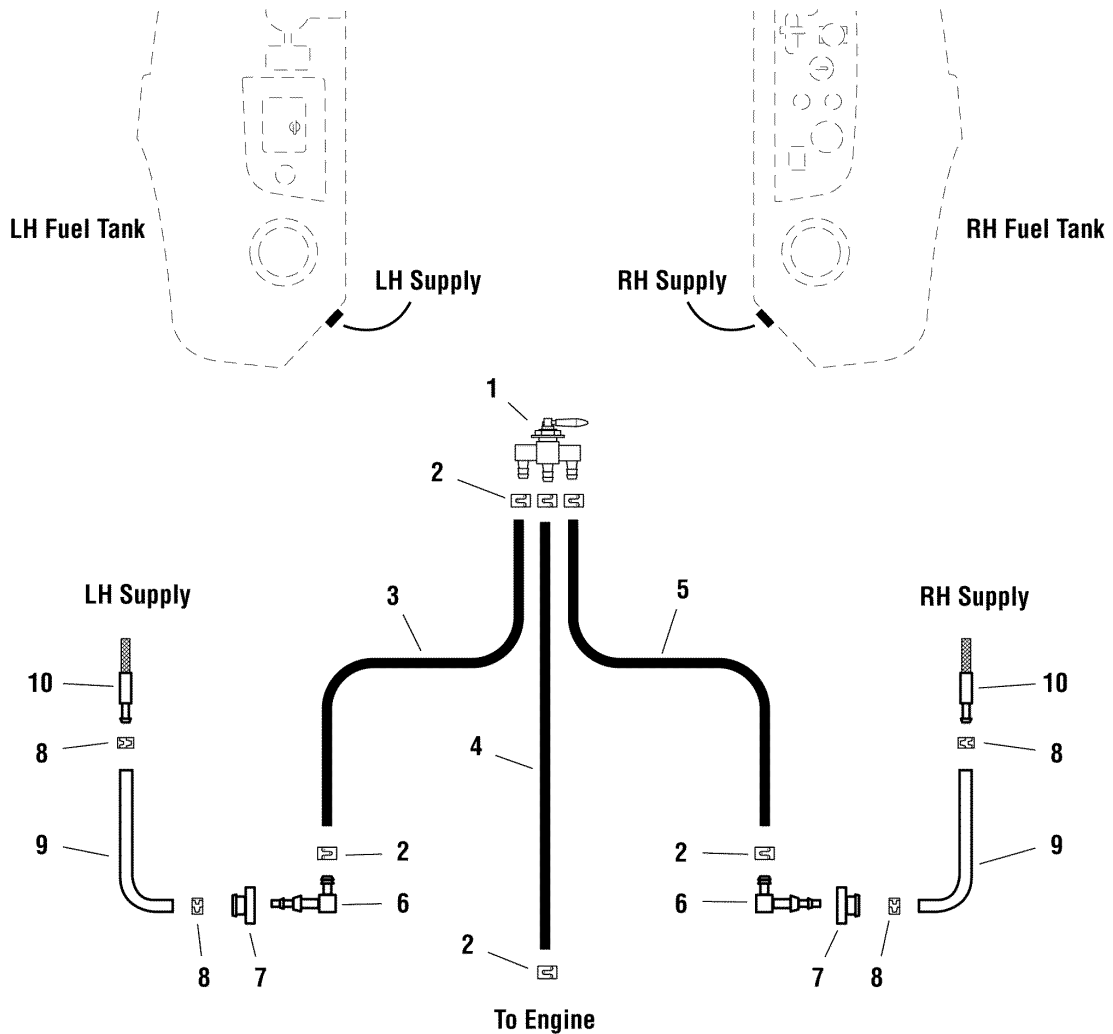
5900160 (IS4500ZC28D61) (2005)

5900719 (IS4500ZC28D61 AUS/NZ)

5901180 (IS4500ZC28D61) (2006)

Fuel Supply Hose & Tank Replacement Parts Group - Gas

NOTE: Unless noted otherwise,
use the standard hardware torque
specification chart.



The above parts group applies to the following Mfg. Nos.:

- 5901179 (IS4500ZBL3561) (2006)
- 5900159 (IS4500ZBL3561) (2005)
- 5900721 (IS4500ZBL35 AUS/NZ)
- 5901178 (IS4500ZBL35) (2006)
- 5900620 (IS4500ZBL35) (2005)
- 5900720 (IS4500ZBL3561 AUS/NZ)

Fuel Supply Hose & Tank Replacement Parts Group - Gas

REF NO.	PART NO.	QTY.	DESCRIPTION
1	5023358	1	VALVE, Fuel Shut Off
2	5020835	6	CLAMP, Hose
3	5050831X57	1	HOSE, 57"
4	5050831X72	1	HOSE, 72"
5	5050831X55	1	HOSE, 55"
6	-	2	SEE REF # 9
7	5600050	2	KIT, BUSHING, FUEL
8	-	4	SEE REF # 9
9	5101150	2	HOSE ASSEMBLY
10	-	2	SEE REF # 9

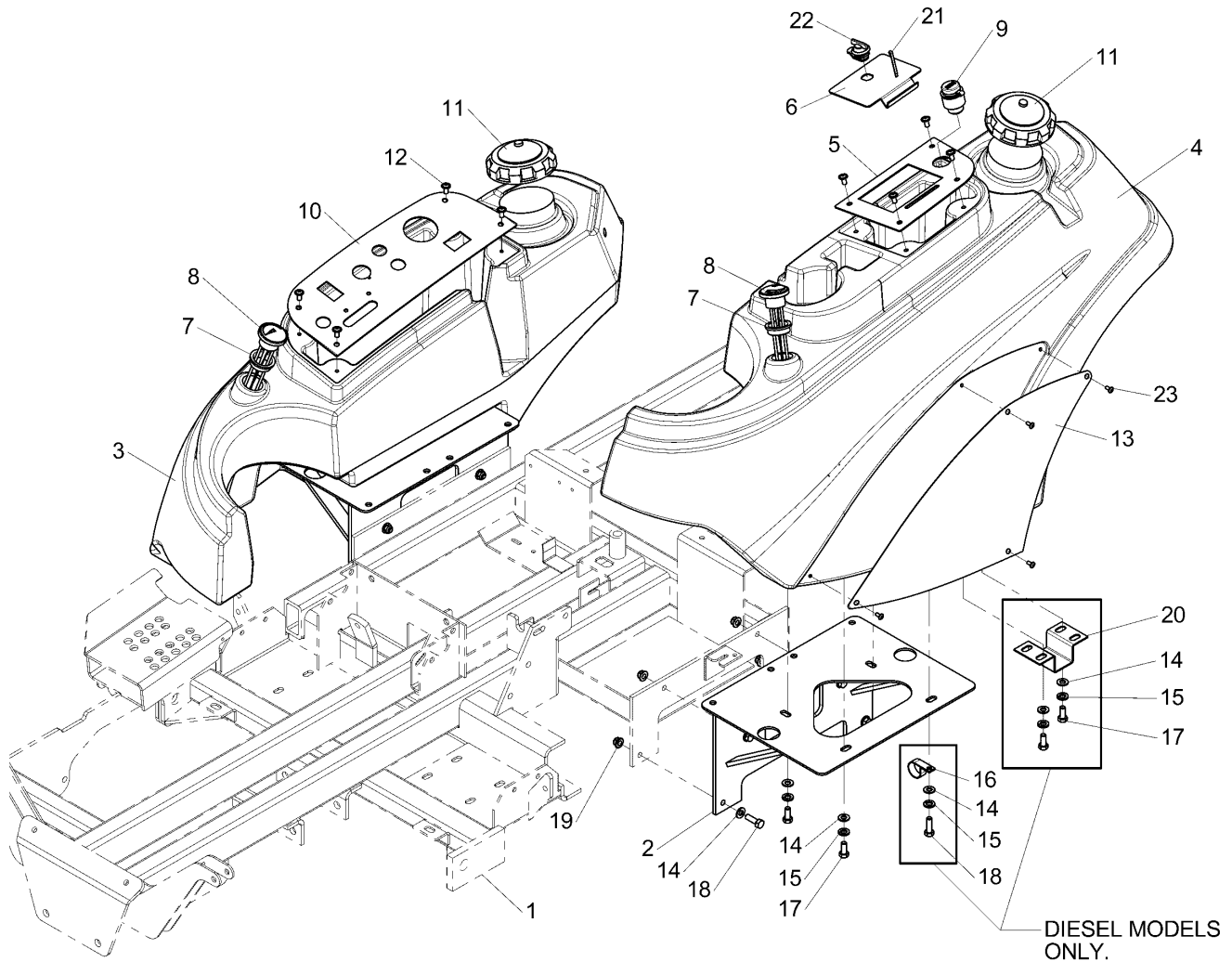
Footnotes

The above parts group applies to the following Mfg. Nos.:

5901179 (IS4500ZBL3561) (2006)
5900159 (IS4500ZBL3561) (2005)
5900721 (IS4500ZBL35 AUS/NZ)
5901178 (IS4500ZBL35) (2006)
5900620 (IS4500ZBL35) (2005)
5900720 (IS4500ZBL3561 AUS/NZ)

Fuel Tank & Mount Group

NOTE: Unless noted otherwise, use the standard hardware torque specification chart.



DIESEL MODELS ONLY.

The above parts group applies to the following Mfg. Nos.:

- | | |
|----------------------------------|------------------------------------|
| 5901181 (IS4500ZC28D61CE) (2006) | 5900721 (IS4500ZBL35 AUS/NZ) |
| 5901179 (IS4500ZBL3561) (2006) | 5901178 (IS4500ZBL35) (2006) |
| 5901180 (IS4500ZC28D61) (2006) | 5900620 (IS4500ZBL35) (2005) |
| 5900160 (IS4500ZC28D61) (2005) | 5900161 (IS4500ZC28D61CE) (2005) |
| 5900159 (IS4500ZBL3561) (2005) | 5900626 (IS4500ZC28D61SDCE) (2006) |
| 5900719 (IS4500ZC28D61 AUS/NZ) | 5900720 (IS4500ZBL3561 AUS/NZ) |

Fuel Tank & Mount Group

REF NO.	PART NO.	QTY.	DESCRIPTION
1	-	-	MAIN FRAME (See Main Frame & Front Suspension Group)
2	5049507B	2	WELD, FUEL TANK
3	5061298	1	FUEL TANK, DIESEL, RH
3	5061539	1	FUEL TANK, GAS, RH (Includes Ref No. 7 & 8)
4	5061299	1	FUEL TANK, DIESEL, LH
4	5061540	1	FUEL TANK, GAS, LH (Includes Ref No. 7 & 8)
5	5061310A	1	PANEL, CONTROL - LH
6	5061406A	1	COVER, CONTROL PANEL
7	5022917X1	2	GROMMET
8	5022917	2	FUEL GAUGE
9	5100016	1	POWER, OUTLET - 12 VOLT
10	-	-	CONTROL PANEL (See Instrument Panel Group)
11	5022915	2	CAP, FUEL TANK (DIESEL) (Diesel Models only)
11	5101651	2	FUEL TANK CAP (Gas Model only)
12	5025299X4	8	SCREW, 1/4-20 X 1/2" ALLEN BH
13	5061301B	2	PLATE, BADGE, IS4500Z
14	5025155	20	WASHER, 5/16" SAE
15	5025170	12	WASHER, 5/16" Lock
16	5023263	2	CLAMP, VINYL
17	5025011X6	10	BOLT, 5/16-18 X 3/4" GD5
18	5025011X8	10	BOLT, 5/16-18 X 1" GD5 YZ
19	5025392	7	NUT, 5/16-18 HEX NYLOCK FLANGE
20	5047993B	2	GUARD, FUEL TANK SHUT-OFF
21	5025203X10	1	COTTER PIN, 1/8" X 1-1/4" (installed with head on the bottom)
22	5023395	1	LATCH, CONTROL PANEL
23	5025386	8	SCREW, #10-24 X 3/8" ALLEN BHBZ

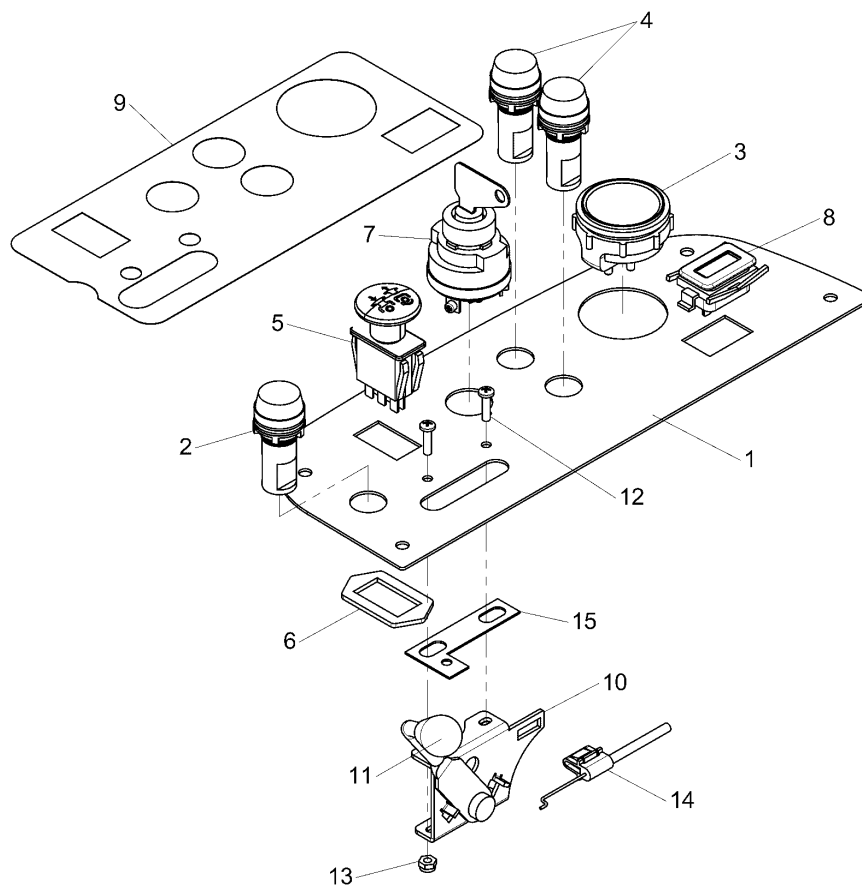
Footnotes

The above parts group applies to the following Mfg. Nos.:

5901181 (IS4500ZC28D61CE) (2006)	5900721 (IS4500ZBL35 AUS/NZ)
5901179 (IS4500ZBL3561) (2006)	5901178 (IS4500ZBL35) (2006)
5901180 (IS4500ZC28D61) (2006)	5900620 (IS4500ZBL35) (2005)
5900160 (IS4500ZC28D61) (2005)	5900161 (IS4500ZC28D61CE) (2005)
5900159 (IS4500ZBL3561) (2005)	5900626 (IS4500ZC28D61SDCE) (2006)
5900719 (IS4500ZC28D61 AUS/NZ)	5900720 (IS4500ZBL3561 AUS/NZ)

Instrument & Control Panel Group - Diesel

NOTE: Unless noted otherwise,
use the standard hardware torque
specification chart.



Note: Hour Meter is installed so as to be read
from the outside of the machine.

The above parts group applies to the following Mfg. Nos.:

5901181 (IS4500ZC28D61CE) (2006)

5901180 (IS4500ZC28D61) (2006)

5900160 (IS4500ZC28D61) (2005)

5900626 (IS4500ZC28D61SDCE) (2006)

5900161 (IS4500ZC28D61CE) (2005)

5900719 (IS4500ZC28D61 AUS/NZ)

Instrument & Control Panel Group - Diesel

REF NO.	PART NO.	QTY.	DESCRIPTION
1	5061309A	1	PANEL, CONTROL - RH
2	5023451	1	LIGHT, GLOW PLUG, 22MM AMBER
3	5023393	1	GAUGE, WATER TEMPERATURE
4	5023452	2	LIGHT, WARNING, 22MM RED
5	5022180	1	SWITCH, BLADE ENGAGEMENT
6	5022222	1	RING, SWITCH RETAINER
7	5022883X1	1	SWITCH, IGNITION, COMPLETE
7	5022883X2	1	KEY, IGNITION (Not Shown)
7	5022883x3	1	COVER PLATE (Not Shown)
8	5100996	1	HOUR METER, DIGITAL
9	5061459	1	DECAL, CONTROL PANEL, DIESEL
10	5046360	1	HANDLE, THROTTLE CONTROL, COMPLETE (WITH KNOB)
11	5046360X1	1	KNOB
12	5025179X6	2	SCREW, #10-24 X 1/2" ROUND PHILLIPS
13	5025271	2	NUT, #10-24 HEX NYLON LOCK
14	5046392	1	CABLE, THROTTLE CONTROL, 47.5"
15	5048475	1	PLATE, THROTTLE STOP (Export model only)

Footnotes

The above parts group applies to the following Mfg. Nos.:

5901181 (IS4500ZC28D61CE) (2006)

5901180 (IS4500ZC28D61) (2006)

5900160 (IS4500ZC28D61) (2005)

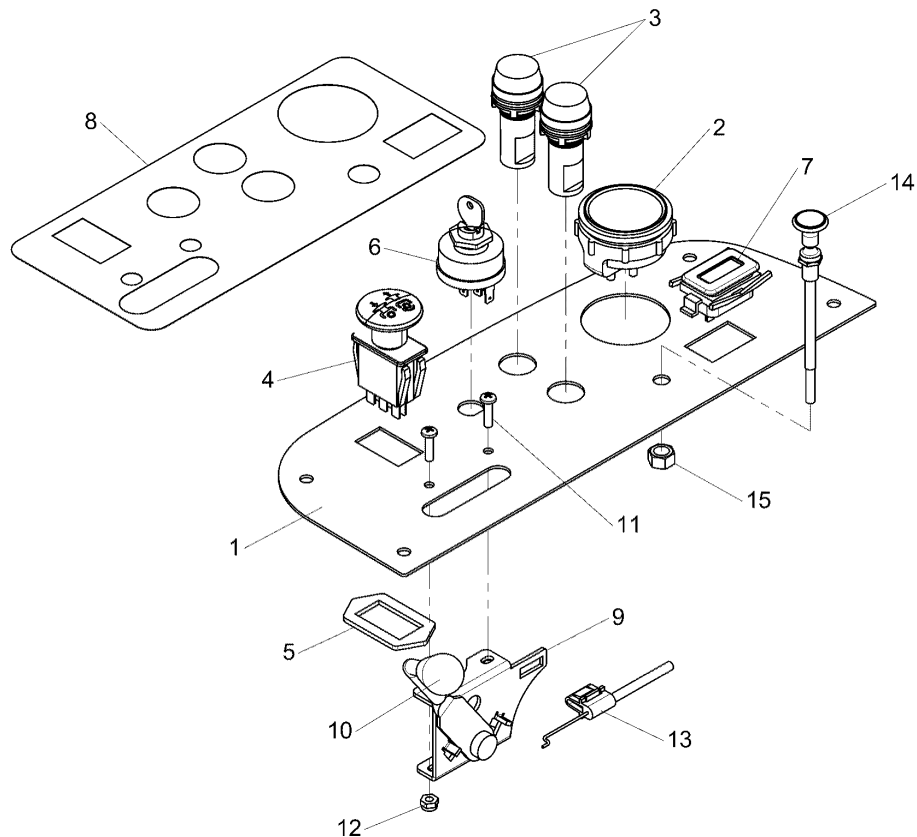
5900626 (IS4500ZC28D61SDCE) (2006)

5900161 (IS4500ZC28D61CE) (2005)

5900719 (IS4500ZC28D61 AUS/NZ)

Instrument & Control Panel Group - Gas

NOTE: Unless noted otherwise,
use the standard hardware torque
specification chart.



Note: Hour Meter is installed so as to be read
from the outside of the machine.

The above parts group applies to the following Mfg. Nos.:

5900721 (IS4500ZBL35 AUS/NZ)
5900720 (IS4500ZBL3561 AUS/NZ)
5901178 (IS4500ZBL35) (2006)
5900620 (IS4500ZBL35) (2005)
5900159 (IS4500ZBL3561) (2005)
5901179 (IS4500ZBL3561) (2006)

Instrument & Control Panel Group - Gas

REF NO.	PART NO.	QTY.	DESCRIPTION
1	5061629A	1	CONTROL PANEL - RH
2	5023393	1	GAUGE, Water Temperature
3	5023452	2	LAMP, Warning, Red
4	5022180	1	SWITCH, PTO
5	5022222	1	SWITCH RETAINER RING
6	5100021	1	SWITCH, Ignition, Complete
6	5022789	1	KEY, Ignition, Molded Set (Not Shown)
6	5022790	1	COVER (Not Shown)
6	5022791	1	PLASTIC NUT (Not Shown)
7	5100996	1	HOURMETER, Digital
8	5061630	1	DECAL, Control Panel, Gas
9	5046360	1	HANDLE, Throttle Control, Complete (with knob)
10	5046360X1	1	KNOB
11	5025179X6	2	SCREW, #10-24 X 3/4"
12	5025271	2	NUT, #10-24 Hex Nylon Lock
13	5101073	1	CABLE, Throttle Control, 42"
14	5023239	1	CABLE, Choke Control, 39-1/2"
15	5025035	1	NUT, 3/8-24 Hex

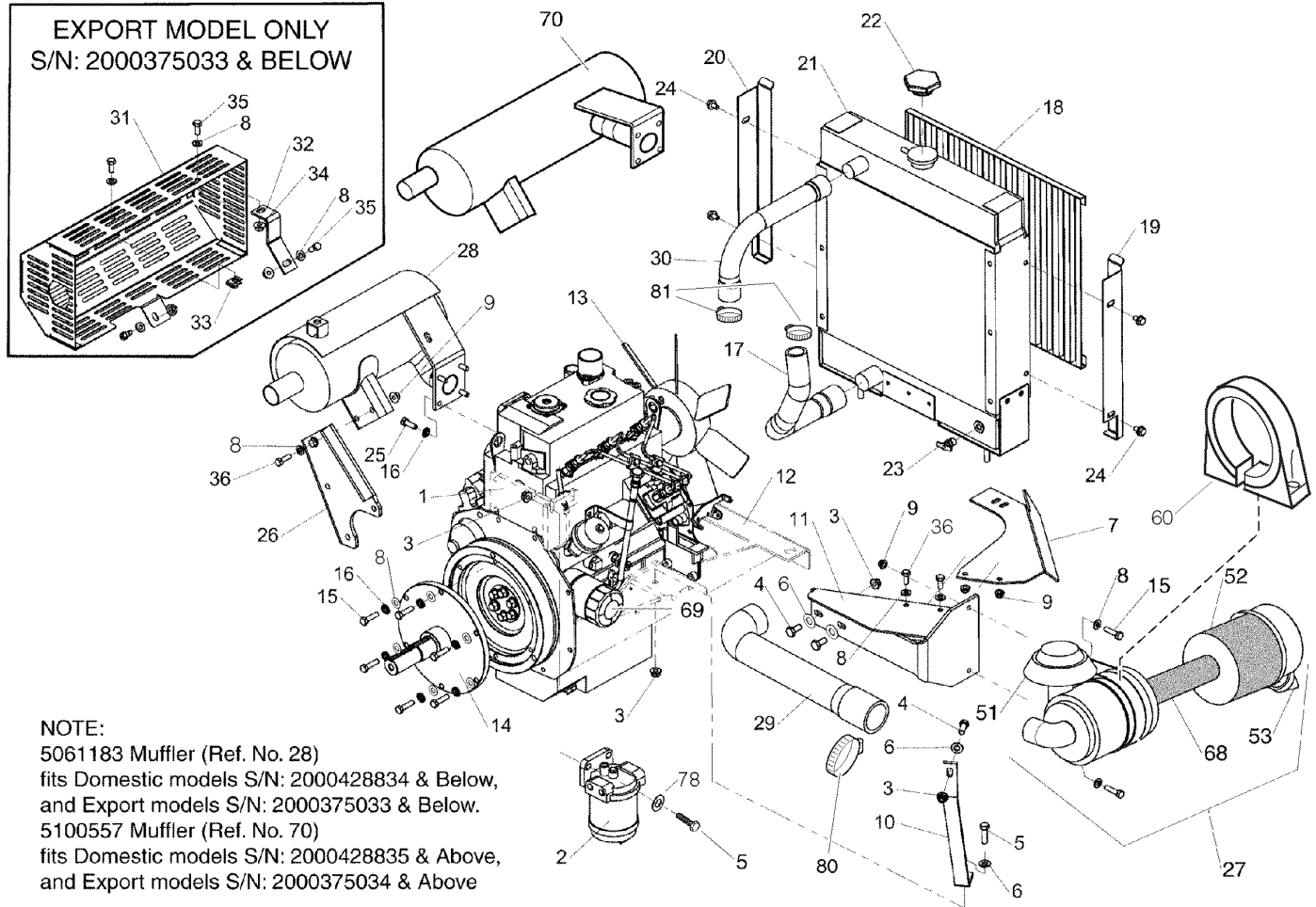
Footnotes

The above parts group applies to the following Mfg. Nos.:

5900721 (IS4500ZBL35 AUS/NZ)
5900720 (IS4500ZBL3561 AUS/NZ)
5901178 (IS4500ZBL35) (2006)
5900620 (IS4500ZBL35) (2005)
5900159 (IS4500ZBL3561) (2005)
5901179 (IS4500ZBL3561) (2006)

Engine & Radiator Accessories Group - Diesel

NOTE: Unless noted otherwise,
use the standard hardware torque
specification chart.



NOTE:
5061183 Muffler (Ref. No. 28)
fits Domestic models S/N: 2000428834 & Below,
and Export models S/N: 2000375033 & Below.
5100557 Muffler (Ref. No. 70)
fits Domestic models S/N: 2000428835 & Above,
and Export models S/N: 2000375034 & Above

The above parts group applies to the following Mfg. Nos.:

- 5900161 (IS4500ZC28D61CE) (2005)
- 5900719 (IS4500ZC28D61 AUS/NZ)
- 5901181 (IS4500ZC28D61CE) (2006)
- 5900626 (IS4500ZC28D61SDCE) (2006)
- 5901180 (IS4500ZC28D61) (2006)
- 5900160 (IS4500ZC28D61) (2005)

Engine & Radiator Accessories Group - Diesel

REF NO.	PART NO.	QTY.	DESCRIPTION
1	-	-	FUEL FILTER MOUNT (See Engine, Radiator & Mount Group - Diesel)
2	5022883X19B	1	FUEL FILTER ASSEMBLY (19B & 19C)
2	5022883X19C	1	FUEL FILTER ELEMENT ONLY
3	5025394	6	NUT, 3/8-16 HEX NYLOCK FLANGE
4	5025013X10	4	BOLT, 3/8-16 X 1-1/4" GD5
5	5025013X12	2	BOLT, 3/8-16 X 1-1/2" GD5
6	5025293	4	WASHER, 3/8" GD.9 FLAT
7	5049756B	1	BAR, AIR FILTER MOUNT
8	5025155	16	WASHER, 5/16" SAE
9	5025392	6	NUT, 5/16-18 HEX NYLOCK FLANGE
10	5061597B	1	SUPPORT, AIR FILTER
11	5049755B	1	WELD, AIR FILTER MOUNT
12	-	1	ENGINE & RADIATOR MOUNT (See Engine, Radiator & Mount Group - Diesel)
13	-	1	ENGINE, 28HP Caterpillar (See Engine, Radiator & Mount Group - Diesel)
14	5049412	1	SHAFT, 3011C PTO
15	5025011X10	8	BOLT, 5/16-18 X 1-1/4" GD5 YZ
16	5025170	10	WASHER, 5/16" LOCK
17	5023293	1	HOSE, LOWER RADIATOR
18	5023294	1	RADIATOR SCREEN
19	5049627B	1	BRACKET, SCREEN MOUNT, RH
20	5049626B	1	BRACKET, SCREEN MOUNT, LH
21	-	1	RADIATOR (See Engine, Radiator & Mount Group - Diesel)
22	5023150	1	PRESSURE CAP
23	5023151	1	PETCOCK VALVE
24	5023158	4	BOLT, 5/16-18 X 1/2" FLANGE SPECIAL
25	5025237X25	4	BOLT, M8-1.25 X 25MM GR 8.8
26	5049774B	1	MOUNT, MUFFLER
27	809218	1	AIR CLEANER ASSEMBLY
28	5061183	1	MUFFLER (Domestic models S/N: 2000428834 & Below, Export models S/N: 2000375033 & Below)
29	5023311	1	AIR FILTER HOSE
30	5100204	1	UPPER RADIATOR HOSE
31	5400596	1	MUFFLER GUARD (Export model only. S/N: 2000375033 & Below.)
32	5400185	1	MUFFLER GUARD BRACKET (Export model only. S/N: 2000375033 & Below.)
33	5022308	1	BODY CLIP, 5/16-18
34	5025139	3	NUT, 5/16-18 HEX SERRATED FLANGE
35	5025011X6	4	BOLT, 5/16-18 X 3/4" GD5 YZ
36	5025011X8	4	BOLT, 5/16-18 X 1" GD5 YZ
37	5100201	1	OIL FILL CAP (not an illustrated part)
38	5100202	1	FUEL SOLENOID (not an illustrated part)
39	5100203	1	WATER PUMP (not an illustrated part)
40	5100205	1	WATER PUMP GASKET (not an illustrated part)

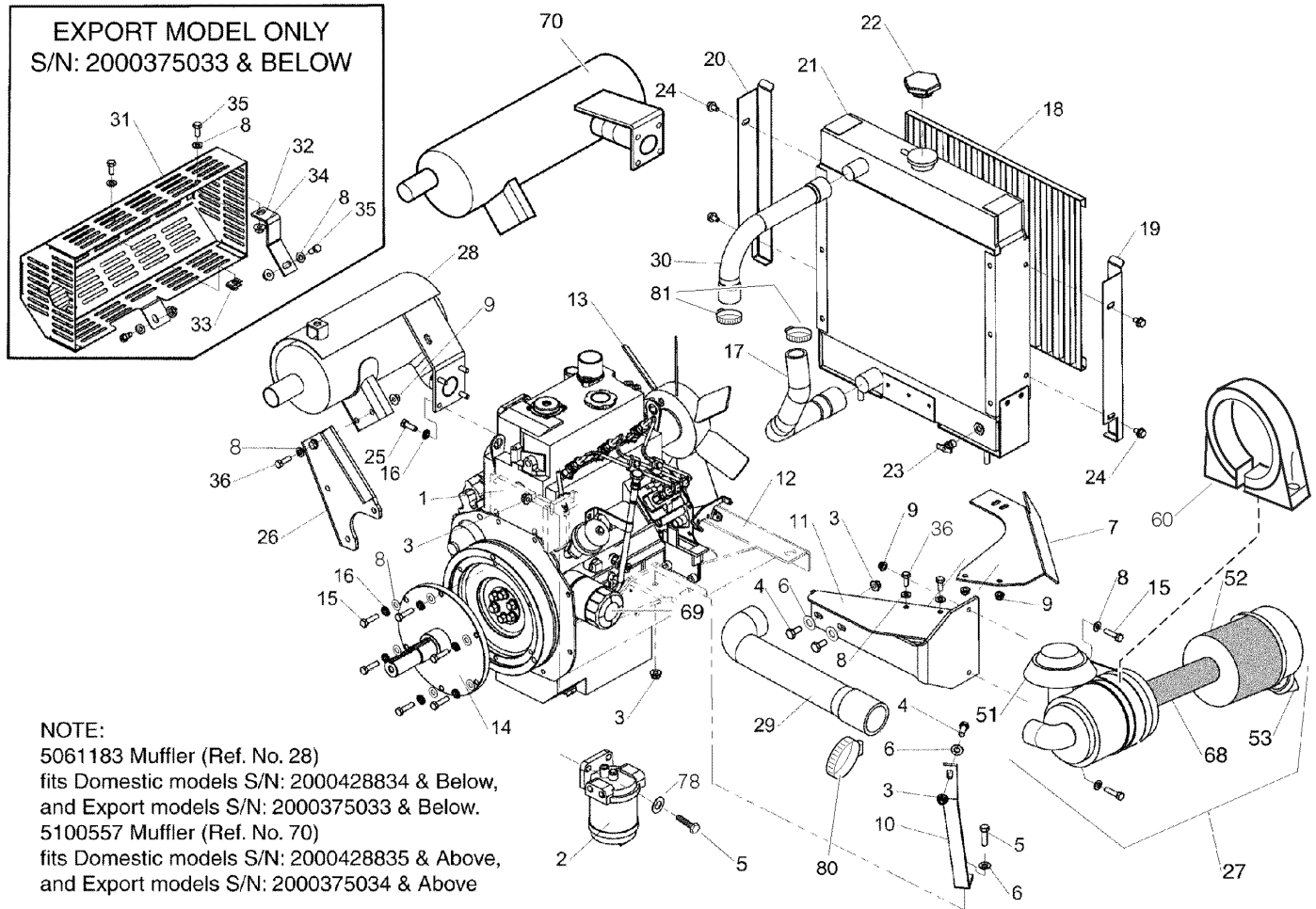
Footnotes

The above parts group applies to the following Mfg. Nos.:

5900161 (IS4500ZC28D61CE) (2005)
 5900719 (IS4500ZC28D61 AUS/NZ)
 5901181 (IS4500ZC28D61CE) (2006)
 5900626 (IS4500ZC28D61SDCE) (2006)
 5901180 (IS4500ZC28D61) (2006)
 5900160 (IS4500ZC28D61) (2005)

Engine & Radiator Accessories Group - Diesel

NOTE: Unless noted otherwise,
use the standard hardware torque
specification chart.



NOTE:
5061183 Muffler (Ref. No. 28)
fits Domestic models S/N: 2000428834 & Below,
and Export models S/N: 2000375033 & Below.
5100557 Muffler (Ref. No. 70)
fits Domestic models S/N: 2000428835 & Above,
and Export models S/N: 2000375034 & Above

The above parts group applies to the following Mfg. Nos.:

- 5900161 (IS4500ZC28D61CE) (2005)
- 5900719 (IS4500ZC28D61 AUS/NZ)
- 5901181 (IS4500ZC28D61CE) (2006)
- 5900626 (IS4500ZC28D61SDCE) (2006)
- 5901180 (IS4500ZC28D61) (2006)
- 5900160 (IS4500ZC28D61) (2005)

Engine & Radiator Accessories Group - Diesel

REF NO.	PART NO.	QTY.	DESCRIPTION
41	5100206	1	THERMOSTAT (not an illustrated part)
42	5100207	1	THERMOSTAT GASKET (not an illustrated part)
43	5100208	1	DIPSTICK (not an illustrated part)
44	5100209	1	OIL PAN PLUG (not an illustrated part)
45	5100210	1	STARTER MOTOR (not an illustrated part)
46	5100211	1	ALTERNATOR (not an illustrated part)
47	5100212	1	BELT (not an illustrated part)
48	5100213	1	FUEL PUMP (not an illustrated part)
49	5100214	1	FUEL PUMP GASKET (not an illustrated part)
50	5100215	3	GLOW PLUG (not an illustrated part)
51	809268	1	AIR CLEANER COVER
52	841237	1	AIR FILTER ELEMENT (PRIMARY)
53	5022883X32	1	AIR CLEANER DUST VALVE
54	5100220	1	EXHAUST MANIFOLD GASKET (not an illustrated part)
55	5100221	1	OIL PRESSURE SWITCH (not an illustrated part)
56	5100222	1	WATER TEMPERATURE SWITCH (not an illustrated part)
57	5022883X8	1	SEAL, OIL FILL (not an illustrated part)
58	5100224	1	REAR MAIN SEAL (not an illustrated part)
59	5100225	1	FRONT MAIN SEAL (not an illustrated part)
60	807213	1	BRACKET, AIR CLEANER, ASSY - 5
61	5100229	3	INJECTOR ASSEMBLY (not an illustrated part)
62	5022883X10	3	WASHER, FUEL SOLENOID (not an illustrated part)
63	5022883X22	3	WASHER, OIL DRAIN PLUG (not an illustrated part)
64	5100235	3	PARTS MANUAL, ENGINE (not an illustrated part)
65	5100234	1	VALVE COVER GASKETS (not an illustrated part)
66	5022883X34	1	EXPANSION TANK, Complete (Includes Ref. No. 67, not an illustrated part)
67	5022883X35	1	CAP (not an illustrated part)
68	841238	1	AIR FILTER ELEMENT (SECONDARY)
69	5022883X11	1	ENGINE OIL FILTER
70	5100557	1	MUFFLER, 3011C, CAT DIESEL (Domestic models S/N: 2000428835 & Above, Export Models 2000375034 & Above.)
71	5400249A	1	BRACKET, THROTTLE - BLACK (Not shown. Throttle linkage parts.)(CE Models: S/N: 2012921393 & Below)
72	5022901	1	CLAMP, CONDUIT (Not shown. Throttle linkage parts.)
73	5047650	1	CLAMP, BARREL, THROTTLE (Not shown. Throttle linkage parts.)
74	5023215	2	CAPSCREW, HEX HEAD M6-1.0 X 14MM (Not shown. Throttle linkage parts.)
75	5025169	2	WASHER, 1/4" LOCK (Not shown. Throttle linkage parts.)
76	5025179X4	1	SCREW, #10-24 X 1/2" ROUND PHILLIPS (Not shown. Throttle linkage parts.)
77	5025271	1	NUT, #10-24 HEX NYLON LOCK (Not shown. Throttle linkage parts.)
78	5025156	2	WASHER, 3/8" SAE
80	5023448	2	CLAMP, HOSE, 2-3/4" (Clamps for Air Filter)
81	5023447	4	CLAMP, HOSE, 1-3/4" (Clamps for Radiator Hoses)
82	5023349	1	SENDER, WATER TEMPERATURE (Not an illustrated part)
83	5404060A	1	BRACKET, THROTTLE 4500 DIESEL, BLACK (Not shown. Throttle linkage parts.)(CE Models: S/N: 2012921394 & Above)

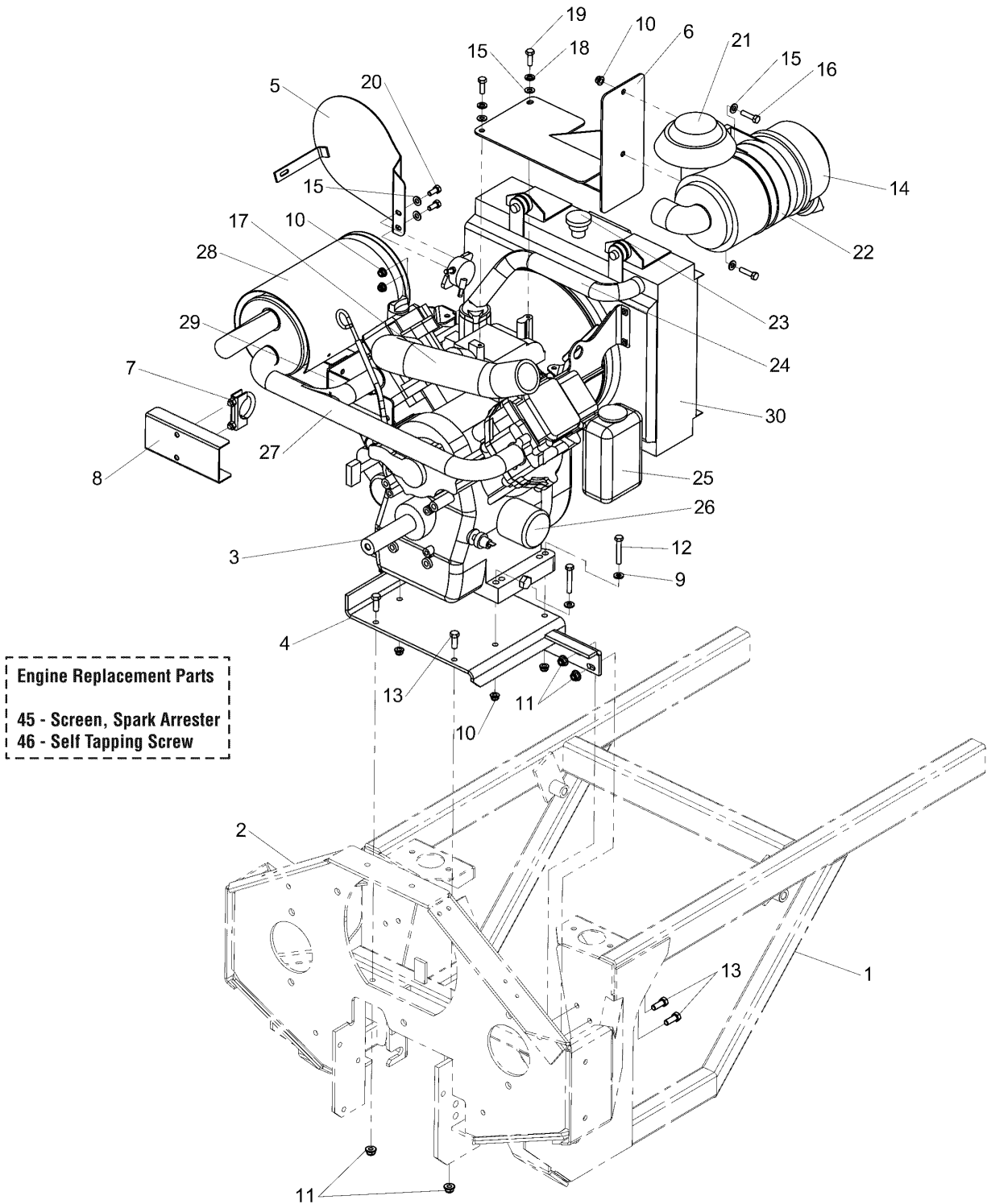
Footnotes

The above parts group applies to the following Mfg. Nos.:

5900161 (IS4500ZC28D61CE) (2005)
 5900719 (IS4500ZC28D61 AUS/NZ)
 5901181 (IS4500ZC28D61CE) (2006)
 5900626 (IS4500ZC28D61SDCE) (2006)
 5901180 (IS4500ZC28D61) (2006)
 5900160 (IS4500ZC28D61) (2005)

Engine, Radiator & Mount Group - Gas

NOTE: Unless noted otherwise,
use the standard hardware torque
specification chart.



The above parts group applies to the following Mfg. Nos.:

- 5900620 (IS4500ZBL35) (2005)
- 5900720 (IS4500ZBL3561 AUS/NZ)
- 5901179 (IS4500ZBL3561) (2006)
- 5901178 (IS4500ZBL35) (2006)
- 5900159 (IS4500ZBL3561) (2005)
- 5900721 (IS4500ZBL35 AUS/NZ)

Engine, Radiator & Mount Group - Gas

REF NO.	PART NO.	QTY.	DESCRIPTION
1	-	-	MAIN FRAME (See Main Frame & Front Suspension Group)
2	-	-	PUMP PLATE (See Pump Mount & Drive Group)
3	5023441	1	ENGINE, 35HP Briggs & Stratton (Model 613177)
4	5061612B	1	ENGINE PLATE
5	5400208A	1	MUFFLER GUARD
6	5400062B	1	AIR CLEANER MOUNT
7	5022609X1	1	MUFFLER CLAMP, 1-1/2"
8	5400160A	1	HEAT SHIELD
9	5025292	4	WASHER, 5/16" GD. 9 Flat
10	5025392	8	NUT, 5/16-18 Hex Nylock Flange
11	5025394	6	NUT, 3/8-16 Hex Nylock Flange
12	5025011X16	4	BOLT, 5/16-18 X 2"
13	5025013X8	6	BOLT, 3/8-16 X 1"
14	809670	1	AIR CLEANER ASSEMBLY (includes filter element)
15	5025155	6	WASHER, 5/16" SAE
16	5025011X10	2	BOLT, 5/16-18 X 1-1/4"
17	5061843	1	AIR INTAKE HOSE
18	5025170	2	WASHER, 5/16" Lock
19	5025237	2	BOLT, M8 X 25MM
20	5025011X6	2	BOLT, 5/16-18 X 3/4"
21	809268	1	RAIN CAP ASSEMBLY (includes clamp)
22	807213	1	AIR CLEANER BRACKET
23	809403	1	PRESSURE CAP
24	841268	1	UPPER WATER HOSE
25	842111	1	OVERFLOW BOTTLE
26	842921	1	FILTER, OIL, BRIGGS & STRATTON
27	842212	1	EXHAUST MANIFOLD
28	842213	1	MUFFLER
29	842101	1	MUFFLER BRACKET
30	841881	1	RADIATOR (pressure cap & screen included)
31	841497	1	AIR FILTER ELEMENT - Primary (not an illustrated part)
32	821136	1	AIR FILTER ELEMENT - Secondary (not an illustrated part)
33	807190	2	AIR INTAKE HOSE CLAMP (not an illustrated part)
34	809399	1	RADIATOR SCREEN (not an illustrated part)
35	807425	1	LOWER WATER HOSE - Pump to Tee (not an illustrated part)
36	807339	1	LOWER WATER HOSE TEE (not an illustrated part)
37	809410	1	LOWER WATER HOSE - Tee to Radiator (not an illustrated part)
38	841491	1	THERMOSTAT W/ GASKET (not an illustrated part)
39	809397	1	THERMOSTAT GASKET ONLY (not an illustrated part)
40	809895	1	OIL FILL CAP (not an illustrated part)
41	841007	1	DIP STICK (not an illustrated part)

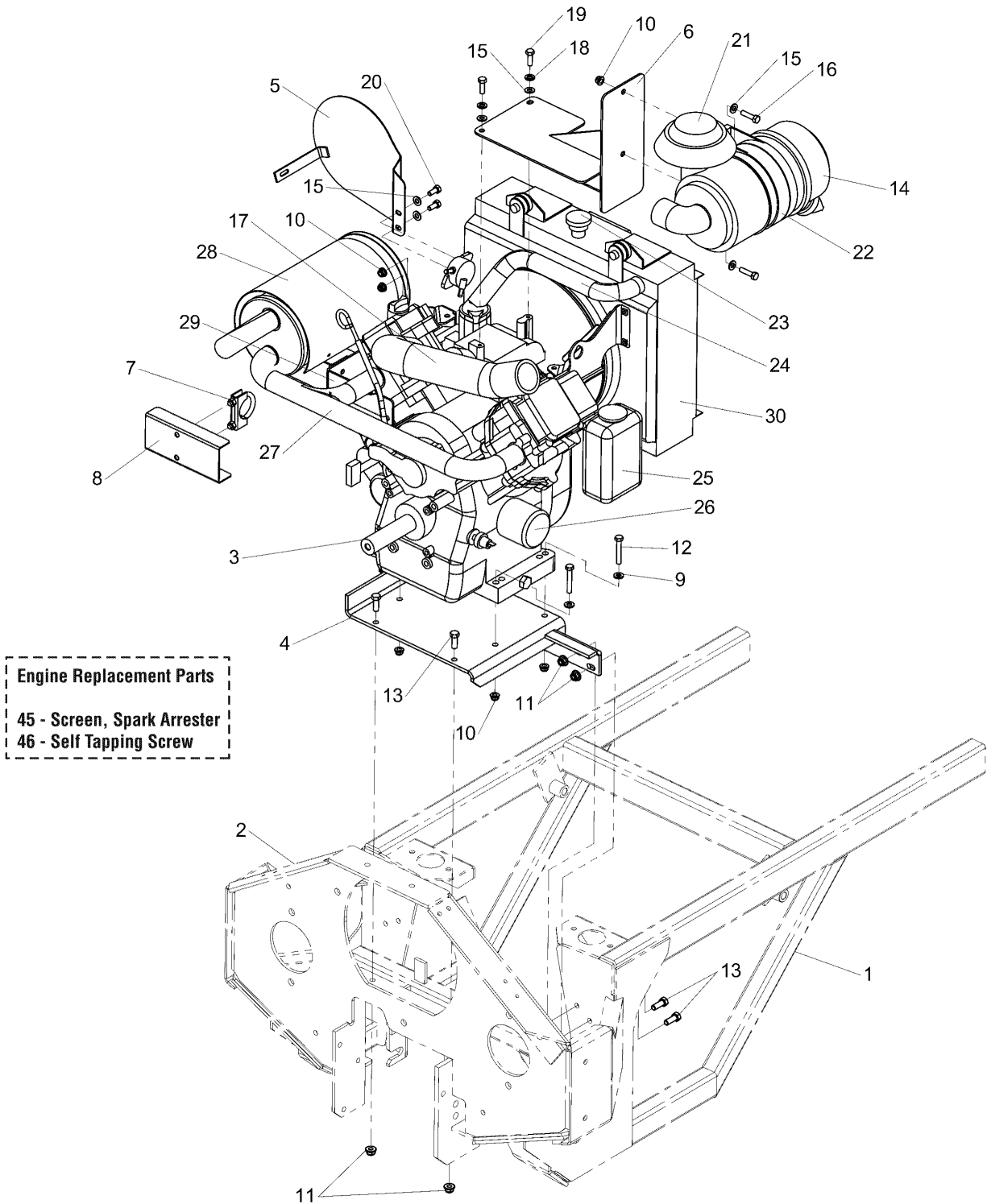
Footnotes

The above parts group applies to the following Mfg. Nos.:

5900620 (IS4500ZBL35) (2005)
 5900720 (IS4500ZBL3561 AUS/NZ)
 5901179 (IS4500ZBL3561) (2006)
 5901178 (IS4500ZBL35) (2006)
 5900159 (IS4500ZBL3561) (2005)
 5900721 (IS4500ZBL35 AUS/NZ)

Engine, Radiator & Mount Group - Gas

NOTE: Unless noted otherwise,
use the standard hardware torque
specification chart.



The above parts group applies to the following Mfg. Nos.:

- 5900620 (IS4500ZBL35) (2005)
- 5900720 (IS4500ZBL3561 AUS/NZ)
- 5901179 (IS4500ZBL3561) (2006)
- 5901178 (IS4500ZBL35) (2006)
- 5900159 (IS4500ZBL3561) (2005)
- 5900721 (IS4500ZBL35 AUS/NZ)

Engine, Radiator & Mount Group - Gas

REF NO.	PART NO.	QTY.	DESCRIPTION
42	847429	1	FUEL PUMP (not an illustrated part)
43	691035	1	FUEL FILTER (not an illustrated part)
44	5023445	1	SENDER, WATER TEMPERATURE (not an illustrated part)
45	842859	1	SCREEN, ARRESTER (not an illustrated part)
46	5025470	1	SCREW, SELF-TAP, #8-32 X 3/8, WASH HEX, CZ (not an illustrated part)

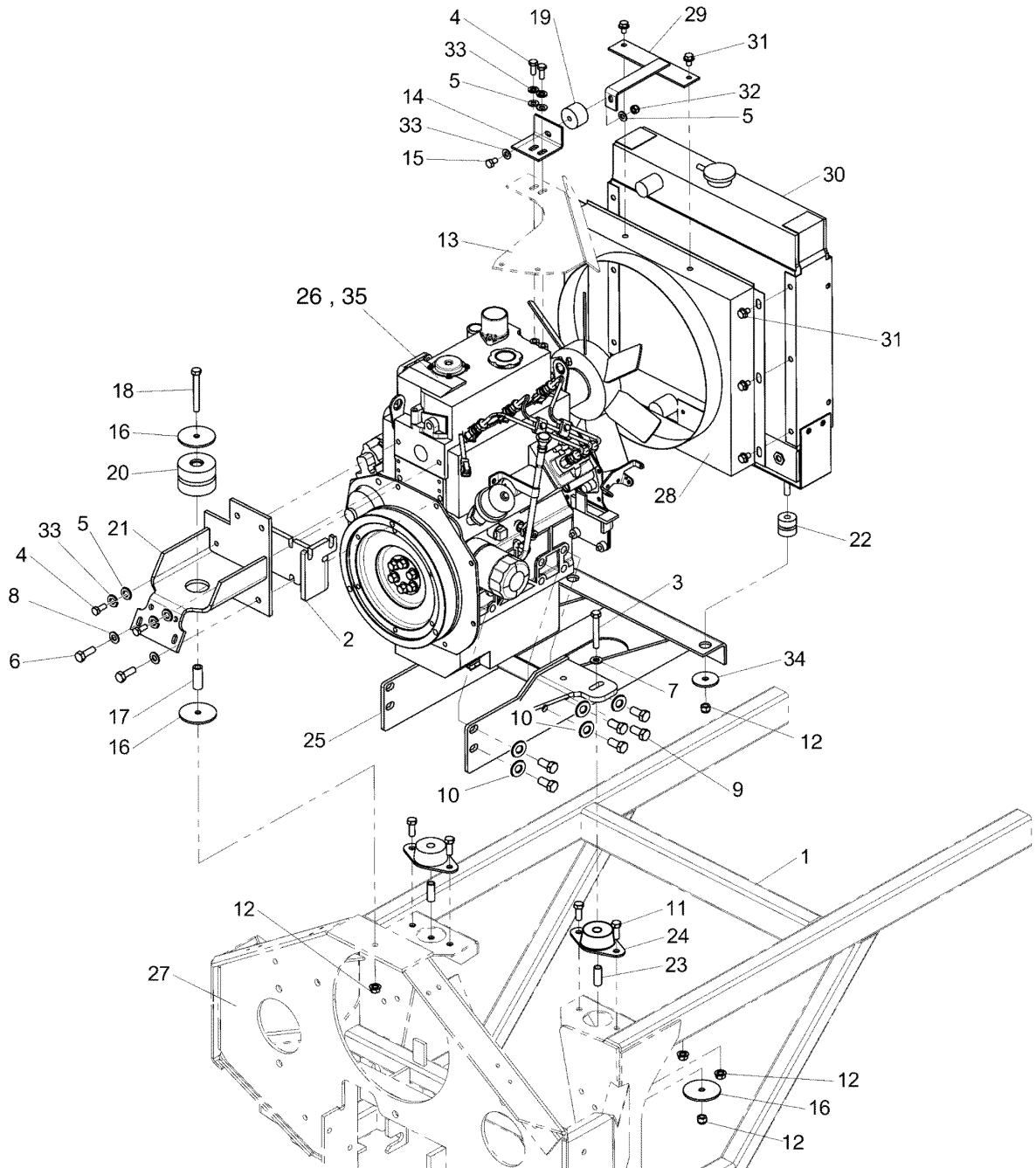
Footnotes

The above parts group applies to the following Mfg. Nos.:

5900620 (IS4500ZBL35) (2005)
5900720 (IS4500ZBL3561 AUS/NZ)
5901179 (IS4500ZBL3561) (2006)
5901178 (IS4500ZBL35) (2006)
5900159 (IS4500ZBL3561) (2005)
5900721 (IS4500ZBL35 AUS/NZ)

Engine, Radiator & Mount Group - Diesel

NOTE: Unless noted otherwise,
use the standard hardware torque
specification chart.



The above parts group applies to the following Mfg. Nos.:

5900160 (IS4500ZC28D61) (2005)

5901181 (IS4500ZC28D61CE) (2006)

5901180 (IS4500ZC28D61) (2006)

5900161 (IS4500ZC28D61CE) (2005)

5900626 (IS4500ZC28D61SDCE) (2006)

5900719 (IS4500ZC28D61 AUS/NZ)

Engine, Radiator & Mount Group - Diesel

REF NO.	PART NO.	QTY.	DESCRIPTION
1	-	-	MAIN FRAME (See Main Frame & Front Suspension Group)
2	5049632B	1	BRACKET, FUEL FILTER MOUNT
3	5025013X20	2	BOLT, 3/8-16 X 2-1/2" GD5 YZ
4	5025353	4	BOLT, M8-1.25 X 30MM, GD8.8 CZ
5	5025155	5	WASHER, 5/16" SAE
6	5025358	2	BOLT, M10-1.5 X 30MM GD8.8
7	5025156	2	WASHER, 3/8" SAE
8	5025336	2	WASHER, LOCK, 10MM
9	5025404	12	BOLT, M12-1.25 X 25MM HCS GD8.8
10	5025158	12	WASHER, 1/2" SAE
11	5025013X8	4	BOLT, 3/8-16 X 1" GD5 YZ
12	5025394	9	NUT, 3/8-16 HEX NYLOCK FLANGE
13	-	-	AIR FILTER PLATE (See Engine & Radiator Service Parts Group)
14	5049625B	1	MOUNT, RADIATOR, TOP ISO
15	5025011X6	1	BOLT, 5/16-18 X 3/4" GD5
16	5047381	4	WASHER, .39 X 2.50 X .125
17	5047380	1	SPACER, .38 X .62 X 1.62
18	5025013X24	1	BOLT, 3/8-16 X 3" GD5 YZ
19	5023130	1	ISO-MOUNT, TOP, DIESEL
20	5022897	1	ISO-MOUNT, REAR, DIESEL (2 piece)
21	5049560B	1	WELD, REAR ISO MOUNT
22	5023131	2	ISO-MOUNT, BOTTOM, DIESEL (2 piece)
23	5061273	2	SPACER, .38 X .50 X 1.33
24	5022896	2	ISO-MOUNT, ENGINE
25	5049484B	1	WELD RADIATOR SUPPORT
26	-	1	ENGINE, 28 HP CAT DIESEL, Model 3011C (S/N: CE Models - 2012921393 & Below; USA Models - 2013014056 & Below)
27	-	-	PUMP PLATE (See Pump Mount & Drive Group)
28	5023502	1	BAFFLE, RADIATOR
29	5061159B	1	WELD, UPPER RADIATOR
30	5023379	1	RADIATOR, CAT DIESEL 3011C
31	5023158	8	BOLT, 5/16-18 X 1/2" FLANGE, SPEC
32	5025392	1	NUT, 5/16-18 HEX NYLOCK FLANGE
33	5025170	6	WASHER, 5/16" LOCK
34	5025305	2	WASHER, .41 X 1.75 X .14
35	-	1	ENGINE, 28 CAT DIESEL, TIER 4 (S/N: CE Models - 2012921394 & Above; USA Models - 2013014057 & Above)

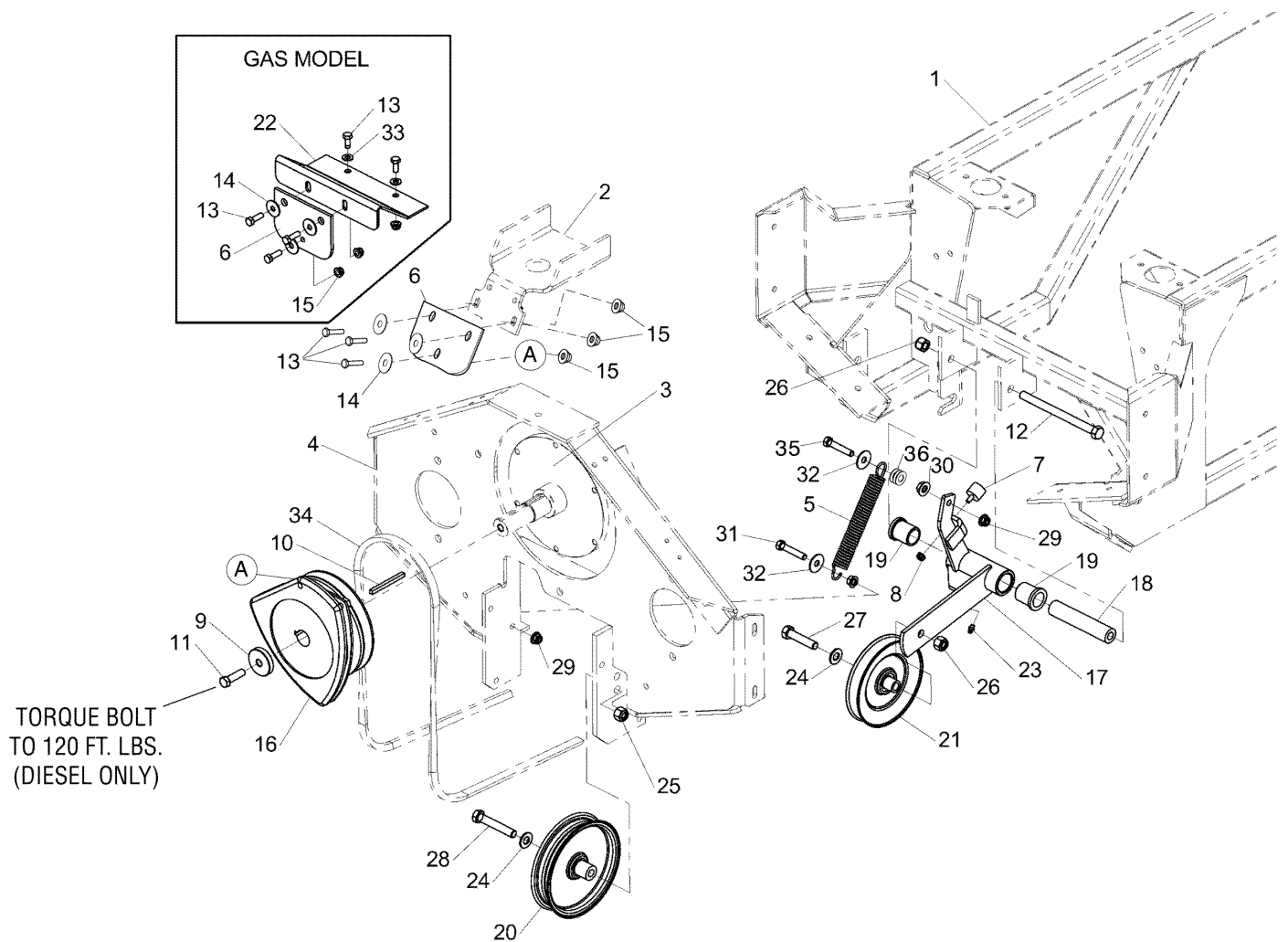
Footnotes

The above parts group applies to the following Mfg. Nos.:

5900160 (IS4500ZC28D61) (2005)
 5901181 (IS4500ZC28D61CE) (2006)
 5901180 (IS4500ZC28D61) (2006)
 5900161 (IS4500ZC28D61CE) (2005)
 5900626 (IS4500ZC28D61SDCE) (2006)
 5900719 (IS4500ZC28D61 AUS/NZ)

PTO Clutch & Anchor Group

NOTE: Unless noted otherwise,
use the standard hardware torque
specification chart.



- The above parts group applies to the following Mfg. Nos.:**
- | | |
|------------------------------------|----------------------------------|
| 5900720 (IS4500ZBL3561 AUS/NZ) | 5900160 (IS4500ZC28D61) (2005) |
| 5900161 (IS4500ZC28D61CE) (2005) | 5901181 (IS4500ZC28D61CE) (2006) |
| 5901178 (IS4500ZBL35) (2006) | 5900620 (IS4500ZBL35) (2005) |
| 5900626 (IS4500ZC28D61SDCE) (2006) | 5900159 (IS4500ZBL3561) (2005) |
| 5900719 (IS4500ZC28D61 AUS/NZ) | 5901180 (IS4500ZC28D61) (2006) |
| 5900721 (IS4500ZBL35 AUS/NZ) | 5901179 (IS4500ZBL3561) (2006) |

PTO Clutch & Anchor Group

REF NO.	PART NO.	QTY.	DESCRIPTION
1	-	-	MAIN FRAME (See Main Frame & Front Suspension Group)
2	-	-	REAR ISO MOUNT (See Engine Group - Diesel Model only)
3	-	-	CRANK SHAFT / STUB SHAFT (See Engine Group)
4	-	-	PUMP PLATE (See Pump Mount & Drive Group)
5	5100633	1	SPRING, EXTENSION, SWIVEL
6	5043636	1	CLUTCH ANCHOR PAD
7	5022673	1	RUBBER BUMPER 1/4-20
8	5025091	1	NUT, 1/4-20 HEX NYLON FLANGE
9	5101524	1	SPACER, .515 X 1.875 X .375
10	5050407X8	1	KEY, 1/4" SQ. X 1" (Diesel models)
10	5050407X2	1	KEY, 1/4" SQ. X 3" (Gas model, common key with pump drive pulley)
11	5025499	1	CRANKSHAFT BOLT, 1/2-20 X 1-3/4" GD8 YZ (Diesel models)
11	5043626	1	CRANKSHAFT BOLT, 7/16" x 3" (61" Gas model)
11	5025433	1	CRANKSHAFT BOLT, 7/16" X 4" (72" Gas model)
12	5025017X52	1	BOLT, 1/2-13 X 6-1/2" GD8 YZ
13	5025011X8	5	BOLT, 5/16-18 X 1" GD5 YZ
14	5044617	3	WASHER, .34 X 1.25 X 10 GA
15	5025392	3	NUT, 5/16-18 HEX NYLOCK FLANGE
16	5023382	1	CLUTCH,#527174,OGURA GT5
16	5100359	1	ELECTRIC CLUTCH (72" model)
17	5049640B	1	WELD, IDLER ARM
18	5049641	1	SPACER, .52 X 1.00 X 5.00
19	5021541	2	BUSHING, FLANGE
20	5023493	1	PULLEY, IDLER - 6
21	5023298	1	PULLEY, 6" DEEP GROVE IDLER
22	5400061B	1	CLUTCH ANCHOR BRACKET
22	5401360B	1	CLUTCH ANCHOR BRACKET (72" model)
23	5020095	1	GREASE FITTING 1/4-28 STRAIGHT
24	5025158	2	WASHER, 1/2" SAE
25	5025056	1	NUT, 1/2-13 HEX NYLON LOCK
26	5025396	2	NUT, 1/2-13 HEX NYLON FLANGE
27	5025017X18	1	BOLT, 1/2-13 X 2-1/4" GD5 YZ
28	5025018X28	1	BOLT, 1/2-20 X 3-1/2" GD5 YZ
29	5025394	2	NUT, 3/8-16 HEX NYLOCK FLANGE
30	5025128	2	NUT, 3/8-16 HEX SERRATED FLANGE
31	5025013X12	1	BOLT, 3/8-16 X 1-1/2" GD5 YZ
32	5025165	2	WASHER, 3/8" FENDER
33	5025155	2	WASHER, 5/16" SAE
34	-	-	BELT (See Mower Deck Pulleys, Belts & Idler Group)
35	5025013X14	1	BOLT, 3/8-16 X 1-3/4" GD5 YZ
36	5025156	3	WASHER, 3/8" SAE

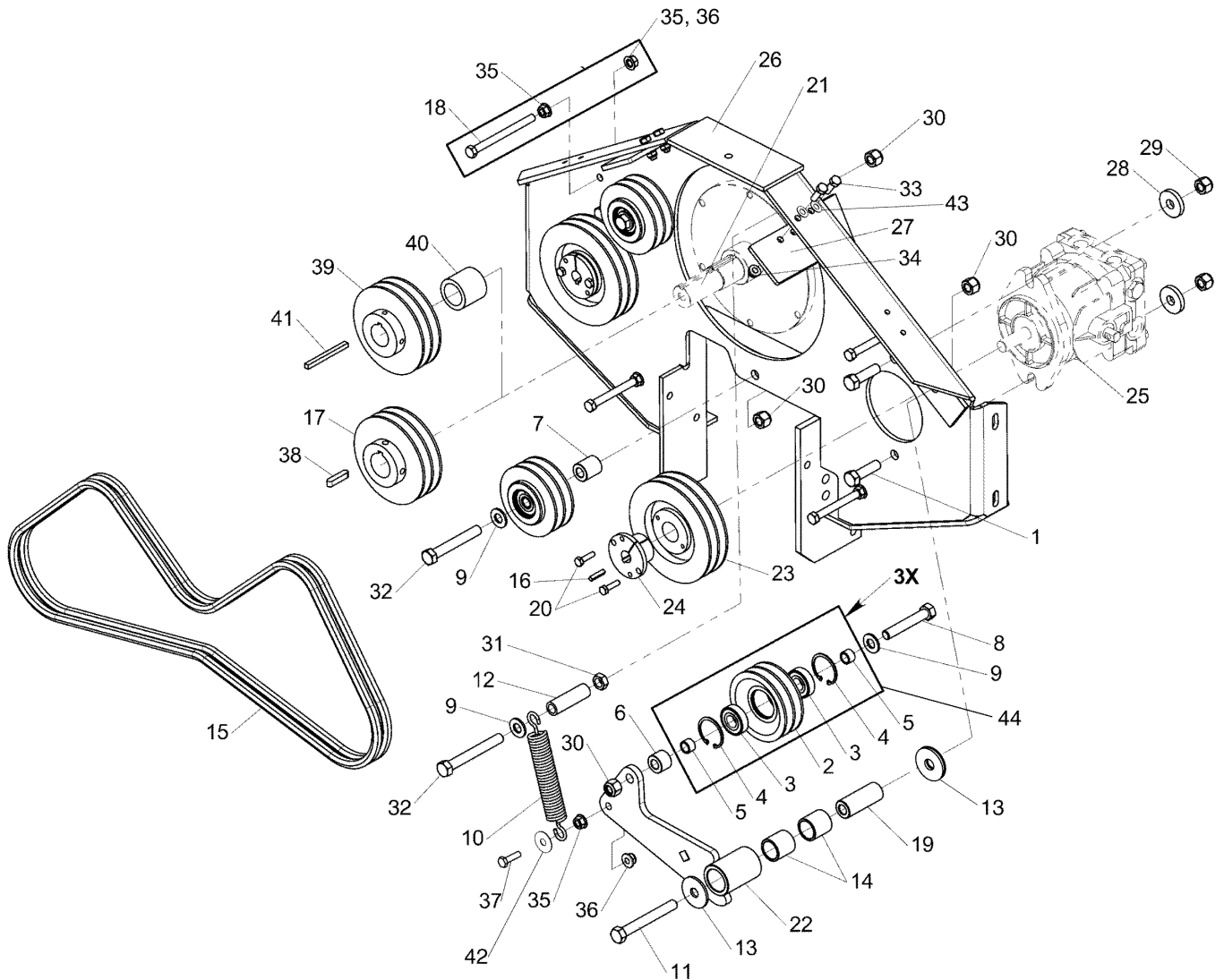
Footnotes

The above parts group applies to the following Mfg. Nos.:

5900720 (IS4500ZBL3561 AUS/NZ)	5900160 (IS4500ZC28D61) (2005)
5900161 (IS4500ZC28D61CE) (2005)	5901181 (IS4500ZC28D61CE) (2006)
5901178 (IS4500ZBL35) (2006)	5900620 (IS4500ZBL35) (2005)
5900626 (IS4500ZC28D61SDCE) (2006)	5900159 (IS4500ZBL3561) (2005)
5900719 (IS4500ZC28D61 AUS/NZ)	5901180 (IS4500ZC28D61) (2006)
5900721 (IS4500ZBL35 AUS/NZ)	5901179 (IS4500ZBL3561) (2006)

Pump Mount & Drive Group

NOTE: Unless noted otherwise, use the standard hardware torque specification chart.



The above parts group applies to the following Mfg. Nos.:

- | | |
|----------------------------------|------------------------------------|
| 5900720 (IS4500ZBL3561 AUS/NZ) | 5900719 (IS4500ZC28D61 AUS/NZ) |
| 5901178 (IS4500ZBL35) (2006) | 5901179 (IS4500ZBL3561) (2006) |
| 5900159 (IS4500ZBL3561) (2005) | 5901181 (IS4500ZC28D61CE) (2006) |
| 5900160 (IS4500ZC28D61) (2005) | 5900620 (IS4500ZBL35) (2005) |
| 5900161 (IS4500ZC28D61CE) (2005) | 5900626 (IS4500ZC28D61SDCE) (2006) |
| 5901180 (IS4500ZC28D61) (2006) | 5900721 (IS4500ZBL35 AUS/NZ) |

Pump Mount & Drive Group

REF NO.	PART NO.	QTY.	DESCRIPTION
1	5025018X14	4	BOLT, 1/2-20 X 1-3/4" GD5 YZ
2	5023390	3	PULLEY, A SECTION, 4" IDLER
3	5020827	6	BEARING, IDLER
4	5020865	6	SNAP RING, INTERNAL
5	5020870	6	INSERT, BEARING
6	5045178	1	SPACER, .52 X 1.00 X .75
7	5061781	2	SPACER, .52 X 1.00 X 1.15
8	5025017X24	1	BOLT, 1/2-13 X 3" GD5
9	5025158	4	WASHER, 1/2" SAE
10	5022847	1	SPRING, EXTENSION, SWIVEL END
11	5025017X32	1	BOLT, 1/2-13 X 4" GD5 YZ
12	5050857X2P5	1	HOSE, 1/2" PUSH-ON 2.50"
13	5025415	2	WASHER, .50 X 1.75 X 0.13
14	5022157	2	BUSHING, BRASS, 1.25X1X1.25
15	5023388	1	BELT, 66.5" # 7-8672, (SET OF 2)
16	5022156	2	KEY, 5MM SQ. X 25MM LONG
17	5022899	1	PULLEY, PUMP DRIVE (Diesel Models)
18	5025013X36	4	BOLT, 3/8-16 X 4-1/2" GD5 YZ
19	5400022	1	SPACER, .52 X 1.00 X 2.55
20	5025010X8	4	BOLT, 1/4-20 X 1", GD5
21	-	-	CRANK SHAFT / STUB SHAFT (See Engine Group)
22	5061368B	1	WELD, IDLER ARM
23	5022382	2	PULLEY, 5.75 OD X 2 GROOVE
24	5022383	2	BUSHING, 17MM, HQ
25	-	-	HYDRAULIC PUMP (See Hydraulic Group)
26	5049539B	1	PUMP PLATE (Diesel)
26	5400055B	1	PUMP PLATE (Gas)
27	5400123B	2	BAR, COVER STOP, RED
28	5044913	4	WASHER, .53 X 1.50 X .25
29	5025098	4	NUT, 1/2-20 HEX NYLON LOCK
30	5025056	5	NUT, 1/2-13 HEX NYLON LOCK
31	5025301	1	NUT, 1/2-13 HEX JAM
32	5025017X28	3	BOLT, 1/2-13 X 3-1/2" GD5 YZ
33	5025011X8	4	BOLT, 5/16-18 X 1" GD5 YZ
34	5025392	4	NUT, 5/16-18 HEX NYLOCK FLANGE
35	5025128	9	NUT, 3/8-16 HEX SERRATED FLANGE (2 USED ON BACKSIDE OF BOTTOM BELT GUIDE BOLTS)
36	5025394	3	NUT, 3/8-16 HEX NYLOCK FLANGE (2 USED ON BACKSIDE OF TOP BELT GUIDE BOLTS)
37	5025013X12	1	BOLT, 3/8-16 X 1-1/2" GD5 YZ
38	5050404X4	1	KEY, 5/16" SQ X 1.464" RD ENDS (Diesel Models)
39	5100906	1	PULLEY, CRANKSHAFT (Gas Model)
40	5100944	1	SPACER, 1.26 X 1.75 X 1.48 (Gas Model)

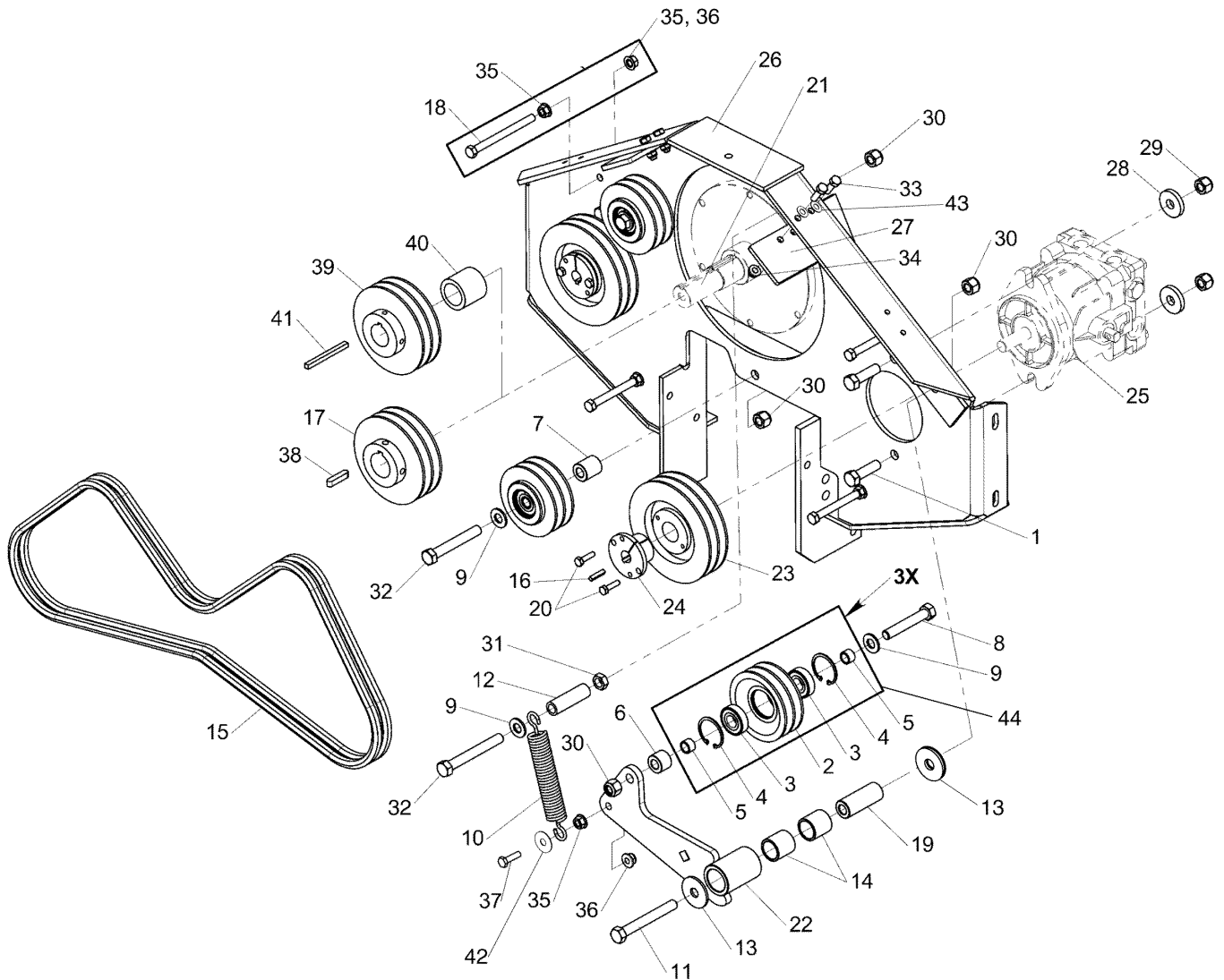
Footnotes

The above parts group applies to the following Mfg. Nos.:

5900720 (IS4500ZBL3561 AUS/NZ)	5900719 (IS4500ZC28D61 AUS/NZ)
5901178 (IS4500ZBL35) (2006)	5901179 (IS4500ZBL3561) (2006)
5900159 (IS4500ZBL3561) (2005)	5901181 (IS4500ZC28D61CE) (2006)
5900160 (IS4500ZC28D61) (2005)	5900620 (IS4500ZBL35) (2005)
5900161 (IS4500ZC28D61CE) (2005)	5900626 (IS4500ZC28D61SDCE) (2006)
5901180 (IS4500ZC28D61) (2006)	5900721 (IS4500ZBL35 AUS/NZ)

Pump Mount & Drive Group

NOTE: Unless noted otherwise, use the standard hardware torque specification chart.



The above parts group applies to the following Mfg. Nos.:

- | | |
|----------------------------------|------------------------------------|
| 5900720 (IS4500ZBL3561 AUS/NZ) | 5900719 (IS4500ZC28D61 AUS/NZ) |
| 5901178 (IS4500ZBL35) (2006) | 5901179 (IS4500ZBL3561) (2006) |
| 5900159 (IS4500ZBL3561) (2005) | 5901181 (IS4500ZC28D61CE) (2006) |
| 5900160 (IS4500ZC28D61) (2005) | 5900620 (IS4500ZBL35) (2005) |
| 5900161 (IS4500ZC28D61CE) (2005) | 5900626 (IS4500ZC28D61SDCE) (2006) |
| 5901180 (IS4500ZC28D61) (2006) | 5900721 (IS4500ZBL35 AUS/NZ) |

Pump Mount & Drive Group

REF NO.	PART NO.	QTY.	DESCRIPTION
41	5050407X2	1	KEY, 1/4" SQ. X 3" (Gas Model)
42	5025165	1	WASHER, 3/8" Fender
43	5025155	4	WASHER, 5/16" SAE
44	5600200	3	ASSM, PULLEY IDLER (Includes Ref Nos 2-5)

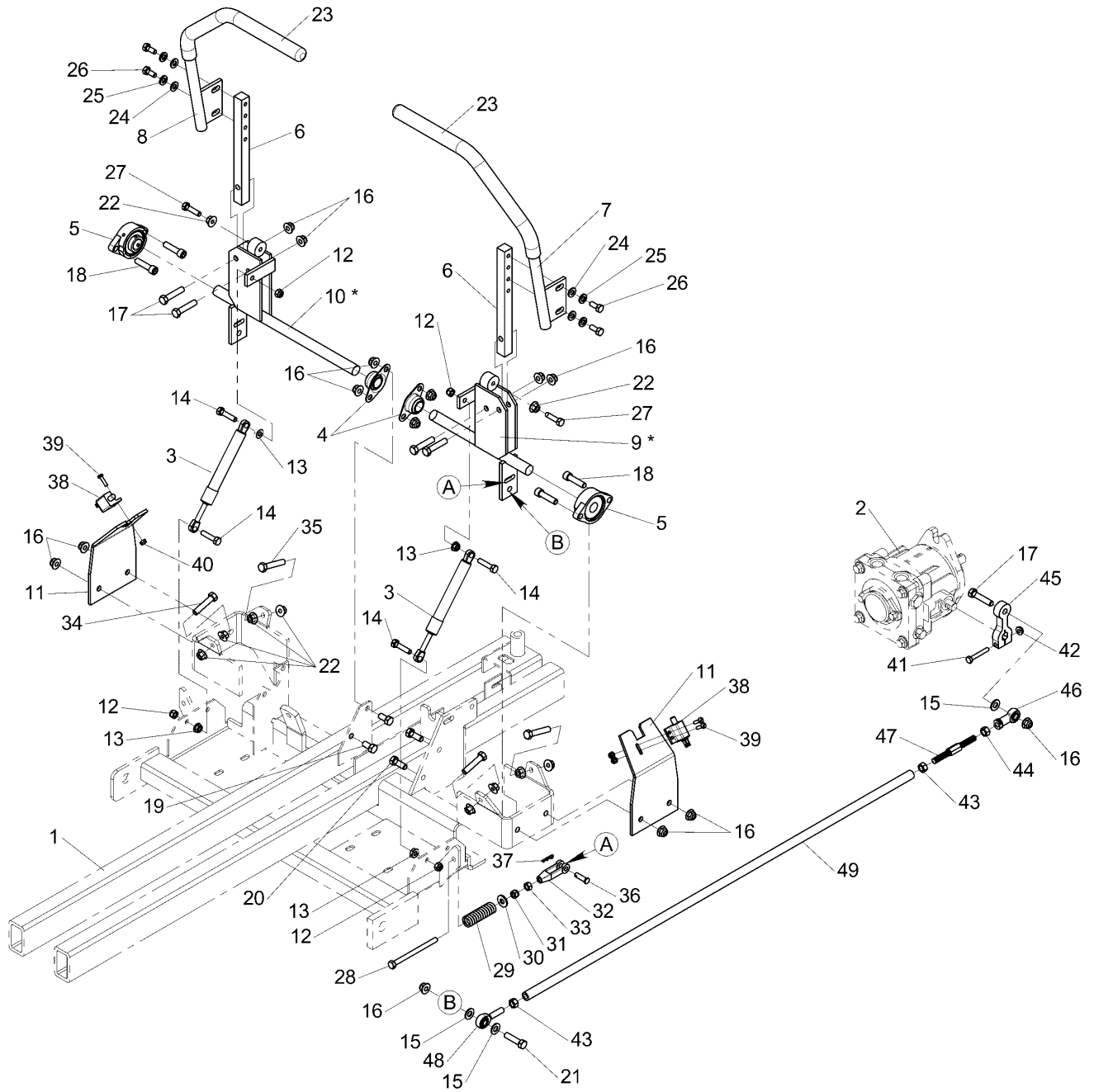
Footnotes

The above parts group applies to the following Mfg. Nos.:

5900720 (IS4500ZBL3561 AUS/NZ)	5900719 (IS4500ZC28D61 AUS/NZ)
5901178 (IS4500ZBL35) (2006)	5901179 (IS4500ZBL3561) (2006)
5900159 (IS4500ZBL3561) (2005)	5901181 (IS4500ZC28D61CE) (2006)
5900160 (IS4500ZC28D61) (2005)	5900620 (IS4500ZBL35) (2005)
5900161 (IS4500ZC28D61CE) (2005)	5900626 (IS4500ZC28D61SDCE) (2006)
5901180 (IS4500ZC28D61) (2006)	5900721 (IS4500ZBL35 AUS/NZ)

Motion Control Group

NOTE: Unless noted otherwise, use the standard hardware torque specification chart.



The above parts group applies to the following Mfg. Nos.:

- | | |
|--------------------------------|------------------------------------|
| 5901179 (IS4500ZBL3561) (2006) | 5900159 (IS4500ZBL3561) (2005) |
| 5900719 (IS4500ZC28D61 AUS/NZ) | 5900720 (IS4500ZBL3561 AUS/NZ) |
| 5901180 (IS4500ZC28D61) (2006) | 5900626 (IS4500ZC28D61SDCE) (2006) |
| 5900160 (IS4500ZC28D61) (2005) | 5900161 (IS4500ZC28D61CE) (2005) |
| 5901178 (IS4500ZBL35) (2006) | 5901181 (IS4500ZC28D61CE) (2006) |
| 5900620 (IS4500ZBL35) (2005) | 5900721 (IS4500ZBL35 AUS/NZ) |

Motion Control Group

REF NO.	PART NO.	QTY.	DESCRIPTION
1	-	-	MAIN FRAME (See Main Frame & Front Suspension Group)
2	-	-	HYDRAULIC PUMP (See Hydraulic Group)
3	5022978	2	DAMPENER
4	5021098	2	BEARING, BRONZE FLANGE, 3/4
5	5021499	2	BEARING, FLANGE
6	5047004	2	MOUNT, CONTROL ARM
7	5400911B	1	WELD, HANDLE MOTION CONTROL-LH
8	5400912B	1	WELD, HANDLE MOTION CONTROL-RH
9	5049583B	1	MOTION CONTROL SHAFT - LH (S/N: 465 & below)
9	5400229B	1	MOTION CONTROL SHAFT - LH * (S/N: 466 & above)
10	5049582B	1	MOTION CONTROL SHAFT - RH (S/N: 465 & below)
10	5400228B	1	MOTION CONTROL SHAFT - RH * (S/N: 466 & above)
11	5049513B	2	PLATE, NEUTRAL LOCK - RED
12	5025354	4	NUT, M8-1.25 NYLON LOCK, CZ
13	5025355	4	NUT, M8-1.25 SERR. FLANGE, CZ
14	5025335	4	BOLT, M8-1.25 X 35MM, GD8.8
15	5025156	6	WASHER 3/8" SAE
16	5025394	16	NUT, 3/8-16 HEX NYLOCK FLANGE
17	5025013X14	6	BOLT, 3/8-16 X 1-3/4" GD5
18	5100617	4	BOLT, 3/8-16 X 1-1/2, SOC HD, GD5, YZ
19	5025013X6	2	BOLT, 3/8-16 X 3/4" GD5 YZ
20	5025013X8	2	BOLT, 3/8-16 X 1" GD5 YZ
21	5025013X12	2	BOLT, 3/8-16 X 1-1/2" GD5 YZ
22	5025139	12	NUT, 5/16-18 HEX SERRATED FLANGE (LARGE)
23	5022068	2	GRIP, FOAM, 3/4" ID, 16" LONG
24	5025155	4	WASHER, 5/16" SAE
25	5025170	4	WASHER, 5/16" LOCK
26	5025011X8	4	BOLT, 5/16-18 X 1" GD5 YZ
27	5025011X10	2	BOLT, 5/16-18 X 1-1/4" GD5 YZ
28	5047137	2	BOLT, 5/16-24 X 4.25" GD5 YZ
29	5022645	2	SPRING, REVERSE RETURN
30	5025337	2	WASHER, 5/16" USS
31	5025045	2	NUT, 5/16-24 HEX NYLON LOCK
32	5020979	2	CLEVIS, 5/16-24, PLASTIC
33	5025033	2	NUT, 5/16-24 HEX
34	5025055X14	2	BOLT, 5/16-18 X 1-3/4" GD5 TFL
35	5025055X16	2	BOLT, 5/16-18 X 2" GD5 TFL
36	5025213X8	2	CLEVIS PIN, 5/16 x 1
37	5025211	2	PIN, HAIR, .0585" X 1-1/8"
38	5021451	2	SWITCH, PLUNGER, N.O.
39	5025179X4	4	SCREW, #10-24 X 1/2" ROUND PHILLIPS

Footnotes

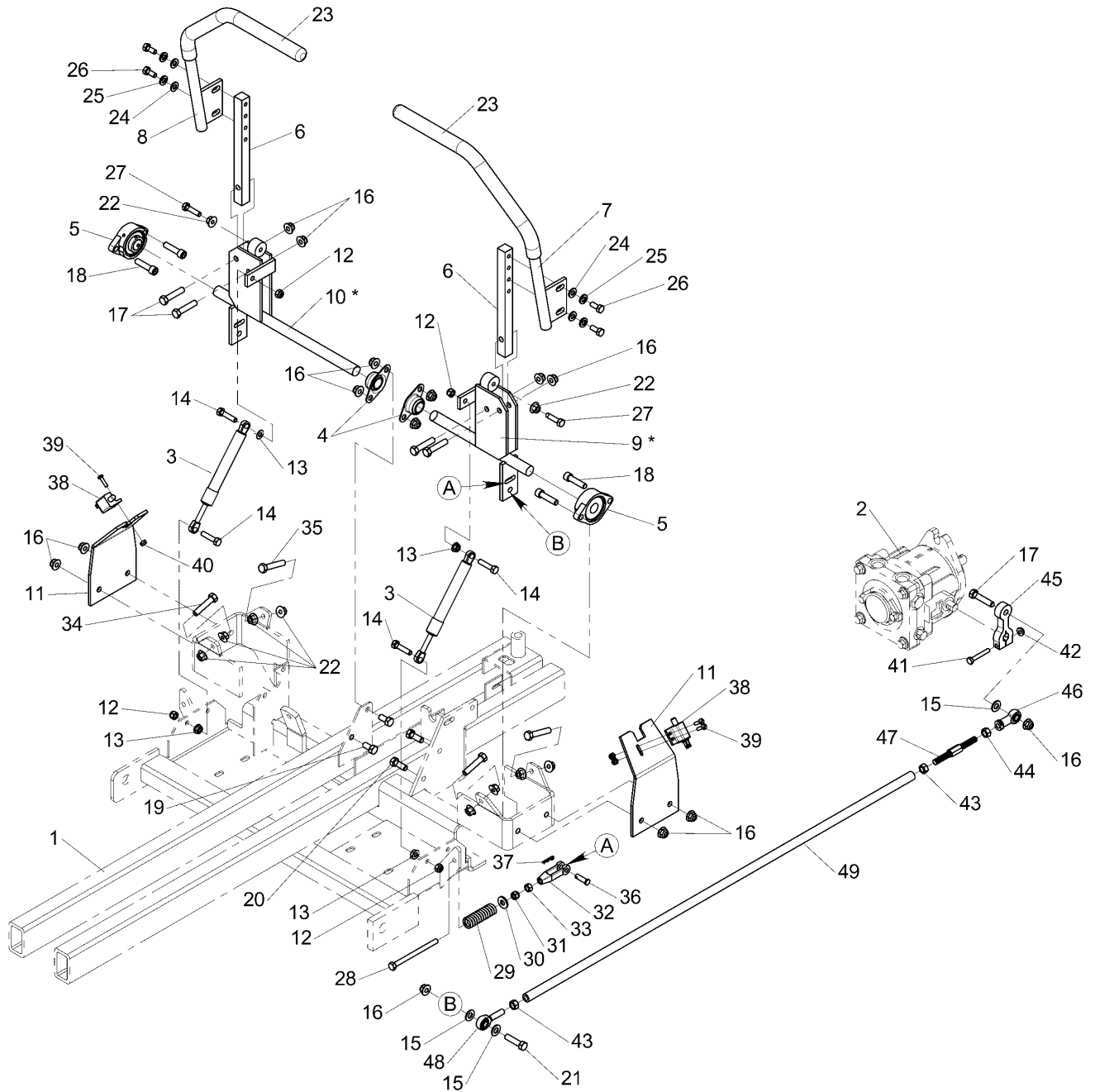
* - Use Qty. (2) of the flange nuts (Ref No. 22) with the bolt (Ref No. 27)

The above parts group applies to the following Mfg. Nos.:

5901179 (IS4500ZBL3561) (2006)	5900159 (IS4500ZBL3561) (2005)
5900719 (IS4500ZC28D61 AUS/NZ)	5900720 (IS4500ZBL3561 AUS/NZ)
5901180 (IS4500ZC28D61) (2006)	5900626 (IS4500ZC28D61SDCE) (2006)
5900160 (IS4500ZC28D61) (2005)	5900161 (IS4500ZC28D61CE) (2005)
5901178 (IS4500ZBL35) (2006)	5901181 (IS4500ZC28D61CE) (2006)
5900620 (IS4500ZBL35) (2005)	5900721 (IS4500ZBL35 AUS/NZ)

Motion Control Group

NOTE: Unless noted otherwise, use the standard hardware torque specification chart.



The above parts group applies to the following Mfg. Nos.:

- | | |
|--------------------------------|------------------------------------|
| 5901179 (IS4500ZBL3561) (2006) | 5900159 (IS4500ZBL3561) (2005) |
| 5900719 (IS4500ZC28D61 AUS/NZ) | 5900720 (IS4500ZBL3561 AUS/NZ) |
| 5901180 (IS4500ZC28D61) (2006) | 5900626 (IS4500ZC28D61SDCE) (2006) |
| 5900160 (IS4500ZC28D61) (2005) | 5900161 (IS4500ZC28D61CE) (2005) |
| 5901178 (IS4500ZBL35) (2006) | 5901181 (IS4500ZC28D61CE) (2006) |
| 5900620 (IS4500ZBL35) (2005) | 5900721 (IS4500ZBL35 AUS/NZ) |

Motion Control Group

REF NO.	PART NO.	QTY.	DESCRIPTION
40	5025029	4	NUT, #10-24 HEX
41	5025010X14	2	BOLT, 1/4-20 X 1-3/4" GD5 YZ
42	5025391	2	NUT, 1/4-20 HEX NYLOCK FLANGE
43	5025035	4	NUT, 3/8-24 HEX
44	5025317	2	NUT, 3/8-24 HEX LH
45	5045863	2	ARM, PUMP CONTROL (21 SERIES)
46	5022392	2	ROD END, 3/8-24 LH FEMALE
47	5046534	2	LINK, ADJUSTABLE, SHORT
48	5021124	2	BALL JOINT, 3/8-24 MALE
49	5049662	2	ROD, CONTROL

Footnotes

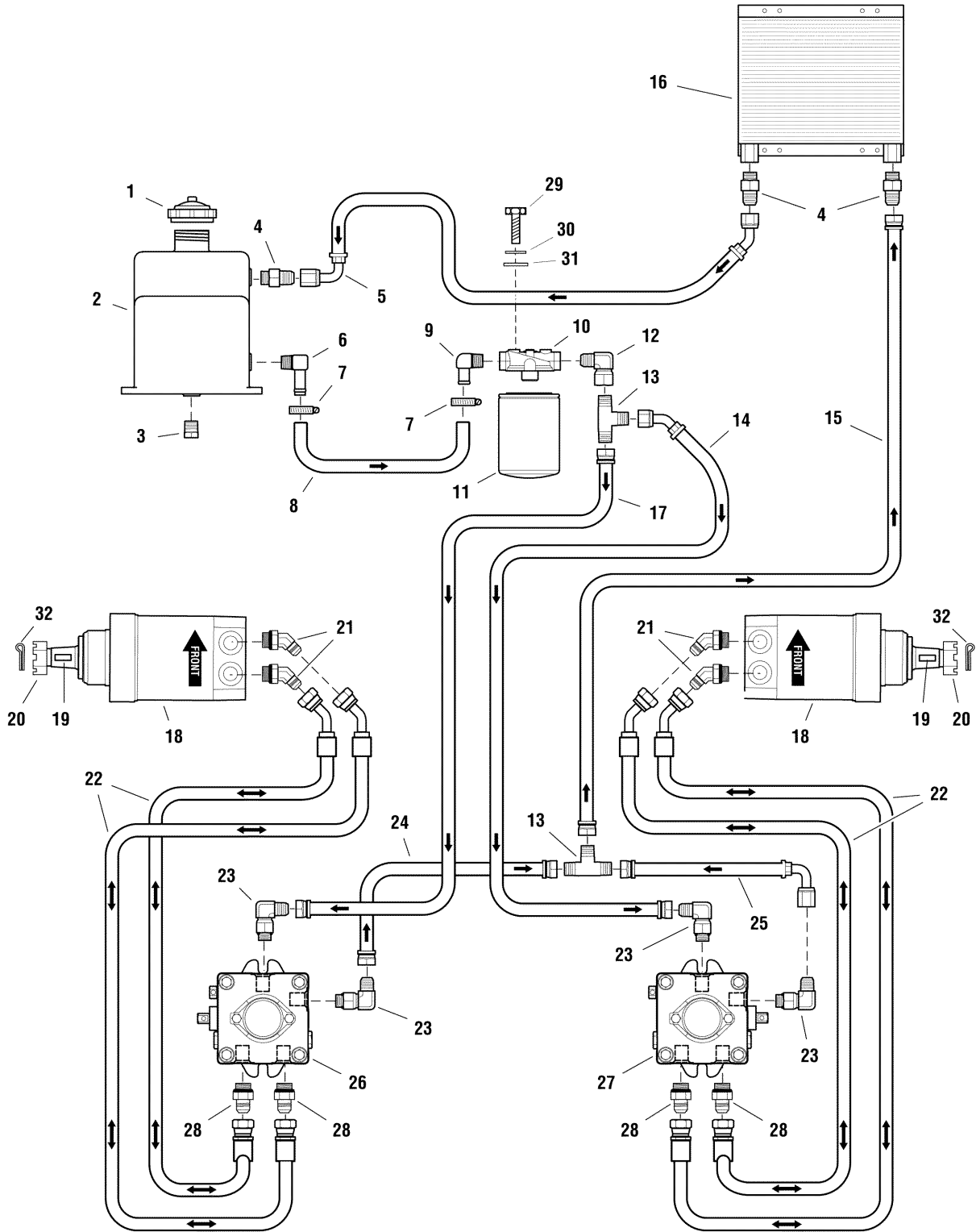
* - Use Qty. (2) of the flange nuts (Ref No. 22) with the bolt (Ref No. 27)

The above parts group applies to the following Mfg. Nos.:

5901179 (IS4500ZBL3561) (2006)	5900159 (IS4500ZBL3561) (2005)
5900719 (IS4500ZC28D61 AUS/NZ)	5900720 (IS4500ZBL3561 AUS/NZ)
5901180 (IS4500ZC28D61) (2006)	5900626 (IS4500ZC28D61SDCE) (2006)
5900160 (IS4500ZC28D61) (2005)	5900161 (IS4500ZC28D61CE) (2005)
5901178 (IS4500ZBL35) (2006)	5901181 (IS4500ZC28D61CE) (2006)
5900620 (IS4500ZBL35) (2005)	5900721 (IS4500ZBL35 AUS/NZ)

Hydraulic Group - Diesel

NOTE: Unless noted otherwise,
use the standard hardware torque
specification chart.



The above parts group applies to the following Mfg. Nos.:

- 5901180 (IS4500ZC28D61) (2006)
- 5900160 (IS4500ZC28D61) (2005)
- 5900161 (IS4500ZC28D61CE) (2005)
- 5901181 (IS4500ZC28D61CE) (2006)
- 5900719 (IS4500ZC28D61 AUS/NZ)
- 5900626 (IS4500ZC28D61SDCE) (2006)

Hydraulic Group - Diesel

REF NO.	PART NO.	QTY.	DESCRIPTION
1	5022437	1	CAP, 2-1/2" VENTED
2	5045872	1	HYDRAULIC OIL RESERVOIR
3	5020986	1	PLUG, 1/2" NPT, SQUARE HEAD
4	5022601	3	FITTING, #8 JIC - 1/2" NPT, STRAIGHT
5	5061489	1	HOSE ASSEMBLY, 48"
6	5021233	1	FITTING, 1/2NPT-5/8" HOSE, 90D
7	5021164	2	CLAMP, #10 HOSE, STAINLESS
8	5050848X13	1	HOSE, 5/8 PUSH-ON, 13.00"
9	5022707	1	FITTING, 1/2NPT-5/8" HOSE, 90D
10	5021356	1	FILTER HEAD
11	5021357	1	FILTER, HYDRAULIC
12	5023404	1	FITTING, #8 JIC F - 1/2" NPT, 90 DEG.
13	5022604	2	FITTING, TEE, JIC #8
14	5061492	1	HOSE ASSEMBLY, 28"
15	5061490	1	HOSE ASSEMBLY, 49"
16	5022377	1	OIL COOLER 1.5" X 8.5" X 11
17	5061491	1	HOSE ASSEMBLY, 42"
18	5022368	2	WHEEL MOTOR, TF0405UB080AADD MB 25 SERIES (Includes Ref No. 19 & 20)
19	5022042X2	2	KEY
20	5022042X3	2	NUT, CASTLE, 1-20
21	5022709	4	FITTING, #8 JIC - #10 O-RING, 45 DEG.
22	5023086	4	HYDRAULIC HOSE ASSEMBLY, 29"
23	5022599	4	FITTING, #8 JIC - #8 O-RING, 90 DEG.
24	5061493	1	HOSE ASSEMBLY, 14"
25	5061488	1	HOSE ASSEMBLY, 7"
26	5023401	1	HYDRAULIC PUMP - LH
27	5023402	1	HYDRAULIC PUMP - RH
28	5022633	4	ADAPTER, HYD.
29	5025010X6	2	BOLT, 1/4-20 X 3/4" GD5 YZ
30	5025169	2	WASHER, 1/4" LOCK
31	5025154	2	WASHER, 1/4" SAE
32	5025203X16	2	PIN, COTTER, 1/8" X 2"

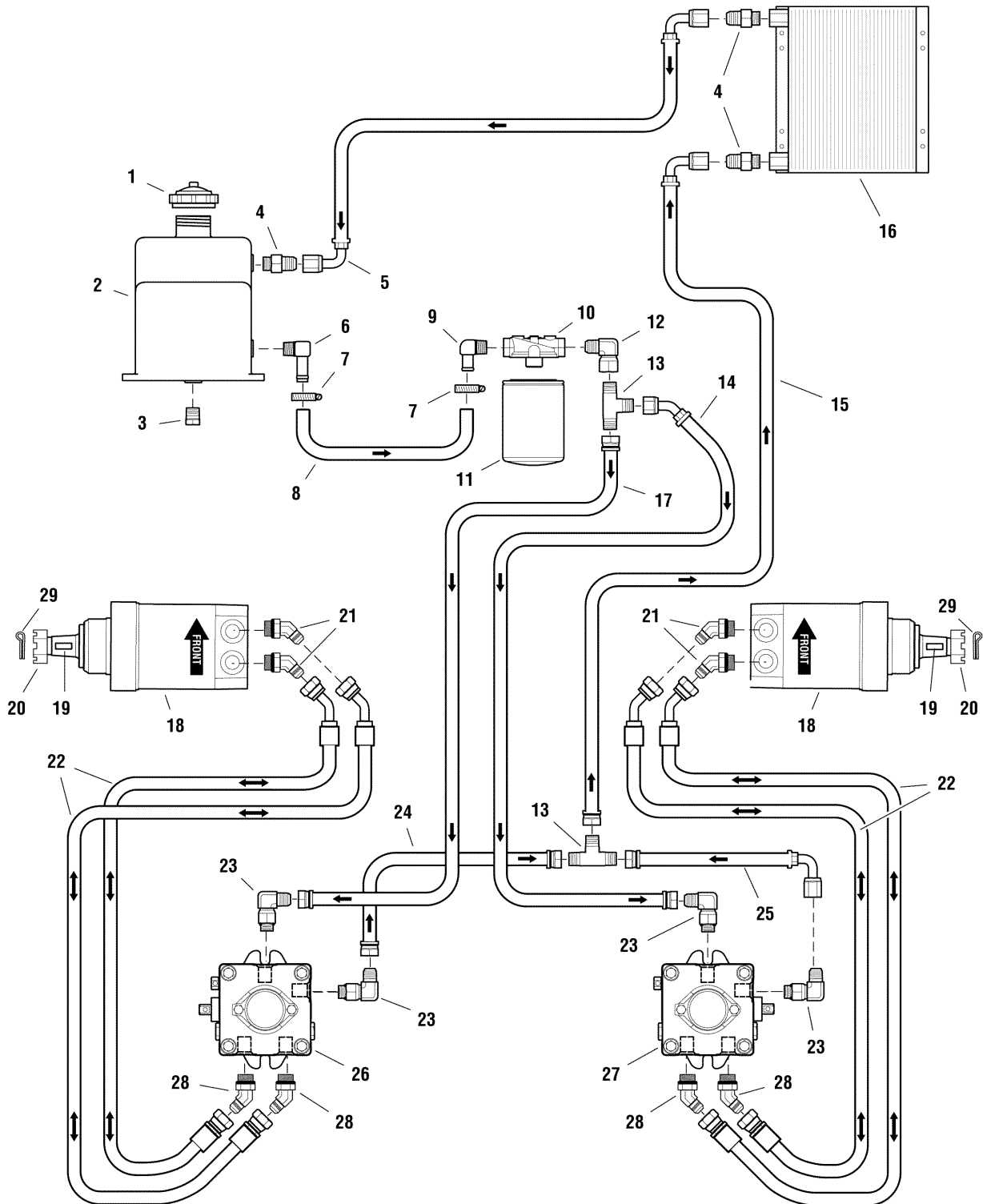
Footnotes

The above parts group applies to the following Mfg. Nos.:

5901180 (IS4500ZC28D61) (2006)
5900160 (IS4500ZC28D61) (2005)
5900161 (IS4500ZC28D61CE) (2005)
5901181 (IS4500ZC28D61CE) (2006)
5900719 (IS4500ZC28D61 AUS/NZ)
5900626 (IS4500ZC28D61SDCE) (2006)

Hydraulic Group - Gas

NOTE: Unless noted otherwise, use the standard hardware torque specification chart.



The above parts group applies to the following Mfg. Nos.:

- 5901178 (IS4500ZBL35) (2006)
- 5900721 (IS4500ZBL35 AUS/NZ)
- 5900720 (IS4500ZBL3561 AUS/NZ)
- 5900620 (IS4500ZBL35) (2005)
- 5901179 (IS4500ZBL3561) (2006)
- 5900159 (IS4500ZBL3561) (2005)

Hydraulic Group - Gas

REF NO.	PART NO.	QTY.	DESCRIPTION
1	5022437	1	CAP, Reservoir
2	5045872	1	HYDRAULIC OIL RESERVOIR
3	5020986	1	PLUG, 1/2" NPT
4	5022601	3	FITTING, NPT - JIC #8
5	5400193	1	HOSE ASSEMBLY, 51"
6	5021233	1	FITTING, 1/2" NPT, 90 Deg.
7	5021164	2	CLAMP, #10 Hose
8	5050848X13	1	HOSE, Hydraulic, 13"
9	5022707	1	FITTING, 1/2" NPT, 90 Deg.
10	5021356	1	FILTER HEAD
11	5021357	1	FILTER
12	5023404	1	FITTING, NPT - JIC #8 Female, 90 Deg.
13	5022604	2	FITTING, TEE, JIC #8
14	5061492	1	HOSE ASSEMBLY, 28"
15	5400194	1	HOSE ASSEMBLY, 79"
16	5022377	1	OIL COOLER
17	5061491	1	HOSE ASSEMBLY, 42"
18	5022368	2	HYDRAULIC WHEEL MOTOR, Complete (Includes Ref No. 19 & 20)
19	5022042X2	2	KEY
20	5022042X3	2	NUT, CASTLE, 1-20
21	5022709	4	FITTING, O-Ring, 45 Deg.
22	5100019	4	HYDRAULIC HOSE ASSEMBLY, 23"
23	5022599	4	FITTING, O-Ring, 90 Deg.
24	5061493	1	HOSE ASSEMBLY, 15"
25	5061488	1	HOSE ASSEMBLY, 7"
26	5023401	1	HYDRAULIC PUMP - LH
27	5023402	1	HYDRAULIC PUMP - RH
28	5023338	4	FITTING, O-Ring, 45 Deg.
29	5025203X16	2	PIN, COTTER, 1/8" X 2"

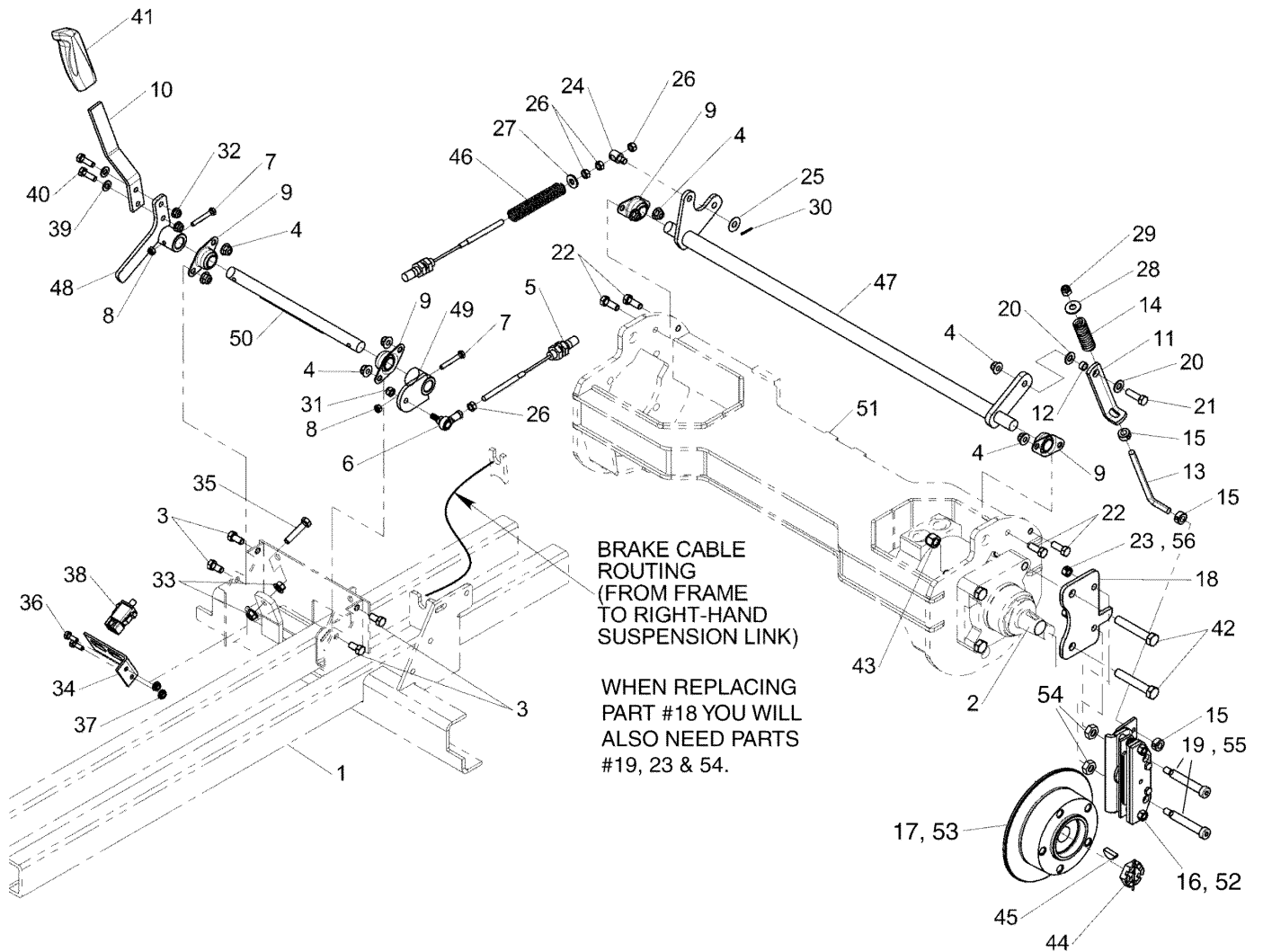
Footnotes

The above parts group applies to the following Mfg. Nos.:

5901178 (IS4500ZBL35) (2006)
5900721 (IS4500ZBL35 AUS/NZ)
5900720 (IS4500ZBL3561 AUS/NZ)
5900620 (IS4500ZBL35) (2005)
5901179 (IS4500ZBL3561) (2006)
5900159 (IS4500ZBL3561) (2005)

Parking Brake Group

NOTE: Unless noted otherwise, use the standard hardware torque specification chart.



The above parts group applies to the following Mfg. Nos.:

- | | |
|------------------------------------|--------------------------------|
| 5900160 (IS4500ZC28D61) (2005) | 5900721 (IS4500ZBL35 AUS/NZ) |
| 5900161 (IS4500ZC28D61CE) (2005) | 5901179 (IS4500ZBL3561) (2006) |
| 5901181 (IS4500ZC28D61CE) (2006) | 5901180 (IS4500ZC28D61) (2006) |
| 5900626 (IS4500ZC28D61SDCE) (2006) | 5900720 (IS4500ZBL3561 AUS/NZ) |
| 5900159 (IS4500ZBL3561) (2005) | 5900620 (IS4500ZBL35) (2005) |
| 5900719 (IS4500ZC28D61 AUS/NZ) | 5901178 (IS4500ZBL35) (2006) |

Parking Brake Group

REF NO.	PART NO.	QTY.	DESCRIPTION
1	-	-	MAIN FRAME (See Main Frame & Front Suspension Group)
2	-	-	WHEEL MOTOR (See Hydraulic Group)
3	5025013X6	4	BOLT, 3/8-16 X 3/4" GD5 YZ
4	5025394	10	NUT, 3/8-16 HEX NYLOCK FLANGE
5	5023362	1	CABLE, PARKING BRAKE - IS4500
6	5021170	1	BALL JOINT, 5/16-24 FEM, STUD.
7	5025010X12	2	BOLT, 1/4-20 X 1-1/2", GD5
8	5025287	2	NUT, 1/4-20 HEX SIDE LOCK
9	5021098	4	BEARING, BRONZE FLANGE, 3/4
10	5061121B	1	HANDLE, BRAKE
11	5047084B	2	LINK, BRAKE LOCK
12	5041930	2	SPACER, .38 X .50 X .27
13	5047091	2	ROD, BRAKE ADJUSTMENT
14	5022361	2	SPRING, BRAKE
15	5010546	6	COLLAR, 3/8" SET
16	5023299	2	CALIPER, MECHANICAL, BRAKE (S/N: 2000600166 & Below)
17	5100775	2	HUB, BRAKE (S/N: 2000600166 & Below)
18	5049391B	2	MOUNT, BRAKE CALIPER
19	5025017X32	4	BOLT, 1/2-13 X 4 GD5 YZ (S/N: 2012670027 & Above)
20	5025156	4	WASHER, 3/8" SAE
21	5025013X10	2	BOLT, 3/8-16 X 1-1/4" GD5
22	5025013X8	4	BOLT, 3/8-16 X 1" GD5 YZ
23	5025056	4	NUT, 1/2-13 NYLOCK (S/N: 2012670027 & Above)
24	5045947	1	ADJUSTER, BRAKE LINKAGE
25	5100146	1	WASHER, .389 X 1.00 X .020, SS
26	5025033	4	NUT, 5/16-24 HEX
27	5025164	1	WASHER, 5/16" FENDER
28	5025401	2	WASHER, 3/8" USS
29	5025096	2	NUT, 3/8-16 HEX NYLON LOCK
30	5025201X6	1	PIN, COTTER, 3/32" X 3/4
31	5025045	1	NUT, 5/16-24 HEX NYLON LOCK
32	5025392	2	NUT, 5/16-18 HEX NYLOCK FLANGE
33	5025128	2	NUT, 3/8-16 HEX SERRATED FLANGE
34	5045621B	1	BRACKET, SWITCH MOUNT
35	5025058X16	1	BOLT, 3/8-16 X 2" GD5 TFL CZ
36	5025010X5	2	BOLT, 1/4-20 X 5/8" GD5 YZ
37	5025126	2	NUT, 1/4-20 HEX SERR. FLANGE
38	5022182	1	SWITCH, PLUNGER, NO/NC SNAP-IN
39	5025155	2	WASHER, 5/16" SAE
40	5025011X8	2	BOLT, 5/16-18 X 1" GD5 YZ
41	5100171	1	GRIP, BLACK FLEXIBLE

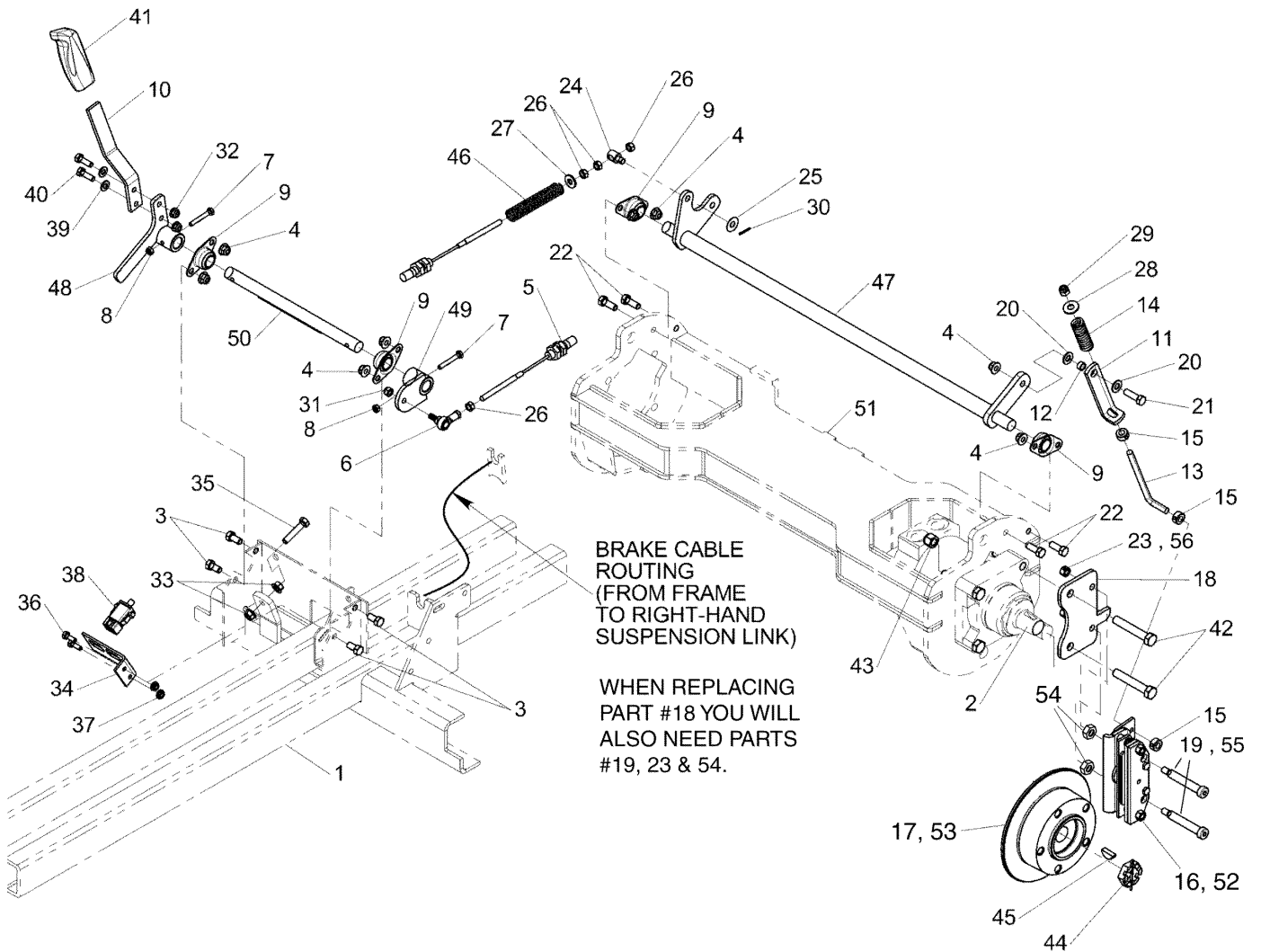
Footnotes

The above parts group applies to the following Mfg. Nos.:

5900160 (IS4500ZC28D61) (2005)	5900721 (IS4500ZBL35 AUS/NZ)
5900161 (IS4500ZC28D61CE) (2005)	5901179 (IS4500ZBL3561) (2006)
5901181 (IS4500ZC28D61CE) (2006)	5901180 (IS4500ZC28D61) (2006)
5900626 (IS4500ZC28D61SDCE) (2006)	5900720 (IS4500ZBL3561 AUS/NZ)
5900159 (IS4500ZBL3561) (2005)	5900620 (IS4500ZBL35) (2005)
5900719 (IS4500ZC28D61 AUS/NZ)	5901178 (IS4500ZBL35) (2006)

Parking Brake Group

NOTE: Unless noted otherwise, use the standard hardware torque specification chart.



The above parts group applies to the following Mfg. Nos.:

- | | |
|------------------------------------|--------------------------------|
| 5900160 (IS4500ZC28D61) (2005) | 5900721 (IS4500ZBL35 AUS/NZ) |
| 5900161 (IS4500ZC28D61CE) (2005) | 5901179 (IS4500ZBL3561) (2006) |
| 5901181 (IS4500ZC28D61CE) (2006) | 5901180 (IS4500ZC28D61) (2006) |
| 5900626 (IS4500ZC28D61SDCE) (2006) | 5900720 (IS4500ZBL3561 AUS/NZ) |
| 5900159 (IS4500ZBL3561) (2005) | 5900620 (IS4500ZBL35) (2005) |
| 5900719 (IS4500ZC28D61 AUS/NZ) | 5901178 (IS4500ZBL35) (2006) |

Parking Brake Group

REF NO.	PART NO.	QTY.	DESCRIPTION
42	5025018X24	4	BOLT, 1/2-20 X 3" GD5 YZ
43	5025098	4	NUT, 1/2-20 HEX NYLON LOCK
44	5022042X3	2	NUT & COTTER PIN
45	5022042X2	2	KEY
46	5021494	1	SPRING, COMPRESSION, 5-1/2"
47	5061249B	1	WELD, BRAKE SHAFT
48	5061123B	1	WELD, BRAKE LINK
49	5061332B	1	WELD, PIVOT LINKAGE MOUNT
50	5400027B	1	WELD, SHAFT, BRAKE LEVER - RED
51	-	-	REAR END ASSEMBLY (See Rear Suspension Group)
52	5100774	2	COMPACT CALIPER, AUSCO (S/N: 2000600167 & Above)
53	5100775	2	WHEEL HUB, COMPACT CALIPER (S/N: 2000600167 & Above)
54	5025301	4	NUT, 1/2-13 HEX JAM (S/N: 2012670027 & Above)
55	5025400	4	BOLT, 3/8-16 x 2-3/4, 1/2 SHOULDER (S/N: 2012670026 & Below)
56	5025100	4	NUT, 3/8-16 HEX SIDE LOCK (S/N: 2012670026 & Below)

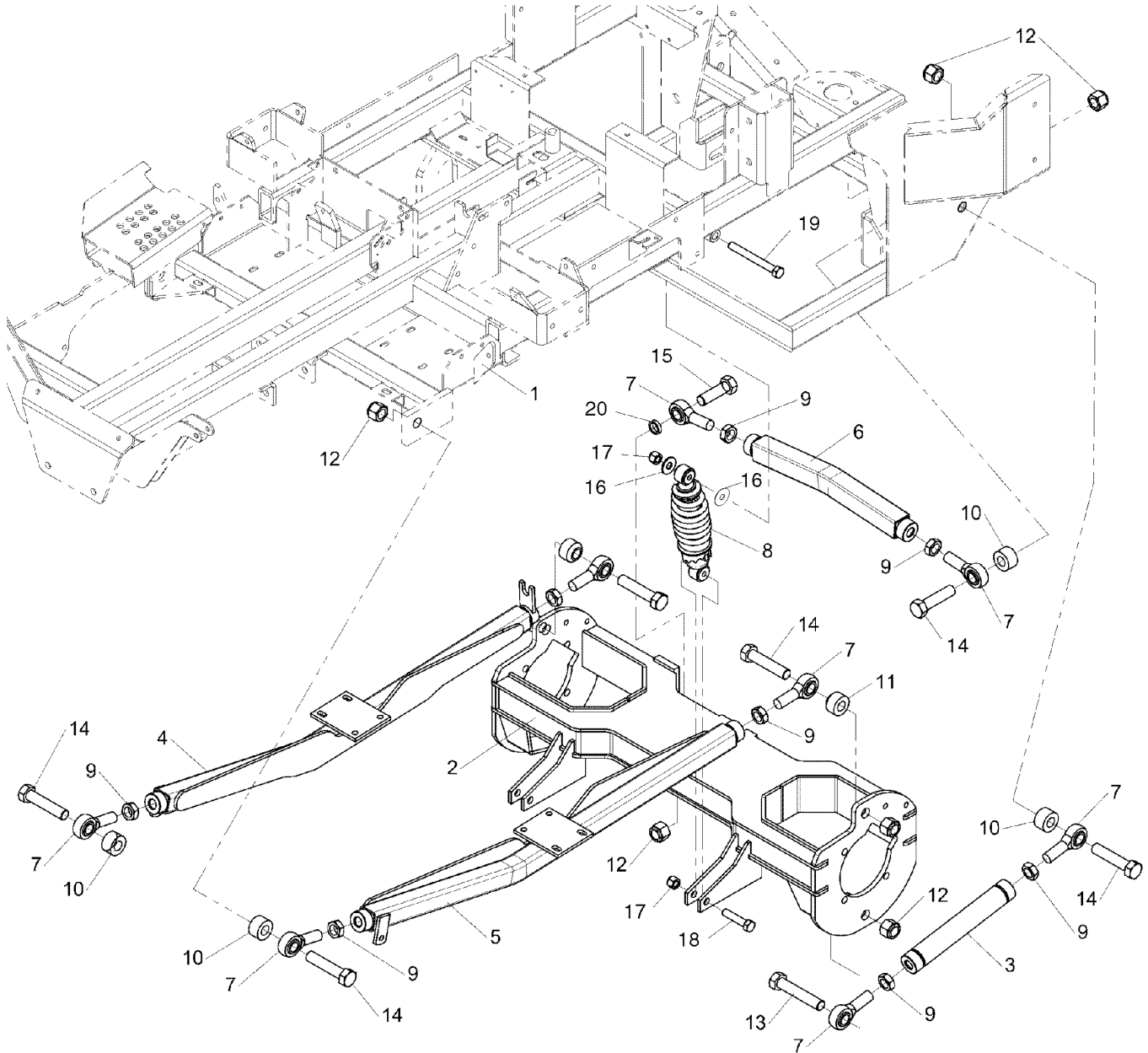
Footnotes

The above parts group applies to the following Mfg. Nos.:

5900160 (IS4500ZC28D61) (2005)	5900721 (IS4500ZBL35 AUS/NZ)
5900161 (IS4500ZC28D61CE) (2005)	5901179 (IS4500ZBL3561) (2006)
5901181 (IS4500ZC28D61CE) (2006)	5901180 (IS4500ZC28D61) (2006)
5900626 (IS4500ZC28D61SDCE) (2006)	5900720 (IS4500ZBL3561 AUS/NZ)
5900159 (IS4500ZBL3561) (2005)	5900620 (IS4500ZBL35) (2005)
5900719 (IS4500ZC28D61 AUS/NZ)	5901178 (IS4500ZBL35) (2006)

Rear Suspension Group

NOTE: Unless noted otherwise,
use the standard hardware torque
specification chart.



The above parts group applies to the following Mfg. Nos.:

- | | |
|------------------------------------|----------------------------------|
| 5900721 (IS4500ZBL35 AUS/NZ) | 5900160 (IS4500ZC28D61) (2005) |
| 5900620 (IS4500ZBL35) (2005) | 5901180 (IS4500ZC28D61) (2006) |
| 5901181 (IS4500ZC28D61CE) (2006) | 5900720 (IS4500ZBL3561 AUS/NZ) |
| 5900159 (IS4500ZBL3561) (2005) | 5901178 (IS4500ZBL35) (2006) |
| 5900719 (IS4500ZC28D61 AUS/NZ) | 5900161 (IS4500ZC28D61CE) (2005) |
| 5900626 (IS4500ZC28D61SDCE) (2006) | 5901179 (IS4500ZBL3561) (2006) |

Rear Suspension Group

REF NO.	PART NO.	QTY.	DESCRIPTION
1	-	-	MAIN FRAME (See Main Frame & Front Suspension Group)
2	5049602B	1	WELD, REAR END
3	5049556B	2	WELD, REAR LINK
4	5049550B	1	WELD, FRONT, LINK - RH
5	5049551B	1	WELD, FRONT, LINK - LH
6	5049552B	1	WELD, BAR, PANHARD
7	5022039	10	BALL JOINT, 3/4-16, MALE
8	5023384	2	SHOCK, REAR, IS4500
9	5025093	10	NUT, 3/4-16 HEX JAM
10	5061256	5	SPACER, .75 X 1.50 X .88
11	5046093	2	SPACER, .75 X 1.50 X 1.00
12	5025284	10	NUT, 3/4-16 HEX NYLON LOCK
13	5025265X32	2	BOLT, 3/4-16 X 4" YZ GD5
14	5025265X28	7	BOLT, 3/4-16 X 3-1/2" YZ GD5
15	5025265X20	1	BOLT, 3/4-16 X 2-1/2" YZ GD5
16	5025150	4	WASHER, 1/2" USS
17	5025056	4	NUT, 1/2-13 HEX NYLON LOCK
18	5025017X18	2	BOLT, 1/2-13 X 2-1/4" GD5 YZ
19	5025017X36	2	BOLT, 1/2-13 X 4-1/2" GD5
20	5047461	1	SPACER, .76 X 1.00 X .25

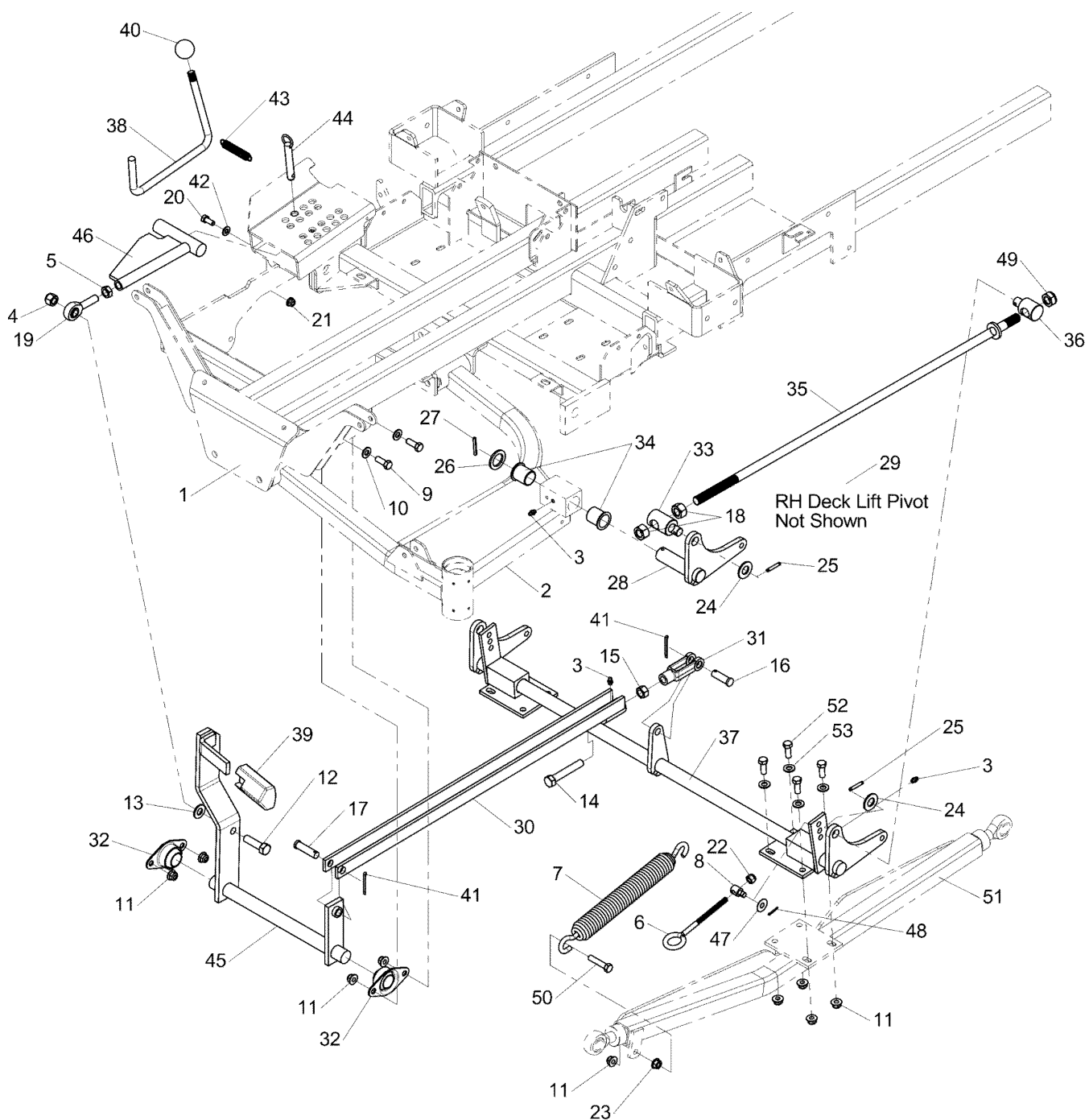
Footnotes

The above parts group applies to the following Mfg. Nos.:

5900721 (IS4500ZBL35 AUS/NZ)	5900160 (IS4500ZC28D61) (2005)
5900620 (IS4500ZBL35) (2005)	5901180 (IS4500ZC28D61) (2006)
5901181 (IS4500ZC28D61CE) (2006)	5900720 (IS4500ZBL3561 AUS/NZ)
5900159 (IS4500ZBL3561) (2005)	5901178 (IS4500ZBL35) (2006)
5900719 (IS4500ZC28D61 AUS/NZ)	5900161 (IS4500ZC28D61CE) (2005)
5900626 (IS4500ZC28D61SDCE) (2006)	5901179 (IS4500ZBL3561) (2006)

Deck Lift Group (S/N: 2000729893 & Below)

NOTE: Unless noted otherwise,
use the standard hardware torque
specification chart.



The above parts group applies to the following Mfg. Nos.:

- | | |
|------------------------------------|----------------------------------|
| 5901181 (IS4500ZC28D61CE) (2006) | 5901179 (IS4500ZBL3561) (2006) |
| 5901178 (IS4500ZBL35) (2006) | 5900161 (IS4500ZC28D61CE) (2005) |
| 5900626 (IS4500ZC28D61SDCE) (2006) | 5900160 (IS4500ZC28D61) (2005) |
| 5901180 (IS4500ZC28D61) (2006) | |
| 5900620 (IS4500ZBL35) (2005) | |
| 5900159 (IS4500ZBL3561) (2005) | |

Deck Lift Group (S/N: 2000729893 & Below)

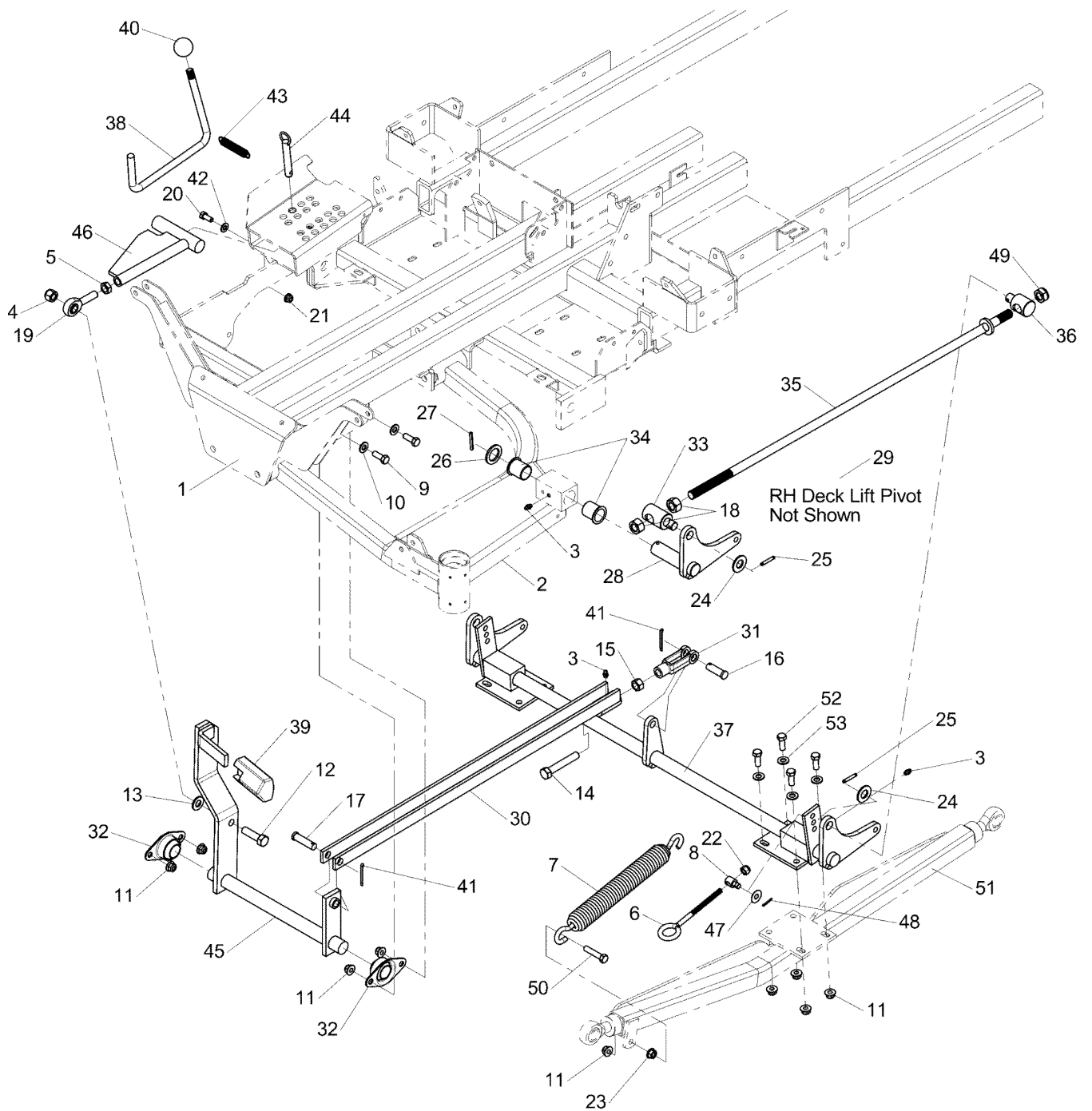
REF NO.	PART NO.	QTY.	DESCRIPTION
1	-	-	MAIN FRAME (See Main Frame & Front Suspension Group)
2	-	-	CONTROL ARM (See Main Frame & Front Suspension Group)
3	5020095	5	GREASE FITTING
4	5025098	1	NUT, 1/2-20 HEX NYLON LOCK
5	5025089	1	NUT, 1/2-20 HEX JAM
6	5021812	2	EYE BOLT, 3/8-16 X 6", 1" EYE
7	5023392	2	DECK LIFT SPRING
8	5045947	2	ADJUSTER, BRAKE LINKAGE
9	5025013X8	4	BOLT, 3/8-16 X 1" GD5 YZ
10	5025156	4	WASHER, 3/8" SAE
11	5025394	14	NUT, 3/8-16 Hex Nylock Flange
12	5025018X14	1	BOLT, 1/2-20 X 1-3/4" GD5 YZ
13	5025158	1	WASHER, 1/2" SAE
14	5025018X28	1	BOLT, 1/2-20 X 3-1/2" GD5 YZ
15	-	1	NUT, 1/2-20 HEX
16	5025328X12	1	PIN,CLEVIS, 1/2 X 1 1/2, YZP
17	5023450	1	PIN, CLEVIS, 1/2 X 1-3/4 YZP
18	5025040	4	NUT, 5/8-11 HEX
19	5022434	1	BALL JOINT, 1/2-20, MALE
20	5025011X6	2	BOLT, 5/16-18 X 3/4" GD5
21	5025392	2	NUT, 5/16-18 HEX NYLOCK FLANGE
22	5025096	2	NUT, 3/8-16 HEX NYLON LOCK
23	5025128	2	NUT, 3/8-16 HEX SERRATED FLANGE
24	5025450	8	WASHER, SHIM, 5/8 X 18 GA YZ
25	5022366	4	PIN, 3/16" X 1-1/4" SPRING
26	5020929	2	SHIM, 1.0 X 1.5 X 0.125
27	5025516	2	PIN, Roll, 3/16 x 1-1/2
28	5045449B	1	DECK LIFT PIVOT - LH - RED
29	5045450B	1	DECK LIFT PIVOT - RH - RED (Not Shown)
30	5049665B	1	WELD, DECK LIFT LINK - RED
31	5023174	1	CLEVIS , 1/2-20, STEEL
32	5022379	2	TRIANGLE BEARING
33	5045856	2	SPRING ROD PIVOT
34	5023343	4	BUSHING, 1.00 X 1.13 X 1.38, PLASTIC
35	5049642	2	ROD, DECK ADJUSTMENT
36	5045447	2	PIVOT, SPRING ROD
37	5049592B	1	WELD, DECK LIFT SHAFT - RED
38	5061116B	1	WELD, DECK LIFT LOCK ROD - RED
39	1715834	1	RUBBER, FOOT PEDAL
40	5021733	1	KNOB, PLASTIC, 1/2-13
41	5025203X10	2	COTTER PIN, 1/8" X 1-1/4"

Footnotes**The above parts group applies to the following Mfg. Nos.:**

5901181 (IS4500ZC28D61CE) (2006) 5901179 (IS4500ZBL3561) (2006)
5901178 (IS4500ZBL35) (2006) 5900161 (IS4500ZC28D61CE) (2005)
5900626 (IS4500ZC28D61SDCE) (2006) 5900160 (IS4500ZC28D61) (2005)
5901180 (IS4500ZC28D61) (2006)
5900620 (IS4500ZBL35) (2005)
5900159 (IS4500ZBL3561) (2005)

Deck Lift Group (S/N: 2000729893 & Below)

NOTE: Unless noted otherwise,
use the standard hardware torque
specification chart.



The above parts group applies to the following Mfg. Nos.:

5901181 (IS4500ZC28D61CE) (2006)	5901179 (IS4500ZBL3561) (2006)
5901178 (IS4500ZBL35) (2006)	5900161 (IS4500ZC28D61CE) (2005)
5900626 (IS4500ZC28D61SDCE) (2006)	5900160 (IS4500ZC28D61) (2005)
5901180 (IS4500ZC28D61) (2006)	
5900620 (IS4500ZBL35) (2005)	
5900159 (IS4500ZBL3561) (2005)	

Deck Lift Group (S/N: 2000729893 & Below)

REF NO.	PART NO.	QTY.	DESCRIPTION
42	5025155	2	WASHER, 5/16" SAE
43	5020639	1	SPRING, EXTENSION
44	5022045	1	PIN, 1/2 x 3
45	5049799B	1	DECK LIFT PEDAL SHAFT - RED
46	5061119B	1	DECK ADJUST LINK - RED
47	5100146	2	WASHER, .389 X 1.00 X .020, STAINLESS
48	5025201X6	2	COTTER PIN, 3/32" X 3/4"
49	5025282	2	NUT, 5/8-11 HEX JAM NYLON LOCK
50	5025013X14	2	BOLT, 3/8-16 X 1-3/4" GD5
51	-	-	SUSPENSION LINK (See Rear Suspension Group)
52	5025013X10	8	BOLT, 3/8-16 X 1-1/4" GD5
53	5025293	8	WASHER, 3/8" GD.9 FLAT

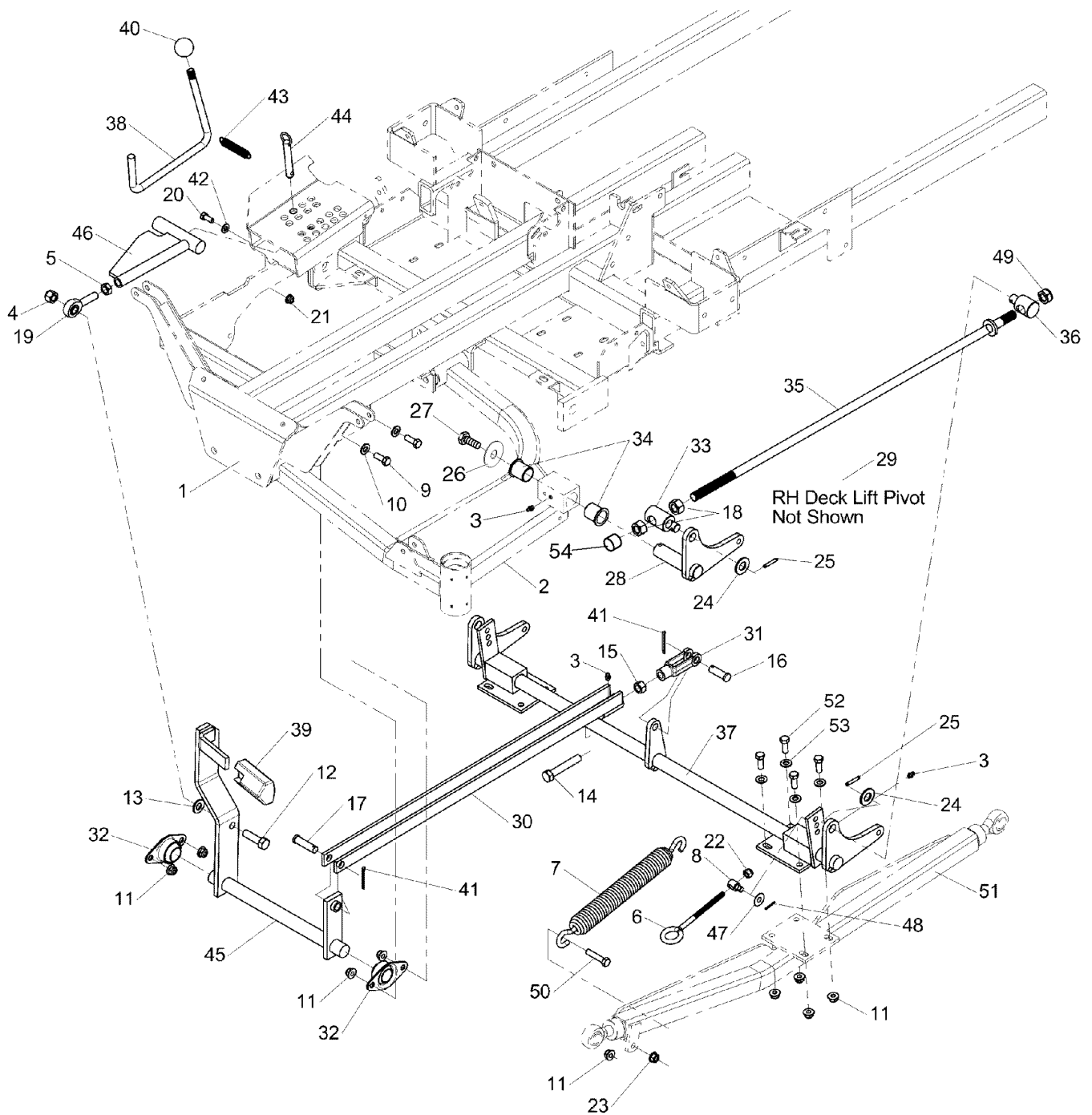
Footnotes

The above parts group applies to the following Mfg. Nos.:

5901181 (IS4500ZC28D61CE) (2006) 5901179 (IS4500ZBL3561) (2006)
5901178 (IS4500ZBL35) (2006) 5900161 (IS4500ZC28D61CE) (2005)
5900626 (IS4500ZC28D61SDCE) (2006) 5900160 (IS4500ZC28D61) (2005)
5901180 (IS4500ZC28D61) (2006)
5900620 (IS4500ZBL35) (2005)
5900159 (IS4500ZBL3561) (2005)

Deck Lift Group (S/N: 2000729894 & Above)

NOTE: Unless noted otherwise,
use the standard hardware torque
specification chart.



The above parts group applies to the following Mfg. Nos.:

5900626 (IS4500ZC28D61SDCE) (2006)	5901179 (IS4500ZBL3561) (2006)
5901178 (IS4500ZBL35) (2006)	5901180 (IS4500ZC28D61) (2006)
5900721 (IS4500ZBL35 AUS/NZ)	
5901181 (IS4500ZC28D61CE) (2006)	
5900720 (IS4500ZBL3561 AUS/NZ)	
5900719 (IS4500ZC28D61 AUS/NZ)	

Deck Lift Group (S/N: 2000729894 & Above)

REF NO.	PART NO.	QTY.	DESCRIPTION
1	-	-	MAIN FRAME (See Main Frame & Front Suspension Group)
2	-	-	CONTROL ARM (See Main Frame & Front Suspension Group)
3	5020095	5	GREASE FITTING
4	5025098	1	NUT, 1/2-20 HEX NYLON LOCK
5	5025089	1	NUT, 1/2-20 HEX JAM
6	5021812	2	EYE BOLT, 3/8-16 X 6", 1" EYE
7	5023392	2	DECK LIFT SPRING
8	5045947	2	ADJUSTER, BRAKE LINKAGE
9	5025013X8	4	BOLT, 3/8-16 X 1" GD5 YZ
10	5025156	4	WASHER, 3/8" SAE
11	5025394	14	NUT, 3/8-16 Hex Nylock Flange
12	5025018X14	1	BOLT, 1/2-20 X 1-3/4" GD5 YZ
13	5025158	1	WASHER, 1/2" SAE
14	5025018X28	1	BOLT, 1/2-20 X 3-1/2" GD5 YZ
15	-	1	NUT, 1/2-20 HEX
16	5025328X12	1	PIN,CLEVIS, 1/2 X 1 1/2, YZP
17	5023450	1	PIN, CLEVIS, 1/2 X 1-3/4 YZP
18	5025040	4	NUT, 5/8-11 HEX
19	5022434	1	BALL JOINT, 1/2-20, MALE
20	5025011X6	2	BOLT, 5/16-18 X 3/4" GD5
21	5025392	2	NUT, 5/16-18 HEX NYLOCK FLANGE
22	5025096	2	NUT, 3/8-16 HEX NYLON LOCK
23	5025128	2	NUT, 3/8-16 HEX SERRATED FLANGE
24	5025450	8	WASHER, SHIM, 5/8 X 18 GA YZ
25	5022366	4	PIN, 3/16" X 1-1/4" SPRING
26	5100548	2	WASHER, .390 X 1.50 X .109, YZ
27	5025443	2	BOLT, 3/8-16 X 3/4, GD5 YZ WITH PATCH
28	5402814B	1	DECK LIFT PIVOT - LH - RED
29	5402815B	1	DECK LIFT PIVOT - RH - RED (Not Shown)
30	5049665B	1	WELD, DECK LIFT LINK - RED
31	5023174	1	CLEVIS , 1/2-20, STEEL
32	5022379	2	TRIANGLE BEARING
33	5045856	2	SPRING ROD PIVOT
34	5023343	4	BUSHING, 1.00 X 1.13 X 1.38, PLASTIC
35	5049642	2	ROD, DECK ADJUSTMENT
36	5045447	2	PIVOT, SPRING ROD
37	5049592B	1	WELD, DECK LIFT SHAFT - RED
38	5061116B	1	WELD, DECK LIFT LOCK ROD - RED
39	1715834	1	RUBBER, FOOT PEDAL
40	5021733	1	KNOB, PLASTIC, 1/2-13
41	5025203X10	2	COTTER PIN, 1/8" X 1-1/4"

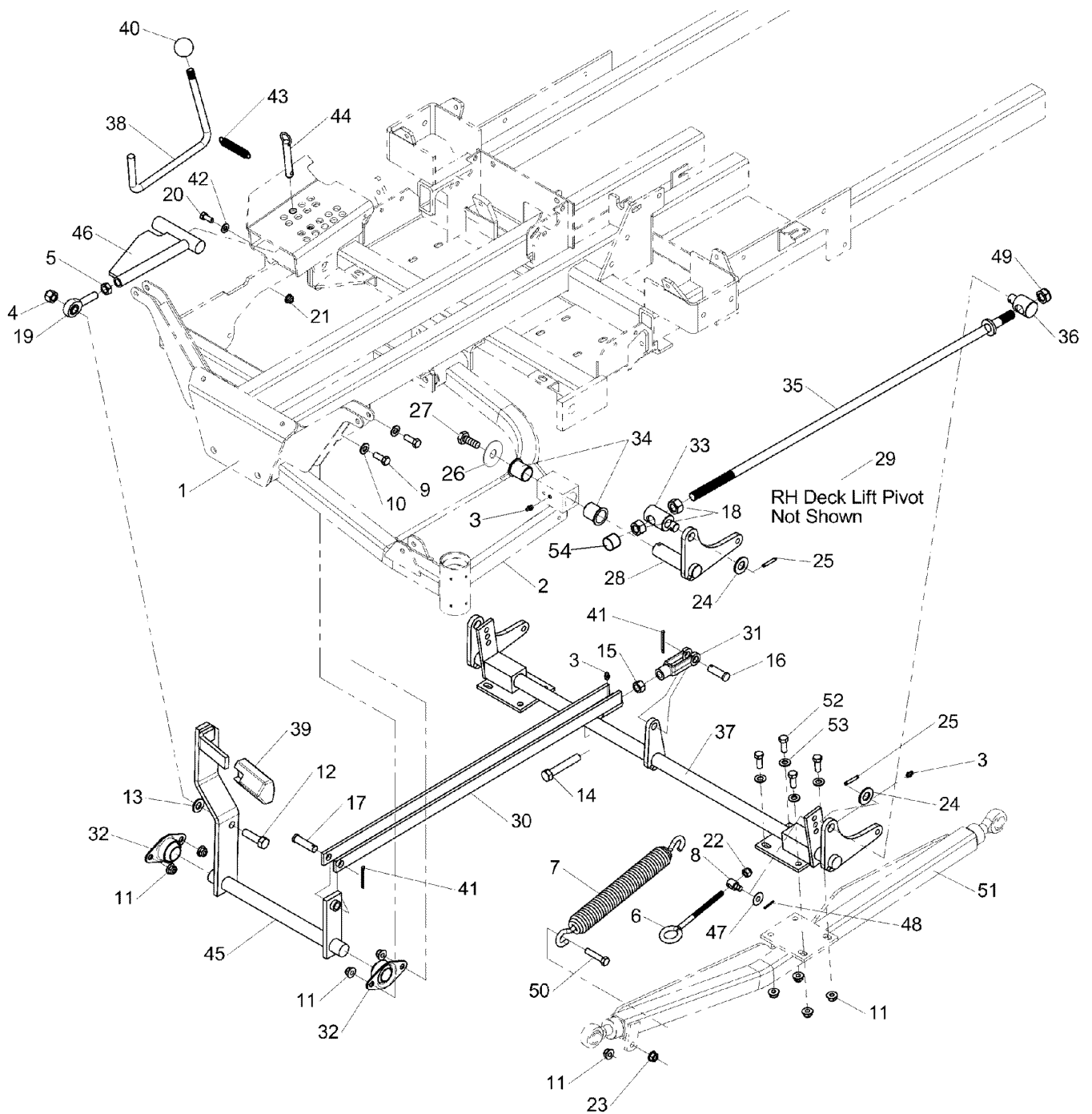
Footnotes

The above parts group applies to the following Mfg. Nos.:

5900626 (IS4500ZC28D61SDCE) (2006) 5901179 (IS4500ZBL3561) (2006)
5901178 (IS4500ZBL35) (2006) 5901180 (IS4500ZC28D61) (2006)
5900721 (IS4500ZBL35 AUS/NZ)
5901181 (IS4500ZC28D61CE) (2006)
5900720 (IS4500ZBL3561 AUS/NZ)
5900719 (IS4500ZC28D61 AUS/NZ)

Deck Lift Group (S/N: 2000729894 & Above)

NOTE: Unless noted otherwise,
use the standard hardware torque
specification chart.



The above parts group applies to the following Mfg. Nos.:

- | | |
|------------------------------------|--------------------------------|
| 5900626 (IS4500ZC28D61SDCE) (2006) | 5901179 (IS4500ZBL3561) (2006) |
| 5901178 (IS4500ZBL35) (2006) | 5901180 (IS4500ZC28D61) (2006) |
| 5900721 (IS4500ZBL35 AUS/NZ) | |
| 5901181 (IS4500ZC28D61CE) (2006) | |
| 5900720 (IS4500ZBL3561 AUS/NZ) | |
| 5900719 (IS4500ZC28D61 AUS/NZ) | |

Deck Lift Group (S/N: 2000729894 & Above)

REF NO.	PART NO.	QTY.	DESCRIPTION
42	5025155	2	WASHER, 5/16" SAE
43	5020639	1	SPRING, EXTENSION
44	5022045	1	PIN, 1/2 x 3
45	5049799B	1	DECK LIFT PEDAL SHAFT - RED
46	5061119B	1	DECK ADJUST LINK - RED
47	5100146	2	WASHER, .389 X 1.00 X .020, STAINLESS
48	5025201X6	2	COTTER PIN, 3/32" X 3/4"
49	5025282	2	NUT, 5/8-11 HEX JAM NYLON LOCK
50	5025013X14	2	BOLT, 3/8-16 X 1-3/4" GD5
51	-	-	SUSPENSION LINK (See Rear Suspension Group)
52	5025013X10	8	BOLT, 3/8-16 X 1-1/4" GD5
53	5025293	8	WASHER, 3/8" GD.9 FLAT
54	5101028	2	CAP, VINYL - .562 X .750 - BLK

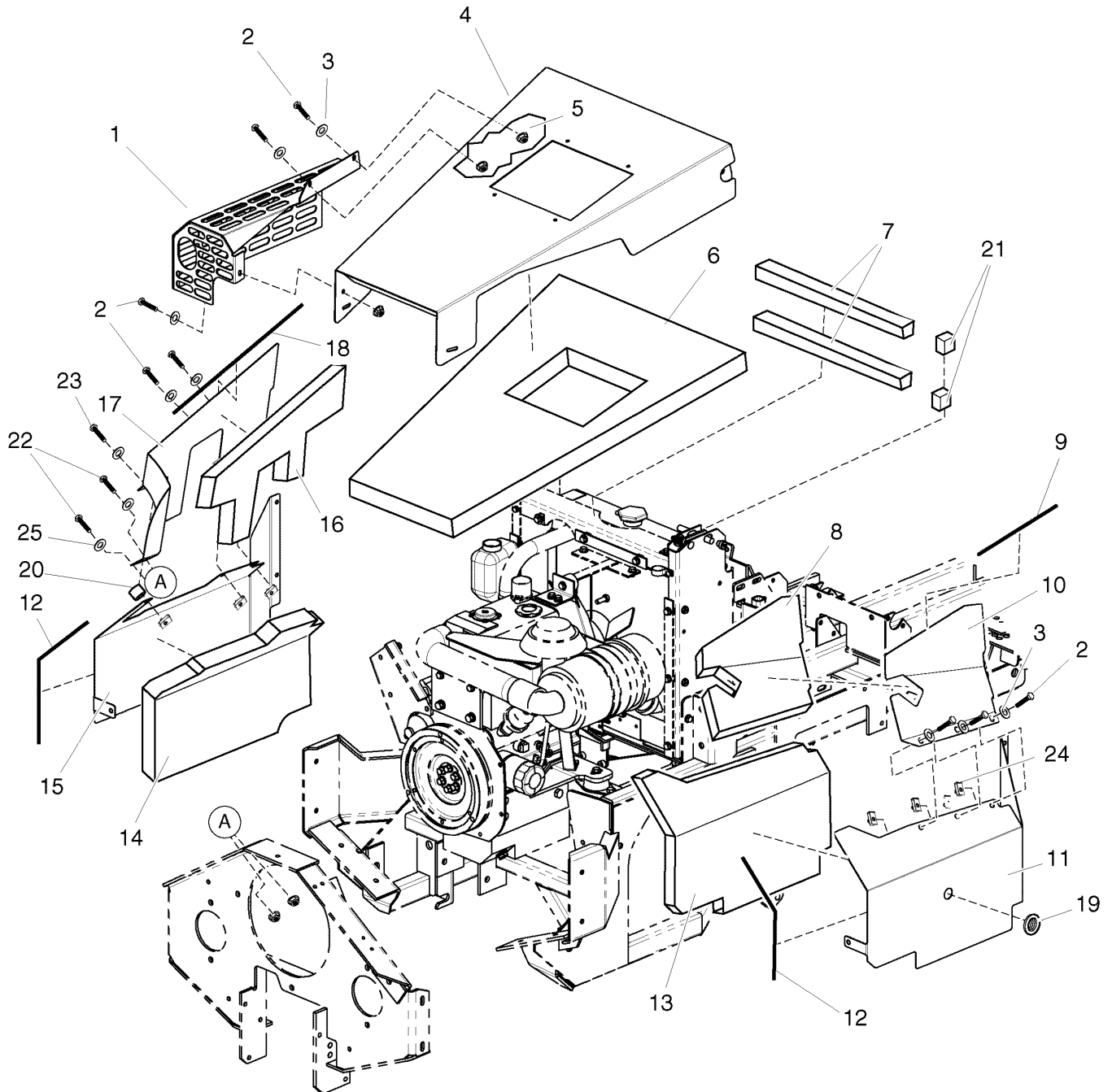
Footnotes

The above parts group applies to the following Mfg. Nos.:

5900626 (IS4500ZC28D61SDCE) (2006) 5901179 (IS4500ZBL3561) (2006)
5901178 (IS4500ZBL35) (2006) 5901180 (IS4500ZC28D61) (2006)
5900721 (IS4500ZBL35 AUS/NZ)
5901181 (IS4500ZC28D61CE) (2006)
5900720 (IS4500ZBL3561 AUS/NZ)
5900719 (IS4500ZC28D61 AUS/NZ)

Hood & Shield Group - (CE S/N: 2000375034 & Above; All Diesel S/N: 2000581119 & Above)

NOTE: Unless noted otherwise,
use the standard hardware torque
specification chart.



The above parts group applies to the following Mfg. Nos.:

- 5900719 (IS4500ZC28D61 AUS/NZ)
- 5901180 (IS4500ZC28D61) (2006)
- 5901181 (IS4500ZC28D61CE) (2006)
- 5900160 (IS4500ZC28D61) (2005)
- 5900626 (IS4500ZC28D61SDCE) (2006)

Hood & Shield Group - (CE S/N: 2000375034 & Above; All Diesel S/N: 2000581119 & Above)

REF NO.	PART NO.	QTY.	DESCRIPTION
1	5401692B	1	WELD MUFFLER GUARD - RED
2	5025010X5	8	BOLT, 1/4"-20 X 5/8"
3	5025154	9	WASHER, 1/4" SAE
4	5401701B	1	WELD , HOOD IS4500Z - RED
5	5025391	11	NUT, 1/4-20 HEX NYLOCK FLANGE
6	5401707	1	SOUND BAFFLE, FOAM HOOD
7	5050913X18P5	2	FOAM, 3/4" X 1", 18.5" LONG
8	5401704	1	SOUND BAFFLE, FOAM UPPER - RH
9	5050840X7	1	BLACK SOFTONE Q-TRIM 7" LONG
10	5401686B	1	SOUND BAFFLE, UPPER - RH - RED
11	5401685B	1	SOUND BAFFLE, LOWER - RH - RED
12	5050840X11	2	BLACK SOFTONE Q-TRIM 11" LONG
13	5401703	1	SOUND BAFFLE, FOAM LOWER - RH
14	5401705	1	SOUND BAFFLE, FOAM LOWER - LH
15	5401687B	1	SOUND BAFFLE, LOWER - LH - RED
16	5401706	1	SOUND BAFFLE, FOAM UPPER - LH
17	5401688B	1	SOUND BAFFLE, UPPER - LH - RED
18	5050840X18P5	1	BLACK SOFTONE Q-TRIM 18.5" LONG
19	5023236	1	GROMMET, 3/4"
20	5044960	1	SPACER, .39 X 1.00 X .25
21	5050913X1	2	FOAM, 3/4" X 1" X 1" LONG
22	5025011X8	2	BOLT, 5/16-18 X 1"
23	5025010X8	1	BOLT, 1/4"-20 X 1"
24	5022665	6	BODY CLIP, 1/4-20
25	5025155	2	WASHER, 5/16" SAE

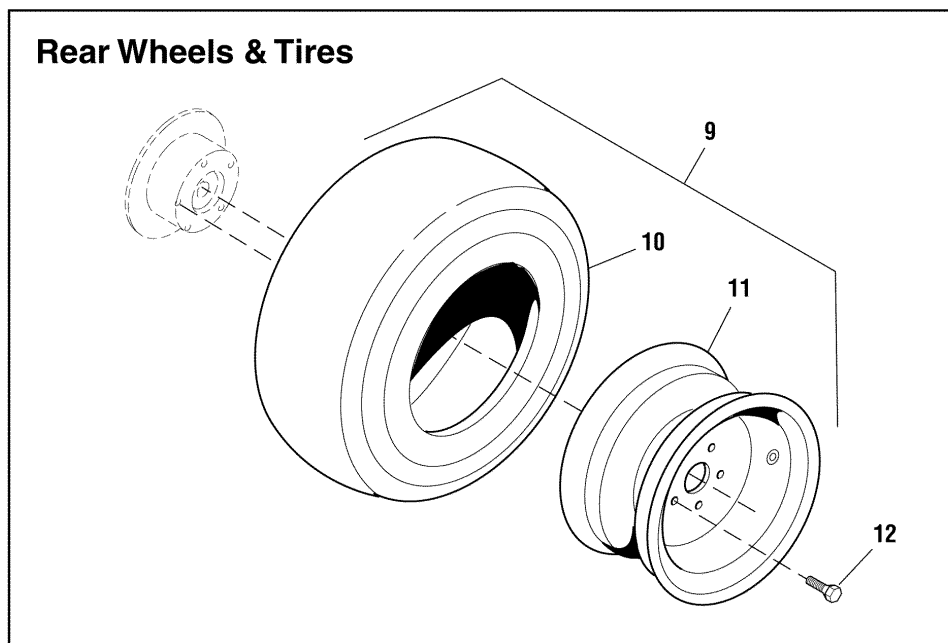
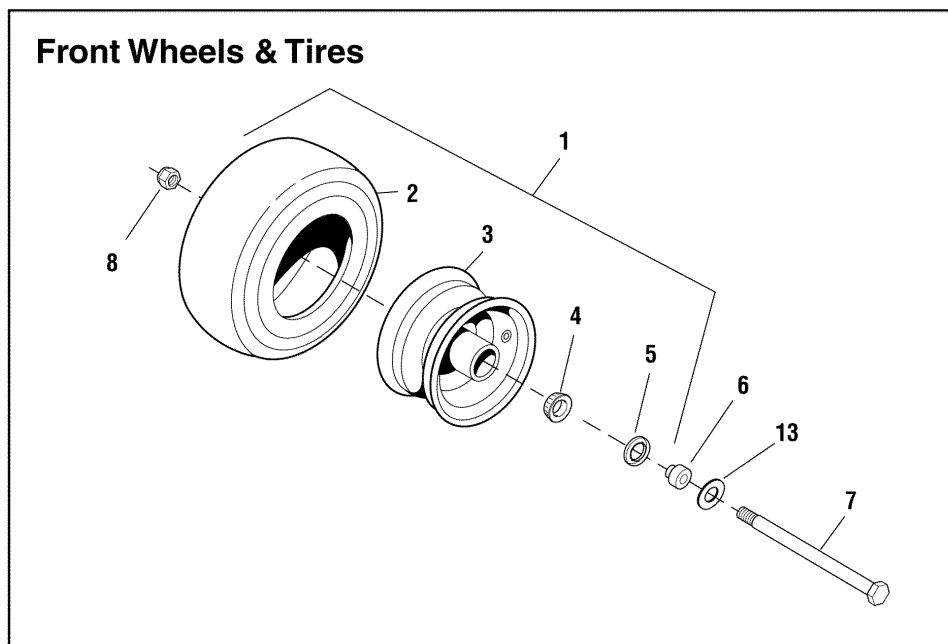
Footnotes

The above parts group applies to the following Mfg. Nos.:

5900719 (IS4500ZC28D61 AUS/NZ)
5901180 (IS4500ZC28D61) (2006)
5901181 (IS4500ZC28D61CE) (2006)
5900160 (IS4500ZC28D61) (2005)
5900626 (IS4500ZC28D61SDCE) (2006)

Wheel & Tire Group

NOTE: Unless noted otherwise, use the standard hardware torque specification chart.



The above parts group applies to the following Mfg. Nos.:

- | | |
|----------------------------------|------------------------------------|
| 5901180 (IS4500ZC28D61) (2006) | 5901178 (IS4500ZBL35) (2006) |
| 5900721 (IS4500ZBL35 AUS/NZ) | 5901181 (IS4500ZC28D61CE) (2006) |
| 5900161 (IS4500ZC28D61CE) (2005) | 5900160 (IS4500ZC28D61) (2005) |
| 5901179 (IS4500ZBL3561) (2006) | 5900159 (IS4500ZBL3561) (2005) |
| 5900719 (IS4500ZC28D61 AUS/NZ) | 5900626 (IS4500ZC28D61SDCE) (2006) |
| 5900720 (IS4500ZBL3561 AUS/NZ) | 5900620 (IS4500ZBL35) (2005) |

Wheel & Tire Group

REF NO.	PART NO.	QTY.	DESCRIPTION
1	5023136	2	WHEEL & TIRE ASSEMBLY, 13 x 6.5 - 6, COMPLETE (Includes Ref No. 2 - 5 & 14)
1	5023279	2	* FLAT-FREE TIRE ASSEMBLY, 13 x 6.5 - 6 (Includes Ref No. 4 & 5, see footnote)
2	5022577	2	TIRE, FRONT, 13 x 6.5 x 6
3	5023136X1	2	WHEEL ASSEMBLY, for 13 x 6.5 - 6 Tires, COMPLETE (Includes Ref No. 4 & 5)
4	5022631SX2	4	BEARING, TAPERED ROLLER (2 per tire)
5	5022631SX3	4	GREASE SEAL (2 per tire)
6	5047103	4	ADAPTER, CASTER AXLE (2 per tire)
7	5025017X72	2	BOLT, 1/2-13 X 9" GD5 YZ
8	5025396	2	NUT, 1/2-13 HEX NYLOCK FLANGE
9	5023365	2	WHEEL & TIRE ASSEMBLY, 24 x 12.0 - 12, COMPLETE (Includes Ref No. 10 & 11)
10	5023240X1	2	TIRE, REAR, 24 x 12.0 - 12
11	5023364	2	WHEEL ASSEMBLY, 12 x 8.5
12	5022215	10	BOLT, WHEEL LUG, 1/2" X 1-5/8
13	5025158	2	WASHER, 1/2" SAE
14	5022631SX4	2	BEARING, RACE (SV) (Not shown)

Footnotes


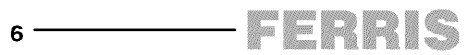

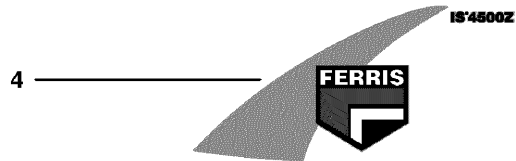
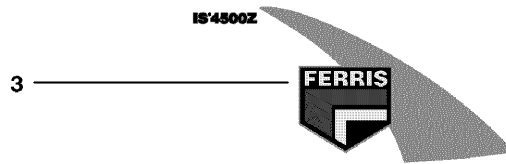

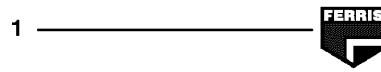


* After market solid urethane tire assembly.

The above parts group applies to the following Mfg. Nos.:

5901180 (IS4500ZC28D61) (2006)	5901178 (IS4500ZBL35) (2006)
5900721 (IS4500ZBL35 AUS/NZ)	5901181 (IS4500ZC28D61CE) (2006)
5900161 (IS4500ZC28D61CE) (2005)	5900160 (IS4500ZC28D61) (2005)
5901179 (IS4500ZBL3561) (2006)	5900159 (IS4500ZBL3561) (2005)
5900719 (IS4500ZC28D61 AUS/NZ)	5900626 (IS4500ZC28D61SDCE) (2006)
5900720 (IS4500ZBL3561 AUS/NZ)	5900620 (IS4500ZBL35) (2005)

Decals - Brand & Model (Early Models)

NOTE: Unless noted otherwise, use the standard hardware torque specification chart.



The above parts group applies to the following Mfg. Nos.:

- 5900159 (IS4500ZBL3561) (2005)
- 5900160 (IS4500ZC28D61) (2005)
- 5900161 (IS4500ZC28D61CE) (2005)

Decals - Brand & Model (Early Models)

REF NO.	PART NO.	QTY.	DESCRIPTION
1	5400008	1	DECAL, Ferris Logo, 3-1/2"
2	5022227	1	DECAL, Ferris Logo, 6-3/8"
3	5061818	1	DECAL, Tank Badge, LH
4	5061819	1	DECAL, Tank Badge, RH
5	5022813	1	DECAL, 61"
6	5400009	1	DECAL, Ferris Text
7	5022929	2	DECAL, CAT Diesel (Diesel Model only)

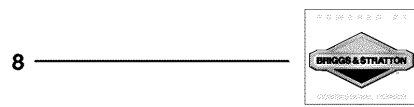

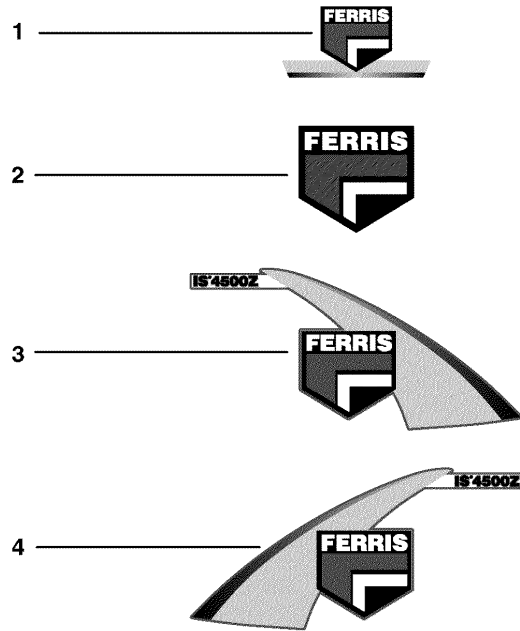
Footnotes

The above parts group applies to the following Mfg. Nos.:

5900159 (IS4500ZBL3561) (2005)
5900160 (IS4500ZC28D61) (2005)
5900161 (IS4500ZC28D61CE) (2005)

Decals - Brand & Model (Later Models)

NOTE: Unless noted otherwise, use the standard hardware torque specification chart.



The above parts group applies to the following Mfg. Nos.:

- | | |
|----------------------------------|------------------------------------|
| 5901178 (IS4500ZBL35) (2006) | 5900720 (IS4500ZBL3561 AUS/NZ) |
| 5901179 (IS4500ZBL3561) (2006) | 5900160 (IS4500ZC28D61) (2005) |
| 5900159 (IS4500ZBL3561) (2005) | 5901181 (IS4500ZC28D61CE) (2006) |
| 5900620 (IS4500ZBL35) (2005) | 5900721 (IS4500ZBL35 AUS/NZ) |
| 5901180 (IS4500ZC28D61) (2006) | 5900719 (IS4500ZC28D61 AUS/NZ) |
| 5900161 (IS4500ZC28D61CE) (2005) | 5900626 (IS4500ZC28D61SDCE) (2006) |

Decals - Brand & Model (Later Models)

REF NO.	PART NO.	QTY.	DESCRIPTION
1	5100345	1	DECAL, FERRIS, FRONT, 7.25 X 3.50
2	5022227	1	DECAL, FERRIS LOGO, 6-3/8" (Located on the center bumper on the back of the machine.)
3	5061819	1	DECAL, BADGE, RH, IS4500Z
4	5061818	1	DECAL, BADGE, LH, IS4500Z
5	5022813	1	DECAL, 61"
6	5022814	1	DECAL, 72"
7	5100822	2	DECAL, CAT DIESEL POWER (Diesel Models only)
8	276636	2	LABEL, BRIGGS & STRATTON LOGO (Gas Models only)
9	5101131	1	DECAL, BIG BLOCK, 4500, FRONT (Briggs & Stratton models only.)
10	5101132	1	DECAL, BIG BLOCK, 4500, REAR (Briggs & Stratton models only.) (Located on the center bumper on the back of the machine.)

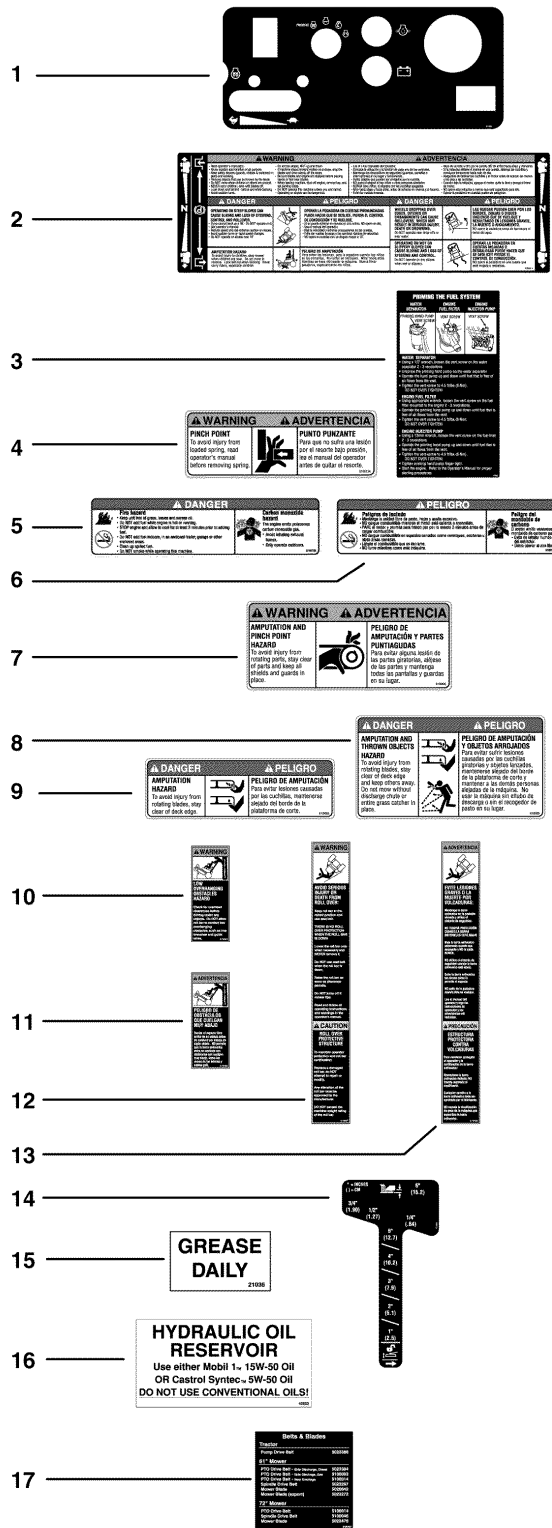
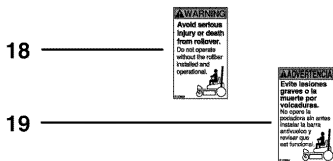


Footnotes

The above parts group applies to the following Mfg. Nos.:

5901178 (IS4500ZBL35) (2006)	5900720 (IS4500ZBL3561 AUS/NZ)
5901179 (IS4500ZBL3561) (2006)	5900160 (IS4500ZC28D61) (2005)
5900159 (IS4500ZBL3561) (2005)	5901181 (IS4500ZC28D61CE) (2006)
5900620 (IS4500ZBL35) (2005)	5900721 (IS4500ZBL35 AUS/NZ)
5901180 (IS4500ZC28D61) (2006)	5900719 (IS4500ZC28D61 AUS/NZ)
5900161 (IS4500ZC28D61CE) (2005)	5900626 (IS4500ZC28D61SDCE) (2006)

Decals - Safety & Operation - Diesel (Later Models)

NOTE: Unless noted otherwise, use the standard hardware torque specification chart.



The above parts group applies to the following Mfg. Nos.:

- 5901180 (IS4500ZC28D61) (2006)
- 5900160 (IS4500ZC28D61) (2005)
- 5900719 (IS4500ZC28D61 AUS/NZ)

Decals - Safety & Operation - Diesel (Later Models)

REF NO.	PART NO.	QTY.	DESCRIPTION
1	5061459	1	DECAL, CONTROL PANEL, DIESEL
2	5100097	1	DECAL, MAIN SAFETY
3	5047696	1	DECAL, PRIMING INSTRUCTIONS
4	5100134	2	DECAL, WARNING, PINCH POINT
5	5100708	1	DECAL, DANGER, FIRE
6	5100709	1	DECAL, DANGER, FIRE (SP)
7	5100093	1	DECAL, WARNING, HAND IN PULLEY
8	5101292	1	DECAL, DANGER, MOWER DISCHARGE
9	5100088	1	DECAL, DANGER, MOWER
10	5100405	1	DECAL, WARNING, OVERHANG, ROPS
11	5100406	1	DECAL, WARNING, OVERHANG, ROPS (SP)
12	5100403	1	DECAL, WARNING & CAUTION, ROPS
13	5100404	1	DECAL, WARNING & CAUTION, ROPS (SP)
14	5061458	1	DECAL, HEIGHT OF CUT
15	5021036	2	DECAL, GREASE DAILY
16	5045923	1	DECAL, OIL RESERVOIR
17	5100427	1	DECAL, BELT & BLADE, IS4500Z
18	5100683	1	DECAL, Warning, ROLL BAR (Located behind Roll Bar Post)
19	5100684	1	DECAL, Warning, ROLL BAR (SP) (Located behind Roll Bar Post)

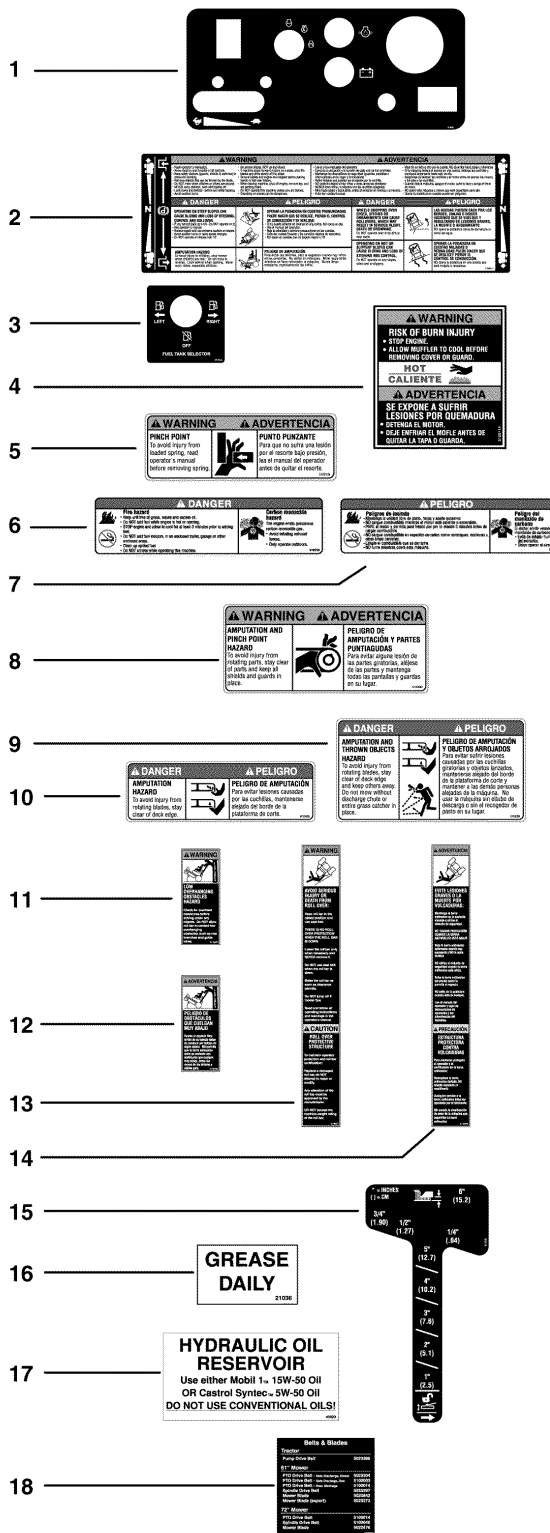



Footnotes

The above parts group applies to the following Mfg. Nos.:

5901180 (IS4500ZC28D61) (2006)
5900160 (IS4500ZC28D61) (2005)
5900719 (IS4500ZC28D61 AUS/NZ)

Decals - Safety & Operation - Gas (Later Models)

NOTE: Unless noted otherwise, use the standard hardware torque specification chart.



The above parts group applies to the following Mfg. Nos.:

- 5901179 (IS4500ZBL3561) (2006)
- 5900620 (IS4500ZBL35) (2005)
- 5900720 (IS4500ZBL3561 AUS/NZ)
- 5900721 (IS4500ZBL35 AUS/NZ)
- 5900159 (IS4500ZBL3561) (2005)
- 5901178 (IS4500ZBL35) (2006)

Decals - Safety & Operation - Gas (Later Models)

REF NO.	PART NO.	QTY.	DESCRIPTION
1	5061630	1	DECAL, Control Panel, Gas
2	5100097	1	DECAL, Main Safety
3	5049148	1	DECAL, Fuel Selector
4	5100114	2	DECAL, Warning, Burn
5	5100134	2	DECAL, Pinch Point
6	5100708	1	DECAL, Danger, Fire
7	5100709	1	DECAL, Danger, Fire (SP)
8	5100093	1	DECAL, Warning, Hand In Pulley
9	5101292	1	DECAL, Danger, Mower Discharge
10	5100088	1	DECAL, Danger, Mower
11	5100405	1	DECAL, Warning, Overhang, ROPS
12	5100406	1	DECAL, Warning, Overhang, ROPS (SP)
13	5100403	1	DECAL, Warning & Caution, ROPS
14	5100404	1	DECAL, Warning & Caution, ROPS (SP)
15	5061458	1	DECAL, Height of Cut
16	5021036	2	DECAL, Grease Daily
17	5045923	1	DECAL, Oil Reservoir
18	5100691	1	DECAL, Blade & Belt, IS4500Z
19	5100683	1	DECAL, Warning, ROLL BAR (Located behind Roll Bar Post)
20	5100684	1	DECAL, Warning, ROLL BAR (SP) (Located behind Roll Bar Post)

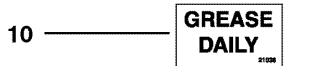

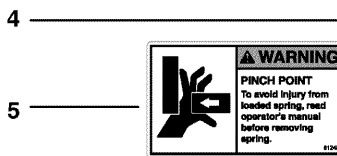



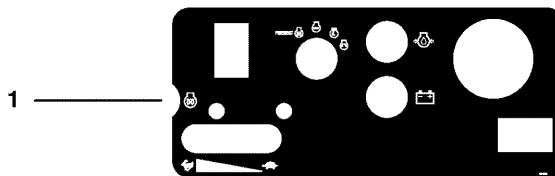


Footnotes

The above parts group applies to the following Mfg. Nos.:

5901179 (IS4500ZBL3561) (2006)
5900620 (IS4500ZBL35) (2005)
5900720 (IS4500ZBL3561 AUS/NZ)
5900721 (IS4500ZBL35 AUS/NZ)
5900159 (IS4500ZBL3561) (2005)
5901178 (IS4500ZBL35) (2006)

Decals - Safety & Operation - Diesel (Early Models)

NOTE: Unless noted otherwise, use the standard hardware torque specification chart.



The above parts group applies to the following Mfg. Nos.:
5900160 (IS4500ZC28D61) (2005)

Decals - Safety & Operation - Diesel (Early Models)


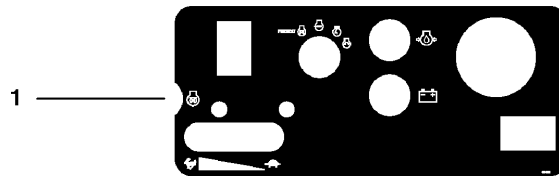

REF NO.	PART NO.	QTY.	DESCRIPTION
1	5061459	1	DECAL, Control Panel, Diesel
2	5061106	1	DECAL, Main
3	5047696	1	DECAL, Priming Instructions
4	5049658	1	DECAL, Danger
5	5061245	2	DECAL, Pinch Point
6	5020337	2	DECAL, Warning
7	1704277	1	DECAL, Danger (Chute In Place)
8	1704276	1	DECAL, Danger (Hand Under Deck)
9	5061458	1	DECAL, Height of Cut
10	5021036	2	DECAL, Grease Daily
11	5045923	1	DECAL, Oil Reservoir

Footnotes

The above parts group applies to the following Mfg. Nos.:
5900160 (IS4500ZC28D61) (2005)

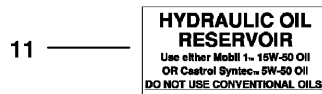
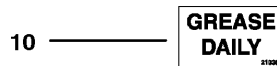

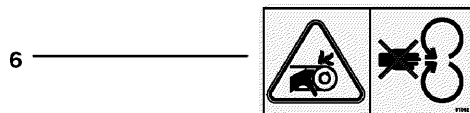

Decals - Safety & Operation - Export (Early Models)

NOTE: Unless noted otherwise, use the standard hardware torque specification chart.



PRIMING THE FUEL SYSTEM

WATER SEPARATOR	FUEL FILTER	ENGINE INJECTOR PUMP
<p>PRIME WATER PUMP & VENT SCREEN</p>	<p>VENT SCREEN</p>	<p>VENT SCREEN</p>
<p>WATER SEPARATOR</p> <ul style="list-style-type: none"> Using a 1/2 wrench, loosen the vent screw on the water separator 2 - 3 revolutions. Operate the priming hand pump in the water separator. Close the hand pump to seal down and fuel that is free of flow from the vent. Tighten the vent screw to 4.5 ft-lbs (6 Nm). DO NOT OVERTIGHTEN! 		
<p>FUEL FILTER</p> <ul style="list-style-type: none"> Using appropriate wrench, loosen the vent screw on the fuel filter 2 - 3 revolutions. Operate the priming hand pump up and down until fuel that is free of air flows from the vent. Tighten the vent screw to 4.5 ft-lbs (6 Nm). DO NOT OVERTIGHTEN! 		
<p>ENGINE INJECTOR PUMP</p> <ul style="list-style-type: none"> Using a 1/2 inch wrench, loosen the vent screw on the fuel filter 2 - 3 revolutions. Operate the priming hand pump up and down until fuel that is free of air flows from the vent. Tighten the vent screw to 4.5 ft-lbs (6 Nm). DO NOT OVERTIGHTEN! 		



The above parts group applies to the following Mfg. Nos.:
5900161 (IS4500ZC28D61CE) (2005)

Decals - Safety & Operation - Export (Early Models)

REF NO.	PART NO.	QTY.	DESCRIPTION
1	5061459	1	DECAL, Control Panel, Diesel
2	5061108	1	DECAL, Main, CE
3	5047696	1	DECAL, Priming Instructions
4	5061217	1	DECAL, Danger, Open Flame
5	5061246	2	DECAL, Pinch Point, CE
6	5061042	2	DECAL, Warning, Hand In Belt
7	1720389	2	DECAL, Warning, Mower
8	1704473	1	DECAL, Hot Surface
9	5061458	1	DECAL, Height of Cut
10	5021036	2	DECAL, Grease Daily
11	5045923	1	DECAL, Oil Reservoir

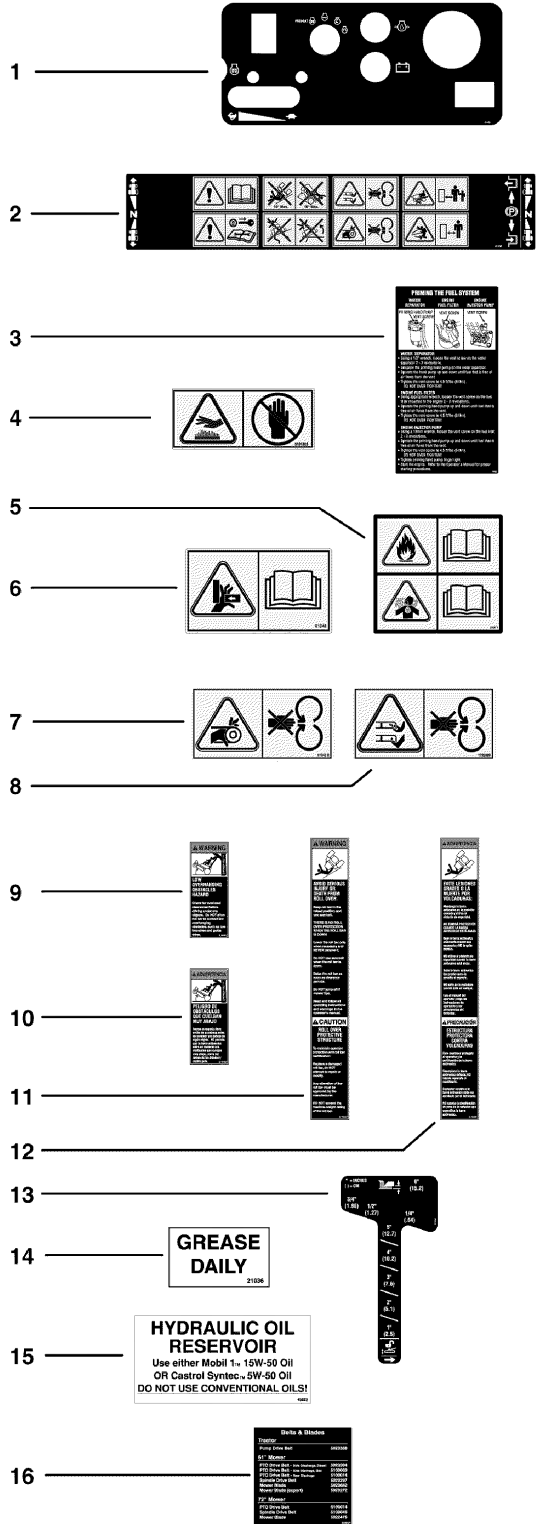


Footnotes

The above parts group applies to the following Mfg. Nos.:

5900161 (IS4500ZC28D61CE) (2005)

Decals - Safety & Operation - Export (Later Models)

NOTE: Unless noted otherwise, use the standard hardware torque specification chart.



The above parts group applies to the following Mfg. Nos.:

5900161 (IS4500ZC28D61CE) (2005)

5900626 (IS4500ZC28D61SDCE) (2006)

5901181 (IS4500ZC28D61CE) (2006)

Decals - Safety & Operation - Export (Later Models)

REF NO.	PART NO.	QTY.	DESCRIPTION
1	5061459	1	DECAL, CONTROL PANEL, DIESEL
2	5061108	1	DECAL, MAIN, CE
3	5047696	1	DECAL, PRIMING INSTRUCTIONS
4	5101353	1	DECAL-HOT- HAND IN FLAME
5	5061217	1	DECAL, DANGER, CE, OPEN FLAME
6	5061246	2	DECAL, PINCH POINT, CE
7	5061042	3	DECAL, CE DANGER, HAND IN BELT
8	1720389	2	DECAL-DANGER ROTATING BLADE SYMBOLS
9	5100405	1	DECAL, WARNING, OVERHANG, ROPS
10	5100406	1	DECAL, WARNING, OVERHANG, ROPS (SP)
11	5100403	1	DECAL, WARNING & CAUTION, ROPS
12	5100404	1	DECAL, WARNING & CAUTION, ROPS (SP)
13	5061458	1	DECAL, HEIGHT OF CUT
14	5021036	2	DECAL, GREASE DAILY
15	5045923	1	DECAL, OIL RESERVOIR
16	5100427	1	DECAL, BELT & BLADE, IS4500Z
17	5100685	2	DECAL, WARNING, ROLL BAE, CE (Located behind Roll Bar Posts)

Footnotes

The above parts group applies to the following Mfg. Nos.:



5900161 (IS4500ZC28D61CE) (2005)

5900626 (IS4500ZC28D61SDCE) (2006)

5901181 (IS4500ZC28D61CE) (2006)

Decals - Safety & Operation - Gas (Early Models)

NOTE: Unless noted otherwise, use the standard hardware torque specification chart.



1

2

3

4

5

6

7

8

9

10

11

12

The above parts group applies to the following Mfg. Nos.:
5900159 (IS4500ZBL3561) (2005)

Decals - Safety & Operation - Gas (Early Models)

REF NO.	PART NO.	QTY.	DESCRIPTION
1	5061630	1	DECAL, Control Panel, Gas
2	5061106	1	DECAL, Main
3	5049148	1	DECAL, Fuel Selector
4	5100015	2	DECAL, Warning, Burn
5	5049658	1	DECAL, Danger
6	5061245	2	DECAL, Pinch Point
7	5020337	2	DECAL, Warning
8	1704277	1	DECAL, Danger (Chute In Place)
9	1704276	1	DECAL, Danger (Hand Under Deck)
10	5061458	1	DECAL, Height of Cut
11	5021036	2	DECAL, Grease Daily
12	5045923	1	DECAL, Oil Reservoir

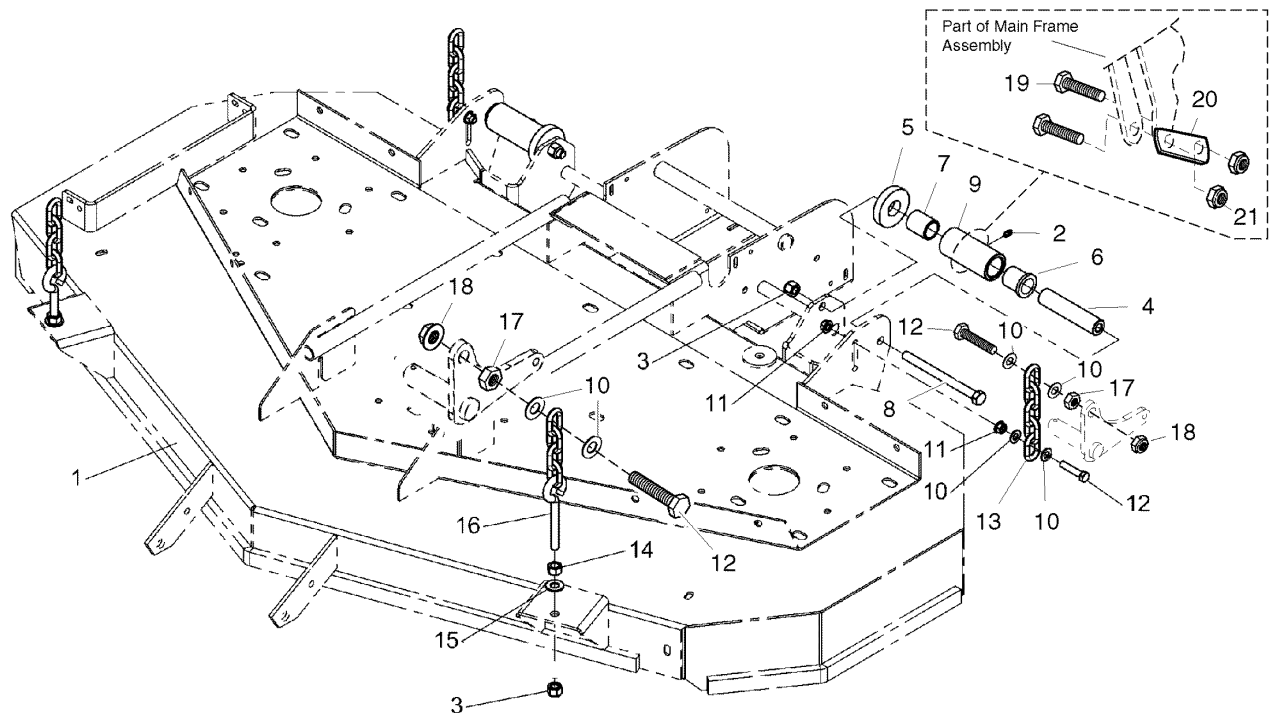
Footnotes

The above parts group applies to the following Mfg. Nos.:

5900159 (IS4500ZBL3561) (2005)

61" & 72" Mower Deck - Hanger Chains & Rear Mount Rollers

NOTE: Unless noted otherwise,
use the standard hardware torque
specification chart.



The above parts group applies to the following Mfg. Nos.:

5901179 (IS4500ZBL3561) (2006)	5901181 (IS4500ZC28D61CE) (2006)
5900160 (IS4500ZC28D61) (2005)	5901180 (IS4500ZC28D61) (2006)
5900722 (4500/72 AUS/NZ)	5900161 (IS4500ZC28D61CE) (2005)
5900621 (4500/72) (2006)	
5900159 (IS4500ZBL3561) (2005)	
5900626 (IS4500ZC28D61SDCE) (2006)	

61" & 72" Mower Deck - Hanger Chains & Rear Mount Rollers

REF NO.	PART NO.	QTY.	DESCRIPTION
1	-	-	MOWER DECK (See Housing, Cover, Spindle & Blade Group)
2	5020095	2	GREASE FITTING (Early models only)
3	5025396	4	NUT, 1/2-13 HEX NYLOCK FLANGE
4	5061132	2	SPACER, .52 X 1.00 X 4.56
5	5061010	2	WASHER, FRICTION
6	5021541	2	BUSHING, FLANGE
7	5023375	2	BUSHING, 1.00 X 1.25 X 1.50 PL
8	5025017X48	2	BOLT, 1/2-13 X 6" GD5 YZ
9	5400097B	2	ROLLER, MULE DRIVE - RED
10	5025156	12	WASHER, 3/8" SAE
11	5025128	4	NUT, 3/8-16 HEX SERRATED FLANGE
12	5025013X14	6	BOLT, 3/8-16 X 1-3/4" GD5
13	5050878X5	2	CHAIN, 5/16" GD30, 5 LINKS
14	5025038	2	NUT, 1/2-13 HEX
15	5025158	2	WASHER, 1/2" SAE
16	5045026	2	HANGER, FRONT DECK - 4 LINK (61" models)
16	5100304	2	FRONT DECK HANGER (72" model)
17	5025084	4	NUT, 3/8-16 HEX JAM
18	5025394	4	NUT, 3/8-16 Nylock Flange
19	5025018X14	4	BOLT, 1/2-20 X 1-3/4" GD5 YZ
20	5061474B	2	BAR, PUSHER BAR SUPPORT
21	5025098	4	NUT, 1/2-20 HEX NYLON LOCK

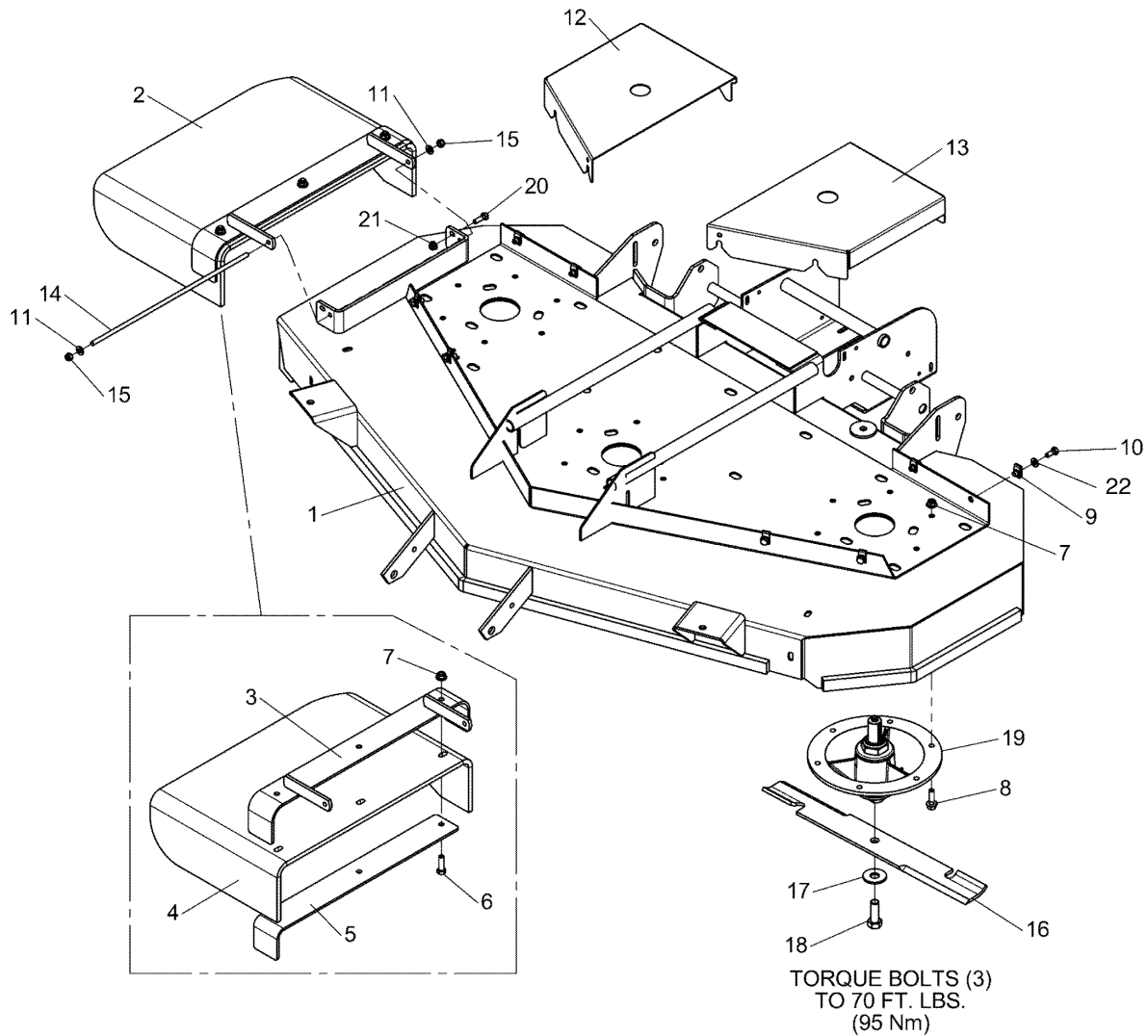
Footnotes

The above parts group applies to the following Mfg. Nos.:

5901179 (IS4500ZBL3561) (2006)	5901181 (IS4500ZC28D61CE) (2006)
5900160 (IS4500ZC28D61) (2005)	5901180 (IS4500ZC28D61) (2006)
5900722 (4500/72 AUS/NZ)	5900161 (IS4500ZC28D61CE) (2005)
5900621 (4500/72) (2006)	
5900159 (IS4500ZBL3561) (2005)	
5900626 (IS4500ZC28D61SDCE) (2006)	

61" Mower Deck - Housing, Covers, Spindles & Blades

NOTE: Unless noted otherwise,
use the standard hardware torque
specification chart.



The above parts group applies to the following Mfg. Nos.:

- 5900159 (IS4500ZBL3561) (2005)
- 5900160 (IS4500ZC28D61) (2005)
- 5901179 (IS4500ZBL3561) (2006)
- 5901181 (IS4500ZC28D61CE) (2006)
- 5901180 (IS4500ZC28D61) (2006)

61" Mower Deck - Housing, Covers, Spindles & Blades

REF NO.	PART NO.	QTY.	DESCRIPTION
1	5300063	1	DECK SHELL W/DECALS, 61" (Includes safety decals)
2	5061288	1	DISCHARGE CHUTE ASSEMBLY (Includes Ref No. 3 - 7)
3	5061293B	1	WELD, FRAME, CHUTE, 61 - RED
4	5402403	1	CHUTE, DISCHARGE, RUBBER, 61/72"
5	5061290B	1	SUPPORT, DISCHARGE CHUTE, 61 - RED
6	5025013X10	3	BOLT, 3/8-16 X 1-1/4" GD5
7	5025394	21	NUT, 3/8-16 HEX NYLOCK FLANGE
8	5025390X10	18	BOLT, 3/8-16 X 1-1/4", FLANGE
9	5022308	8	BODY CLIP, 5/16-18 X 1/2" DEEP
10	5025011X6	8	BOLT, 5/16-18 X 3/4" GD5
11	5025155	2	WASHER, 5/16" SAE
12	5049722B	1	GUARD, DECK, RH
13	5049723B	1	GUARD, DECK, LH
14	5061300	1	ROD MOUNT, CHUTE 61"
15	5025045	2	NUT, 5/16-24 HEX NYLON LOCK
16	5020842	3	BLADE, 21"
17	5025477	3	WASHER, 5/8" GRADE 8, YZ
18	5025320X14	3	BOLT, 5/8-11 X 1-3/4" GD8
19	5049438	3	ASSM, SPINDLE, BOTTOM MOUNT
20	5025411	1	BOLT, 5/16-18 X 3/4" FLANGE
21	5025392	1	NUT, 5/16-18 HEX NYLOCK FLANGE
22	5025292	8	WASHER, 5/16" GD.9 FLAT

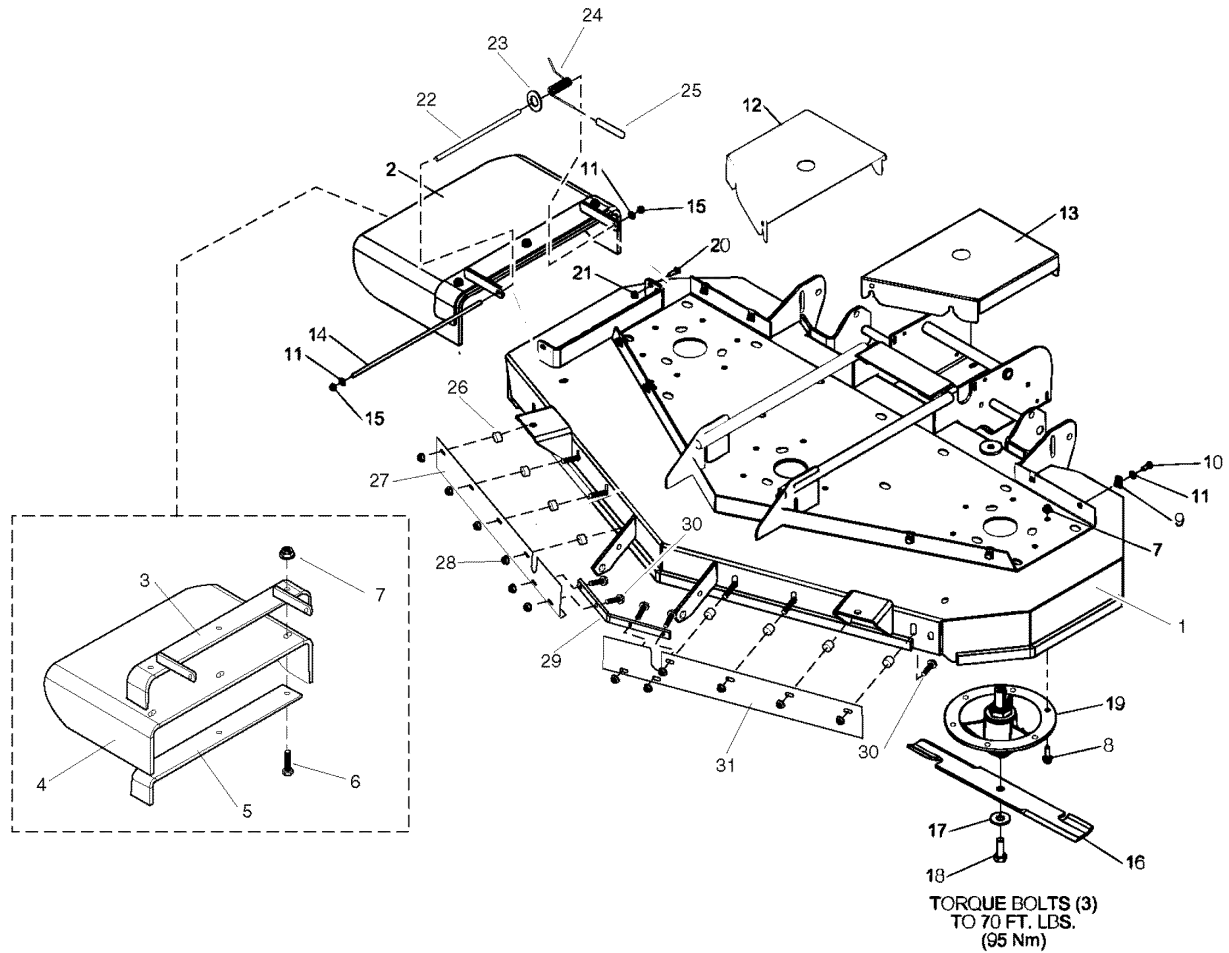
Footnotes

The above parts group applies to the following Mfg. Nos.:

5900159 (IS4500ZBL3561) (2005)
5900160 (IS4500ZC28D61) (2005)
5901179 (IS4500ZBL3561) (2006)
5901181 (IS4500ZC28D61CE) (2006)
5901180 (IS4500ZC28D61) (2006)

61" Side Discharge Mower Deck (Export) - Housing, Covers, Spindles & Blades

NOTE: Unless noted otherwise,
use the standard hardware torque
specification chart.



The above parts group applies to the following Mfg. Nos.:
5900626 (IS4500ZC28D61SDCE) (2006)

61" Side Discharge Mower Deck (Export) - Housing, Covers, Spindles & Blades

REF NO.	PART NO.	QTY.	DESCRIPTION
1	5600074	1	ASSM, MOWER DECK, 61" SIDE DISCHARGE - EXPORT (Includes safety decals)
2	5061288	1	DISCHARGE CHUTE ASSEMBLY (Includes Ref No. 3 - 7)
3	5061293B	1	CHUTE FRAME
4	5402403	1	RUBBER CHUTE
5	5061290B	1	CHUTE SUPPORT
6	5025013X10	3	BOLT, 3/8-16 X 1-1/4"
7	5025394	21	NUT, 3/8-16 Hex Nylock Flange
8	5025390X10	18	BOLT, 3/8-16 X 1-1/4" Flange Head
9	5022308	8	BODY CLIP, 5/16-18
10	5025011X6	8	BOLT, 5/16-18 X 3/4"
11	5025155	10	WASHER, 5/16" SAE
12	5049722B	1	DECK GUARD, RH
13	5049723B	1	DECK GUARD, LH
14	5061300	1	CHUTE MOUNT ROD
15	5025045	2	NUT 5/16-24 Hex Nylon Lock
16	5023272	3	MOWER BLADE, 21" SAND
17	5025477	3	WASHER, 5/8" GRADE 8, YZ
18	5025320X14	3	BOLT, 5/8-11 X 1-3/4"
19	5049438	3	SPINDLE ASSEMBLY, Complete
20	5025411	1	BOLT, 5/16-18 x 3/4" Flange Head
21	5025392	1	NUT, 5/16-18 Hex Nylock Flange
22	5050086X10P75	1	TUBE, 1/2 X 3/8 BLACK POLY 11.25"
23	5025164	1	WASHER, 5/16" FENDER
24	5023385	1	SPRING, TORSION
25	5023489	1	CAP, PROTECTOR, .120 ID
26	5047408	8	SPACER, .39 x.75 X .50
27	5401578B	1	BAFFLE, BLOWOUT, RH -RED
28	5025392	12	NUT, 5/16-18 Hex Nylock Flange
29	5061413B	1	BAFFLE, REINFORCEMENT
30	5023156	12	BOLT, 5/16-18 X 1 1/4" FLANGE
31	5401579B	1	BAFFLE, BLOWOUT, LH -RED

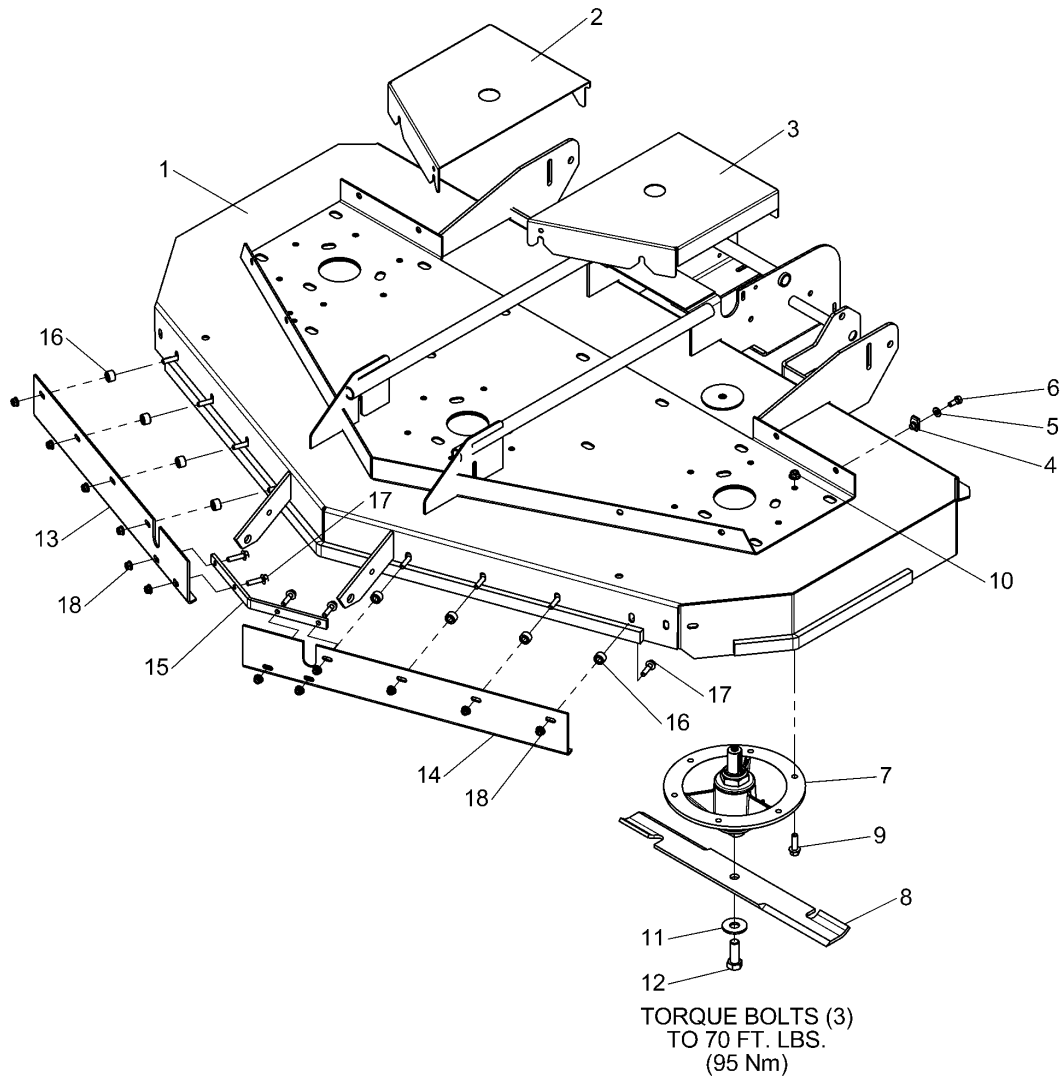
Footnotes

The above parts group applies to the following Mfg. Nos.:

5900626 (IS4500ZC28D61SDCE) (2006)

61" Mower Deck - Housing, Covers, Spindles & Blades - Rear Discharge

NOTE: Unless noted otherwise,
use the standard hardware torque
specification chart.



The above parts group applies to the following Mfg. Nos.:
5900161 (IS4500ZC28D61CE) (2005)

61" Mower Deck - Housing, Covers, Spindles & Blades - Rear Discharge

REF NO.	PART NO.	QTY.	DESCRIPTION
1	5300065	1	DECK SHELL W/DECALS, 61" RD (Includes safety decals)
2	5049722B	1	DECK GUARD, RH
3	5049723B	1	DECK GUARD, LH
4	5022308	8	BODY CLIP, 5/16-18
5	5025155	8	WASHER, 5/16" SAE
6	5025011X6	8	BOLT, 5/16-18 X 3/4"
7	5049438	3	SPINDLE ASSEMBLY, Complete
8	5023272	3	MOWER BLADE, SAND, 21"
9	5025390X10	18	BOLT, 3/8-16 X 1-1/4" Flange Head
10	5025394	18	NUT, 3/8-16 Hex Nylock Flange
11	5025477	3	WASHER, 5/8" GRADE 8, YZ
12	5025320X14	3	BOLT, 5/8-11 X 1-3/4"
13	5061411B	1	BLOWOUT BAFFLE, RH
14	5061412B	1	BLOWOUT BAFFLE, LH
15	5061413B	1	BAFFLE REINFORCMENT
16	5047408	8	SPACER, .39 X .75 X .50
17	5023156	12	BOLT, 5/16-18 X 1-1/4" Flange Head
18	5025392	12	NUT, 5/16-18 Hex Nylock Flange

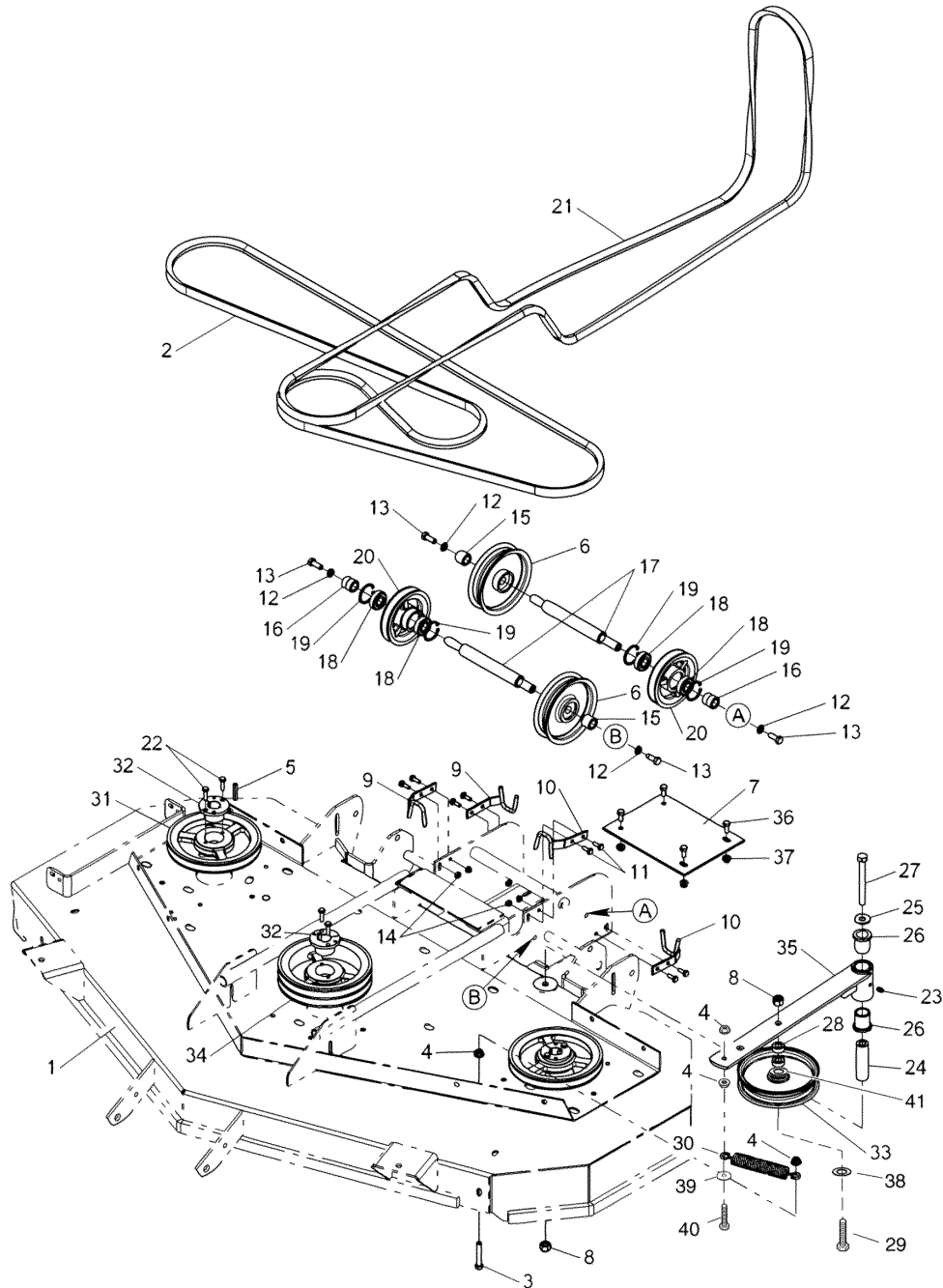
Footnotes

The above parts group applies to the following Mfg. Nos.:

5900161 (IS4500ZC28D61CE) (2005)

61" & 72" Mower Deck - Pulleys, Belts & Idler Arm

NOTE: Unless noted otherwise,
use the standard hardware torque
specification chart.



The above parts group applies to the following Mfg. Nos.:

- | | |
|----------------------------------|------------------------------------|
| 5900159 (IS4500ZBL3561) (2005) | 5900626 (IS4500ZC28D61SDCE) (2006) |
| 5901180 (IS4500ZC28D61) (2006) | 5900621 (4500/72) (2006) |
| 5901181 (IS4500ZC28D61CE) (2006) | 5901179 (IS4500ZBL3561) (2006) |
| 5900722 (4500/72 AUS/NZ) | |
| 5900161 (IS4500ZC28D61CE) (2005) | |
| 5900160 (IS4500ZC28D61) (2005) | |

61" & 72" Mower Deck - Pulleys, Belts & Idler Arm

REF NO.	PART NO.	QTY.	DESCRIPTION
1	-	-	MOWER DECK (See Housing, Cover, Spindle & Blade Group)
2	5023297	1	BELT, # 7-8671, 147.4 (61" models)
2	5100046	1	BELT (72" model)
3	5025013X24	1	BOLT, 3/8-16 X 3" GD5 YZ
4	5025128	4	NUT, 3/8-16 HEX SERRATED FLANGE
5	5022726	3	KEY 1/4 SQ X 1 1/2 LONG
6	5023492	2	PULLEY, IDLER - 5"
7	5049732B	1	SUPPORT, CROSS MEMBER
8	5025396	2	NUT, 1/2-13 HEX NYLOCK FLANGE
9	5061211B	2	WELD, BELT KEEP - RH
10	5061212B	2	WELD, BELT KEEP - LH
11	5025010X5	8	BOLT, 1/4-20 X 5/8" GD5 YZ
12	5025171	4	WASHER, 3/8" SPLIT LOCK
13	5025013X8	4	BOLT, 3/8-16 X 1" GD5 YZ
14	5025095	8	NUT, 1/4-20 HEX NYLON LOCK
15	5049687	2	SPACER, .67 X 1.00 X .76
16	5049686	2	SPACER, .67 X 1.00 X 1.000
17	5049685	2	SHAFT, REAR
18	5020827	4	BEARING, IDLER
19	5020865	4	SNAP RING, INTERNAL
20	5023374	2	PULLEY, CAST IDLER, D1190/BC50
21	5023304	1	BELT, #7-8674, 161.4 EL (Diesel, 61" Side Discharge model)
21	5100003	1	BELT (Gas, 61" Side Discharge model)
21	5100014	1	BELT (Diesel, 61" Rear Discharge model)
21	5100655	1	BELT (Gas, 72" model)
22	5025010X8	6	BOLT, 1/4-20 X 1", GD5
23	5020095	1	GREASE FITTING, 1/4-28 STRAIGHT
24	5045022	1	SPACER, .52 X 1.00 X 3.50
25	5025150	1	WASHER, 1/2" USS
26	5021541	2	BUSHING, FLANGE
27	5025017X40	1	BOLT, 1/2-13 X 5" GD5 YZ
28	5045023	2	SPACER, .52 X 1.00 X .44
29	5025017X22	1	BOLT, 1/2-13 X 2-3/4" GD5
30	5022847	1	SPRING, EXTENSION, SWIVEL END
31	5023339	2	PULLEY, SPINDLE BH78 (61" models)
31	5100122	2	PULLEY, SPINDLE (72" model)
32	5020819	3	BUSHING, TAPERED HUB
33	5600184	1	KIT, PULLEY & SHIELD (Includes Part Nos 5021976 & 5101103)
34	5023342	1	PULLEY, SPINDLE DH4780 (61" models)
34	5100123	1	PULLEY, SPINDLE (72" model)
35	5049729B	1	WELD, IDLER ARM

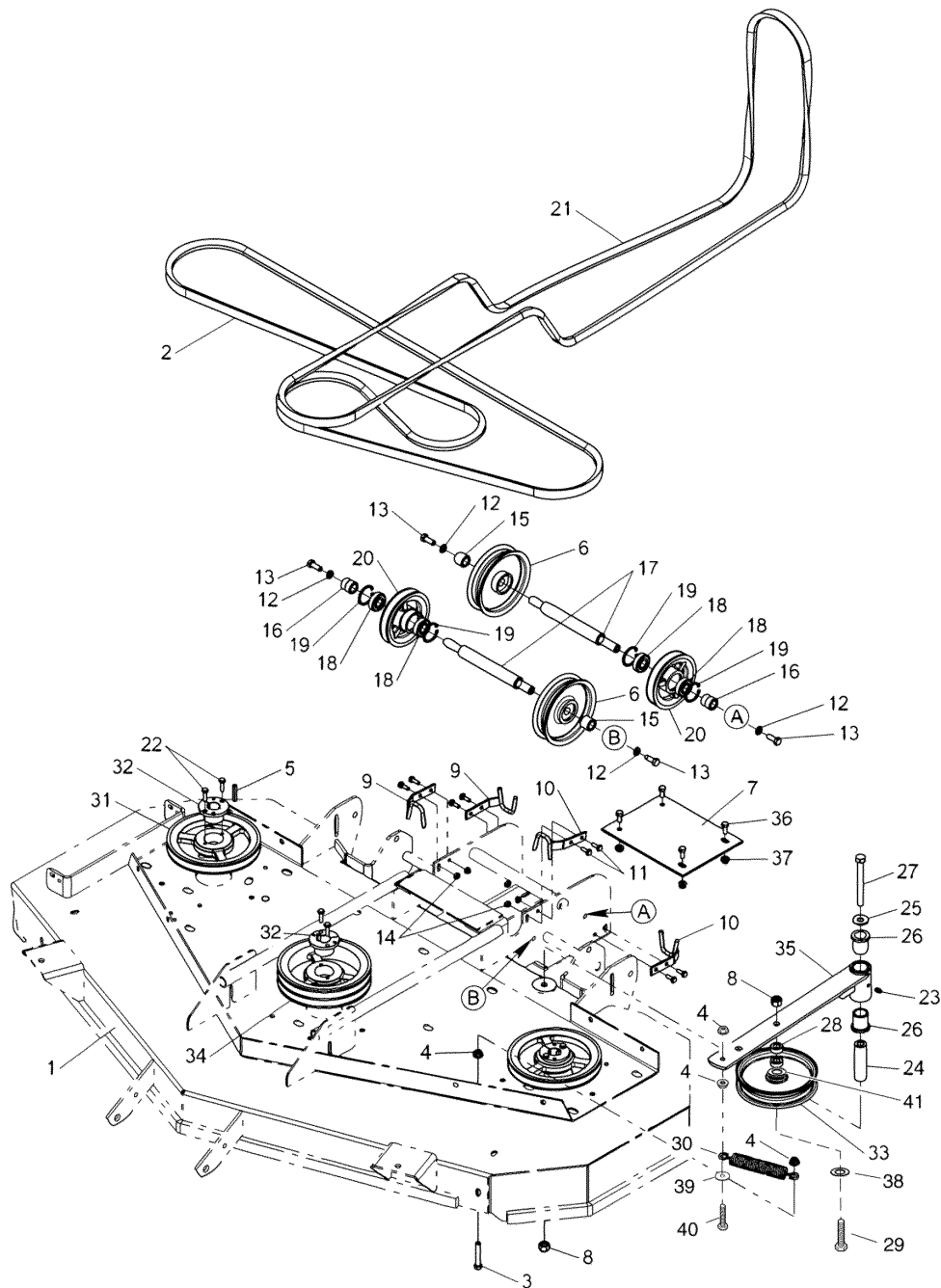
Footnotes

The above parts group applies to the following Mfg. Nos.:

5900159 (IS4500ZBL3561) (2005) 5900626 (IS4500ZC28D61SDCE) (2006)
5901180 (IS4500ZC28D61) (2006) 5900621 (4500/72) (2006)
5901181 (IS4500ZC28D61CE) (2006) 5901179 (IS4500ZBL3561) (2006)
5900722 (4500/72 AUS/NZ)
5900161 (IS4500ZC28D61CE) (2005)
5900160 (IS4500ZC28D61) (2005)

61" & 72" Mower Deck - Pulleys, Belts & Idler Arm

NOTE: Unless noted otherwise,
use the standard hardware torque
specification chart.



The above parts group applies to the following Mfg. Nos.:

- | | |
|----------------------------------|------------------------------------|
| 5900159 (IS4500ZBL3561) (2005) | 5900626 (IS4500ZC28D61SDCE) (2006) |
| 5901180 (IS4500ZC28D61) (2006) | 5900621 (4500/72) (2006) |
| 5901181 (IS4500ZC28D61CE) (2006) | 5901179 (IS4500ZBL3561) (2006) |
| 5900722 (4500/72 AUS/NZ) | |
| 5900161 (IS4500ZC28D61CE) (2005) | |
| 5900160 (IS4500ZC28D61) (2005) | |

61" & 72" Mower Deck - Pulleys, Belts & Idler Arm

REF NO.	PART NO.	QTY.	DESCRIPTION
36	5025145X6	4	BOLT, 5/16-18 X 3/4", CARRIAGE
37	5025392	4	NUT, 5/16-18 HEX NYLOCK FLANGE
38	5025158	1	WASHER, 1/2" SAE
39	5025165	1	WASHER, 3/8" FENDER
40	5025013X16	1	BOLT, 3/8-16 X 2" GD5 YZ
41	5101103	1	SHIELD, PULLEY BEARING

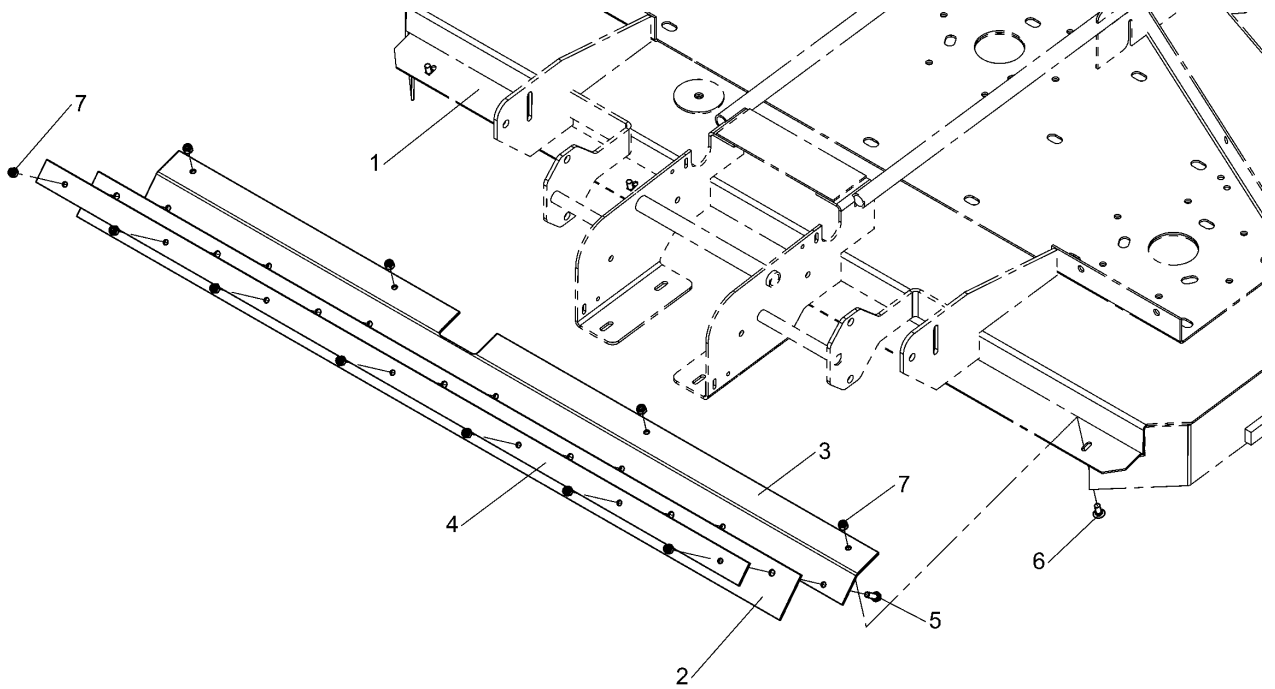
Footnotes

The above parts group applies to the following Mfg. Nos.:

5900159 (IS4500ZBL3561) (2005) 5900626 (IS4500ZC28D61SDCE) (2006)
5901180 (IS4500ZC28D61) (2006) 5900621 (4500/72) (2006)
5901181 (IS4500ZC28D61CE) (2006) 5901179 (IS4500ZBL3561) (2006)
5900722 (4500/72 AUS/NZ)
5900161 (IS4500ZC28D61CE) (2005)
5900160 (IS4500ZC28D61) (2005)

61" Mower Deck - Rear Deflector

NOTE: Unless noted otherwise,
use the standard hardware torque
specification chart.



The above parts group applies to the following Mfg. Nos.:

5900161 (IS4500ZC28D61CE) (2005)

5901181 (IS4500ZC28D61CE) (2006)

61" Mower Deck - Rear Deflector

REF NO.	PART NO.	QTY.	DESCRIPTION
1	-	-	MOWER DECK (See Housing, Cover, Spindle & Blade Group)
2	5048243	1	RUBBER DEFLECTOR
3	5400230B	1	DEFLECTOR PLATE
4	5048245B	1	RETAINING PLATE
5	5025011X8	7	BOLT, 5/16-18 X 1"
6	5025145X6	4	CARRIAGE BOLT, 5/16-18 X 3/4
7	5025057	11	NUT 5/16-18 Hex Nylon Lock

Footnotes

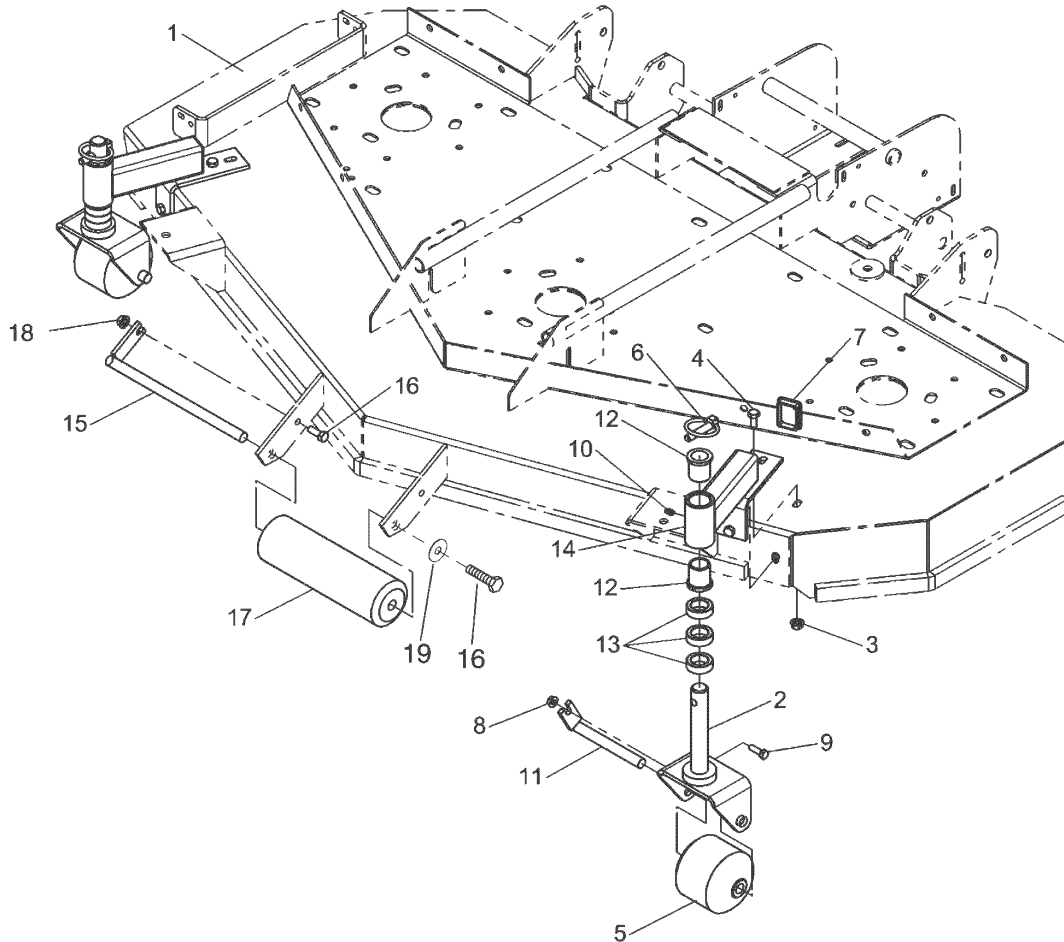
The above parts group applies to the following Mfg. Nos.:

5900161 (IS4500ZC28D61CE) (2005)

5901181 (IS4500ZC28D61CE) (2006)

61" & 72" Mower Deck - Casters & Rollers - Side Discharge

NOTE: Unless noted otherwise,
use the standard hardware torque
specification chart.



The above parts group applies to the following Mfg. Nos.:

- 5900621 (4500/72) (2006)
- 5900626 (IS4500ZC28D61SDCE) (2006)
- 5901180 (IS4500ZC28D61) (2006)
- 5900722 (4500/72 AUS/NZ)
- 5900160 (IS4500ZC28D61) (2005)
- 5900159 (IS4500ZBL3561) (2005)
- 5901179 (IS4500ZBL3561) (2006)

61" & 72" Mower Deck - Casters & Rollers - Side Discharge

REF NO.	PART NO.	QTY.	DESCRIPTION
1	-	-	MOWER DECK (See Housing, Cover, Spindle & Blade Group)
2	5045188B	2	WELD, CASTER YOKE
3	5025128	4	NUT, 3/8-16 HEX SERRATED FLANGE
4	5025013X8	4	BOLT, 3/8-16 X 1" GD5 YZ
5	5022060	2	ROLLER, SMALL
6	5020655	2	PIN, LYNCH, 7/16
7	5022098	2	CAP, 1-1/2 X 2 X 11GA, PLASTIC
8	5025392	2	NUT, 5/16-18 HEX NYLOCK FLANGE
9	5025011X8	2	BOLT, 5/16-18 X 1" GD5 YZ
10	5020095	2	GREASE FITTING, 1/4-28 STRAIGHT
11	5045034B	2	WELD, CASTER ROLLER PIN
12	5021541	4	BUSHING, FLANGE
13	5041476	6	SPACER, 1.02 X 1.56 X .50
14	5046965B	2	WELD, ARM, DECK CASTER
15	5041655B	1	WELD, BRACKET, ROLLER PIN
16	5025013X8	2	BOLT, 3/8-16 X 1" GD5 YZ
17	5020785	1	ROLLER, DECK
18	5025394	1	NUT, 3/8-16 HEX NYLOCK FLANGE
19	5100548	1	WASHER, .390 X 1.50 X .109 YZ

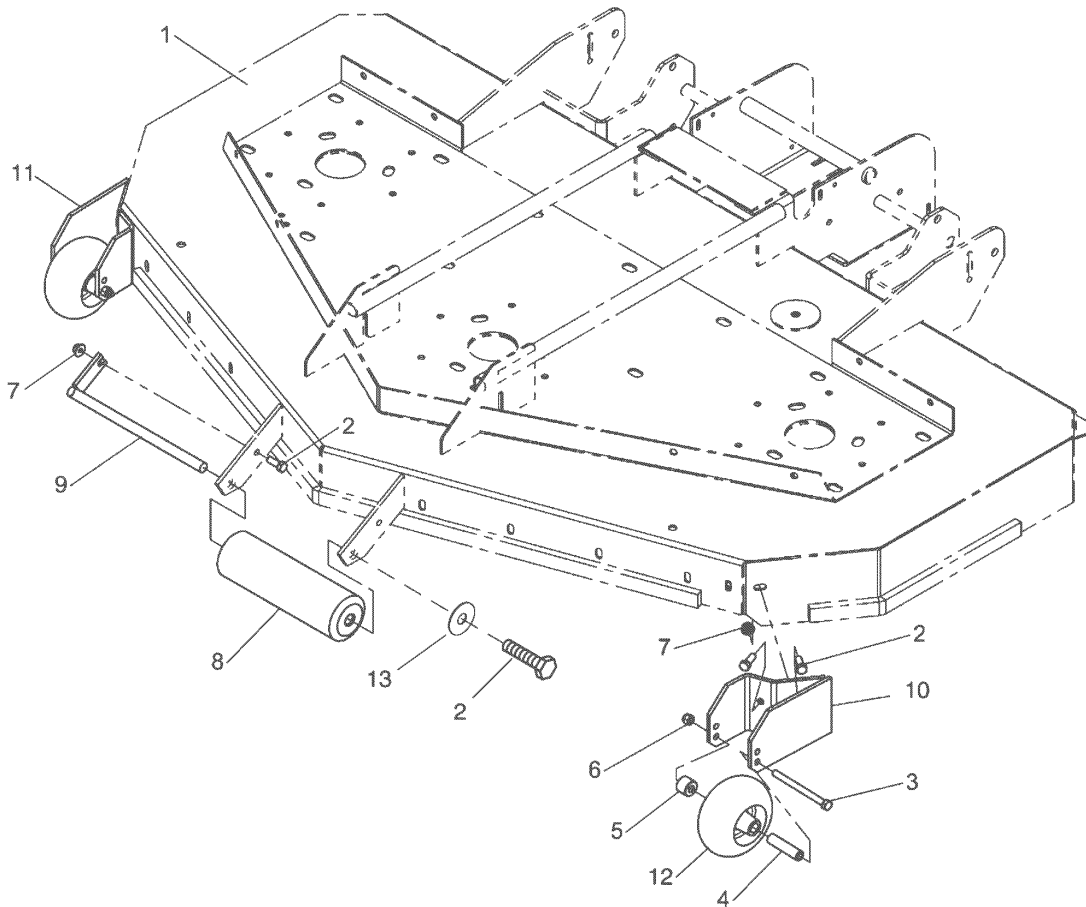
Footnotes

The above parts group applies to the following Mfg. Nos.:

5900621 (4500/72) (2006) 5900626 (IS4500ZC28D61SDCE) (2006)
5901180 (IS4500ZC28D61) (2006)
5900722 (4500/72 AUS/NZ)
5900160 (IS4500ZC28D61) (2005)
5900159 (IS4500ZBL3561) (2005)
5901179 (IS4500ZBL3561) (2006)

61" Mower Deck - Casters & Rollers - Rear Discharge

NOTE: Unless noted otherwise,
use the standard hardware torque
specification chart.



The above parts group applies to the following Mfg. Nos.:

5900161 (IS4500ZC28D61CE) (2005)

5901181 (IS4500ZC28D61CE) (2006)

61" Mower Deck - Casters & Rollers - Rear Discharge

REF NO.	PART NO.	QTY.	DESCRIPTION
1	-	-	MOWER DECK (See Housing, Cover, Spindle & Blade Group)
2	5025013X8	6	BOLT, 3/8-16 X 1 GD5 YZ
3	5025013X36	2	BOLT, 3/8-16 X 4-1/2"
4	5045992	2	SPACER, .39 X .63 X 2.56
5	5046446	2	SPACER, .39 X 1.00 X .80
6	5025394	2	NUT, 3/8-16 Hex Nylock Flange
7	5025128	5	NUT, 3/8-16 Hex Serrated Flange
8	5020785	1	ROLLER
9	5041655B	1	ROLLER PIN
10	5048537B	1	CASTER MOUNT, LH
11	5048536B	1	CASTER MOUNT, RH
12	1716353	2	GAUGE WHEEL
13	5100548	1	WASHER, .390 X 1.50 X .109 YZ

Footnotes

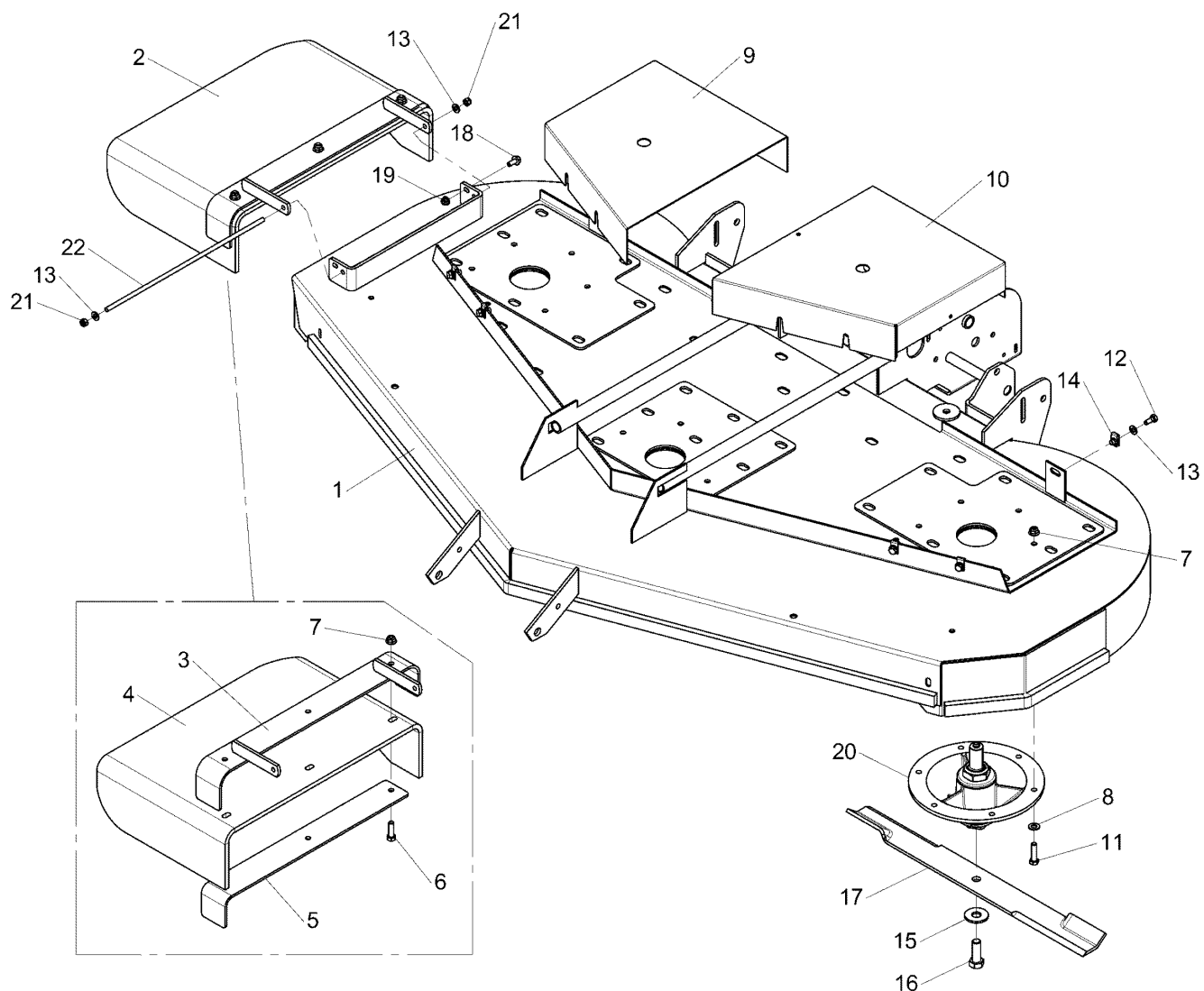
The above parts group applies to the following Mfg. Nos.:

5900161 (IS4500ZC28D61CE) (2005)

5901181 (IS4500ZC28D61CE) (2006)

72" Mower Deck - Housing, Covers, Spindles & Blades

NOTE: Unless noted otherwise,
use the standard hardware torque
specification chart.



The above parts group applies to the following Mfg. Nos.:

5900621 (4500/72) (2006)
5900722 (4500/72 AUS/NZ)

72" Mower Deck - Housing, Covers, Spindles & Blades

REF NO.	PART NO.	QTY.	DESCRIPTION
1	5600043	1	DECK SHELL W/DECALS, 72" (Includes safety decals)
2	5061288B	1	DISCHARGE CHUTE ASSEMBLY (Includes Ref No. 3 - 7)
3	5061293B	1	CHUTE FRAME
4	5402403	1	RUBBER CHUTE
5	5061290B	1	CHUTE SUPPORT
6	5025013X10	3	BOLT, 3/8-16 X 1-1/4"
7	5025394	21	NUT, 3/8-16 Hex Nylock Flange
8	5025293	18	WASHER 3/8" GD.9
9	5401056B	1	GUARD, RH, 4500/72"
10	5400610B	1	GUARD, LH, 4500/72"
11	5025013X12	18	BOLT, 3/8-16 X 1-1/2"
12	5025011X6	6	BOLT, 5/16-18 X 3/4"
13	5025155	8	WASHER, 5/16" SAE
14	5022308	6	BODY CLIP, 5/16-18
15	5025477	3	WASHER, 5/8" GRADE 8, YZ
16	5025320X14	3	BOLT, 5/8-11 X 1-3/4"
17	5022476	3	BLADE, 25"
18	5025411	1	BOLT, 5/16-18 X 3/4" Flange
19	5025392	1	NUT, 5/16-18 Hex Nylock Flange
20	5049438	3	SPINDLE ASSEMBLY, Complete
21	5025045	2	NUT, 5/16-24 Hex Nylon Lock
22	5061300	1	CHUTE MOUNT ROD

Footnotes

The above parts group applies to the following Mfg. Nos.:

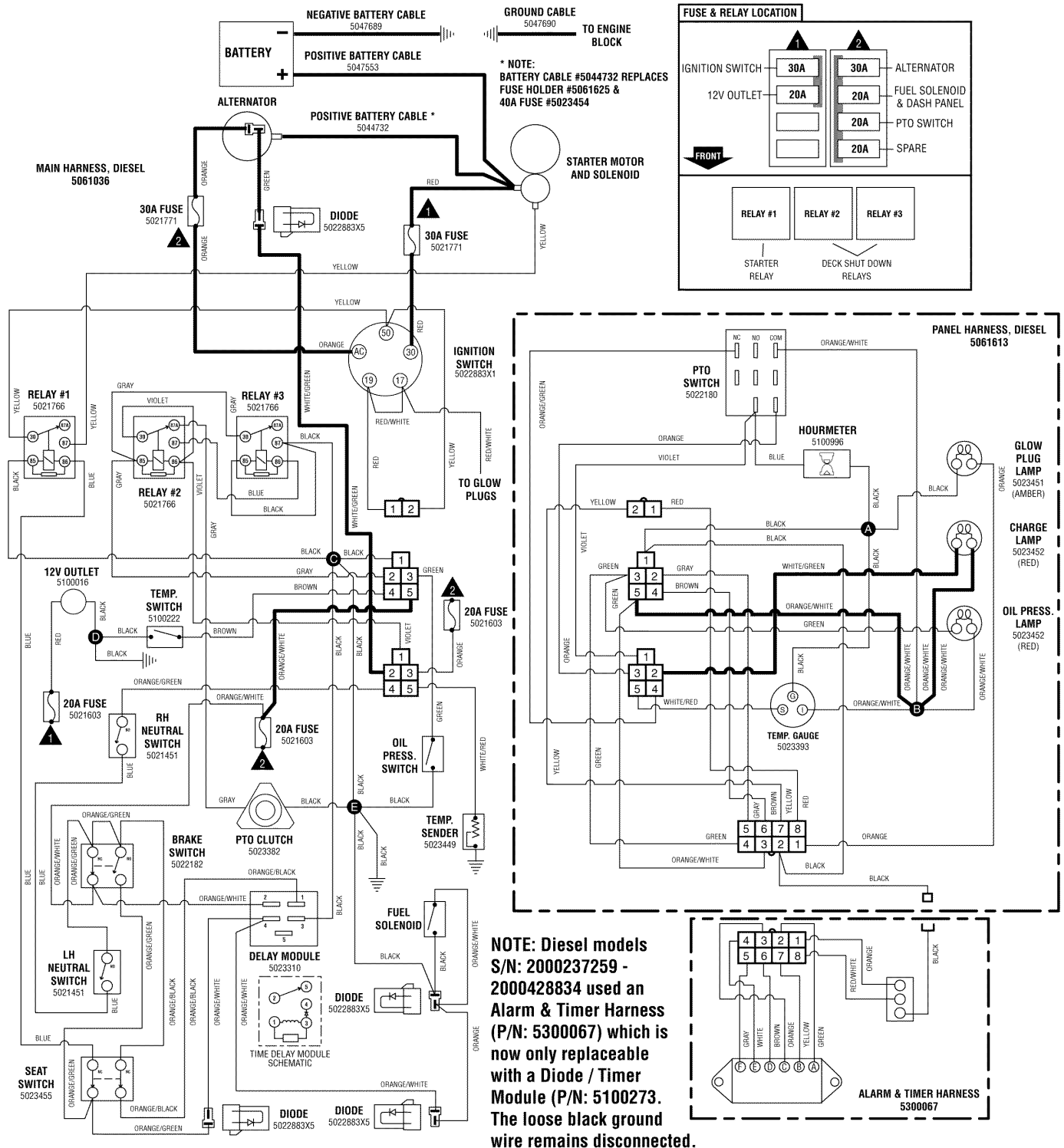
5900621 (4500/72) (2006)

5900722 (4500/72 AUS/NZ)

Electrical Schematic - Charging Circuit - Diesel

(2000237258 & Below)

176escc0



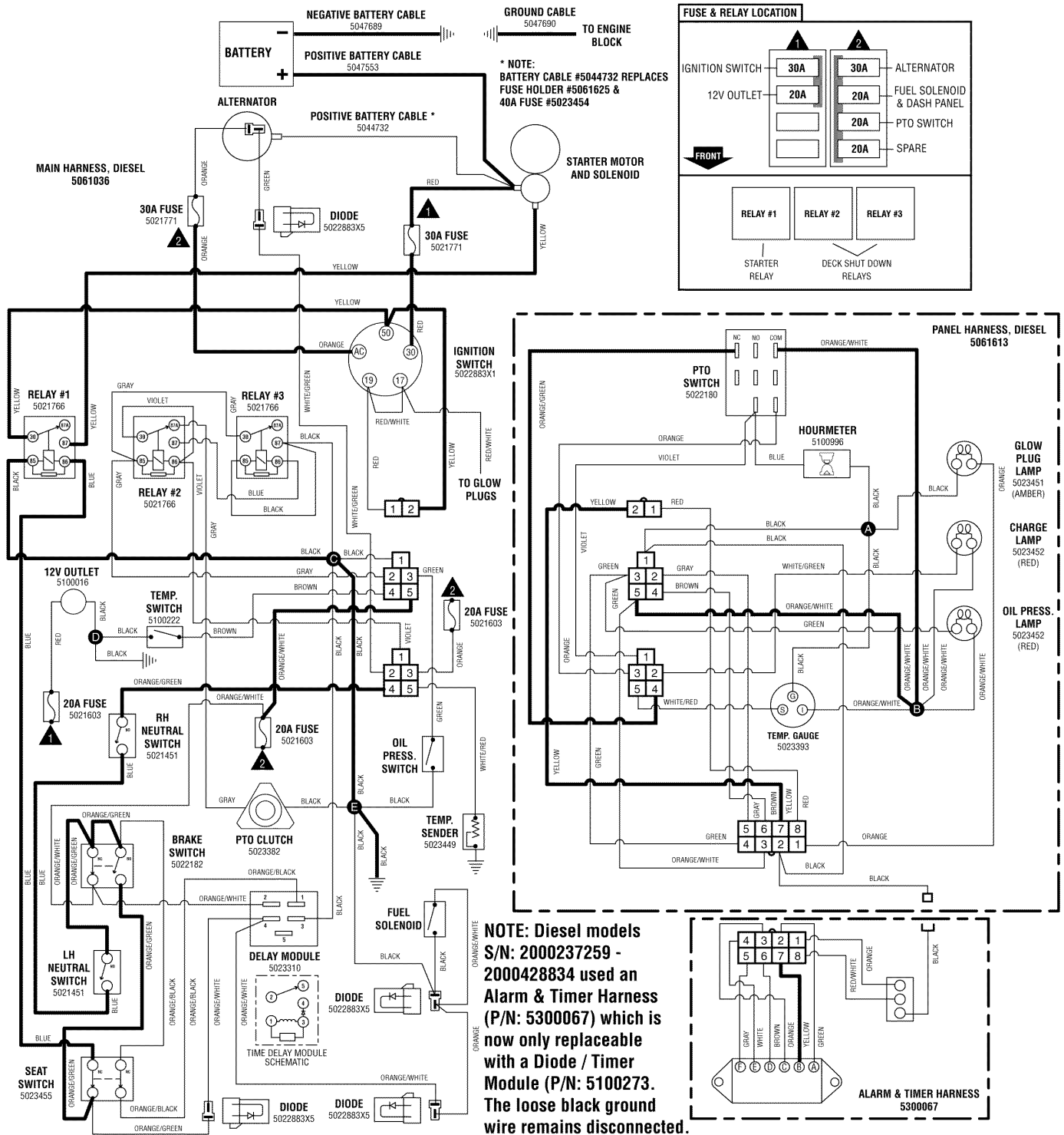
The above parts group applies to the following Mfg. Nos.:

- 5900160 (IS4500ZC28D61) (2005)
- 5900161 (IS4500ZC28D61CE) (2005)

Electrical Schematic - Cranking Circuit - Diesel

(2000237258 & Below)

176escr0



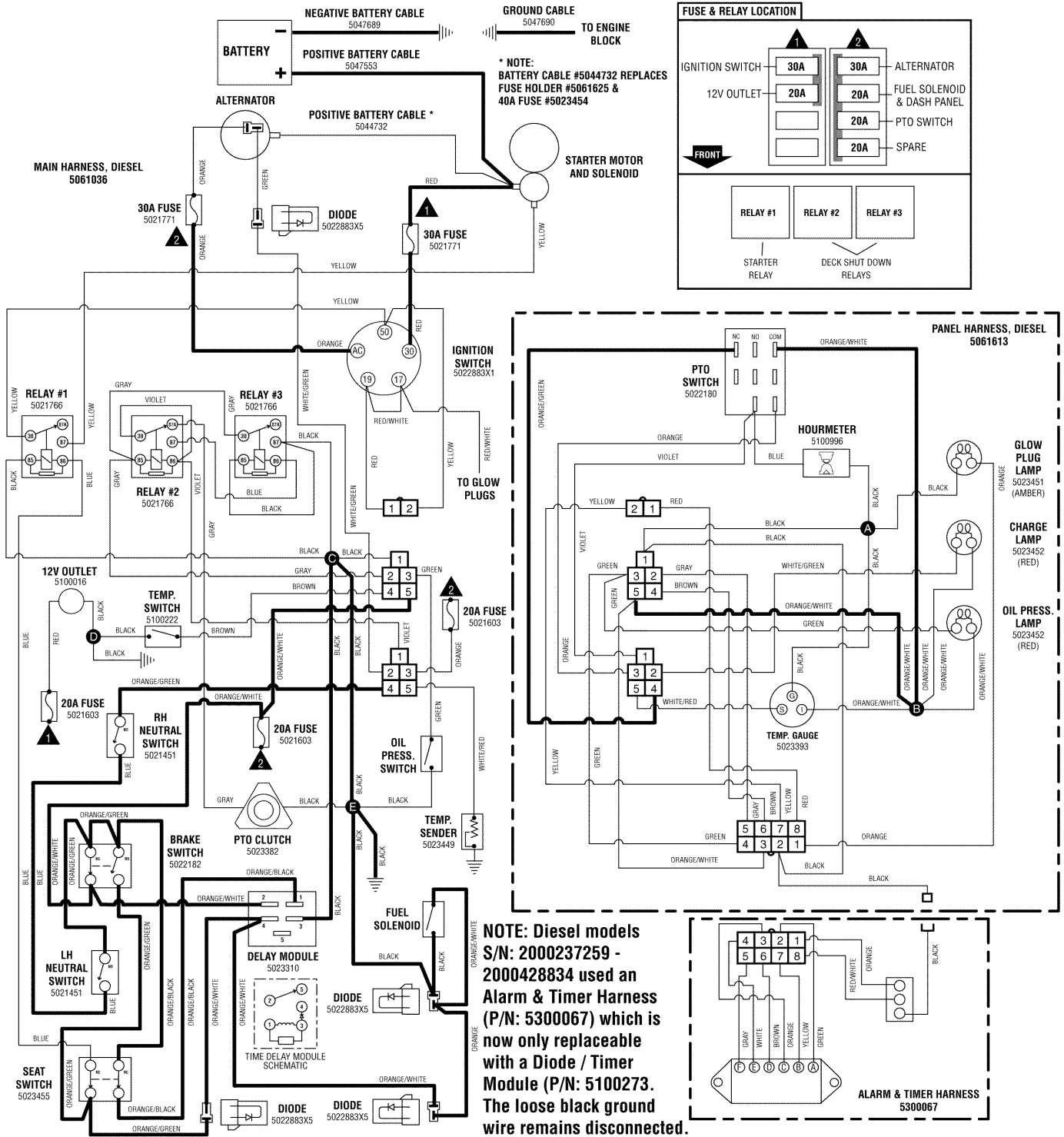
The above parts group applies to the following Mfg. Nos.:

- 5900160 (IS4500ZC28D61) (2005)
- 5900161 (IS4500ZC28D61CE) (2005)

Electrical Schematic - Ignition / Safety Circuit - Diesel

(2000237258 & Below)

176esci0



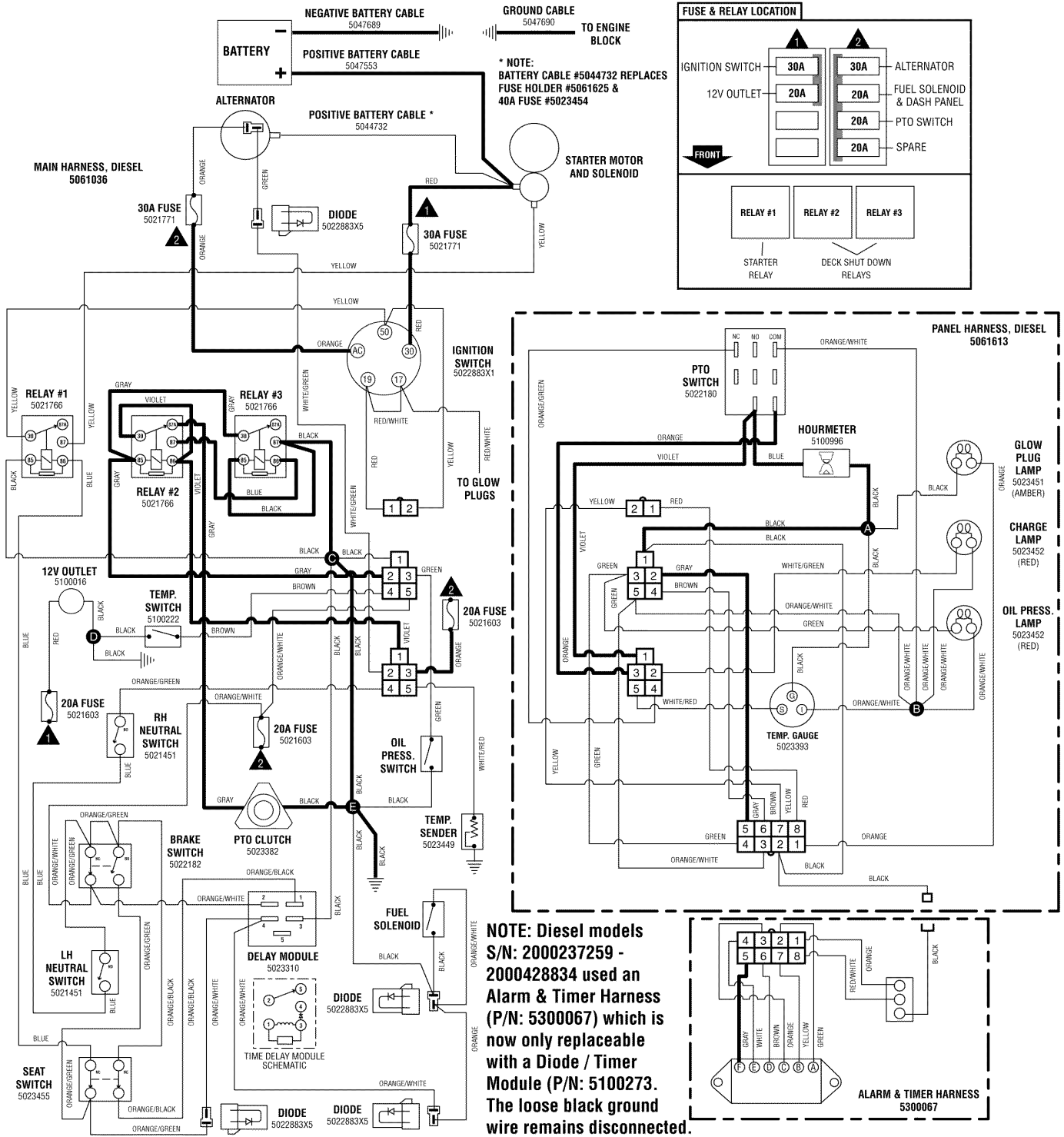
The above parts group applies to the following Mfg. Nos.:

- 5900160 (IS4500ZC28D61) (2005)
- 5900161 (IS4500ZC28D61CE) (2005)

Electrical Schematic - PTO Clutch Circuit - Diesel

(2000237258 & Below)

176escp0



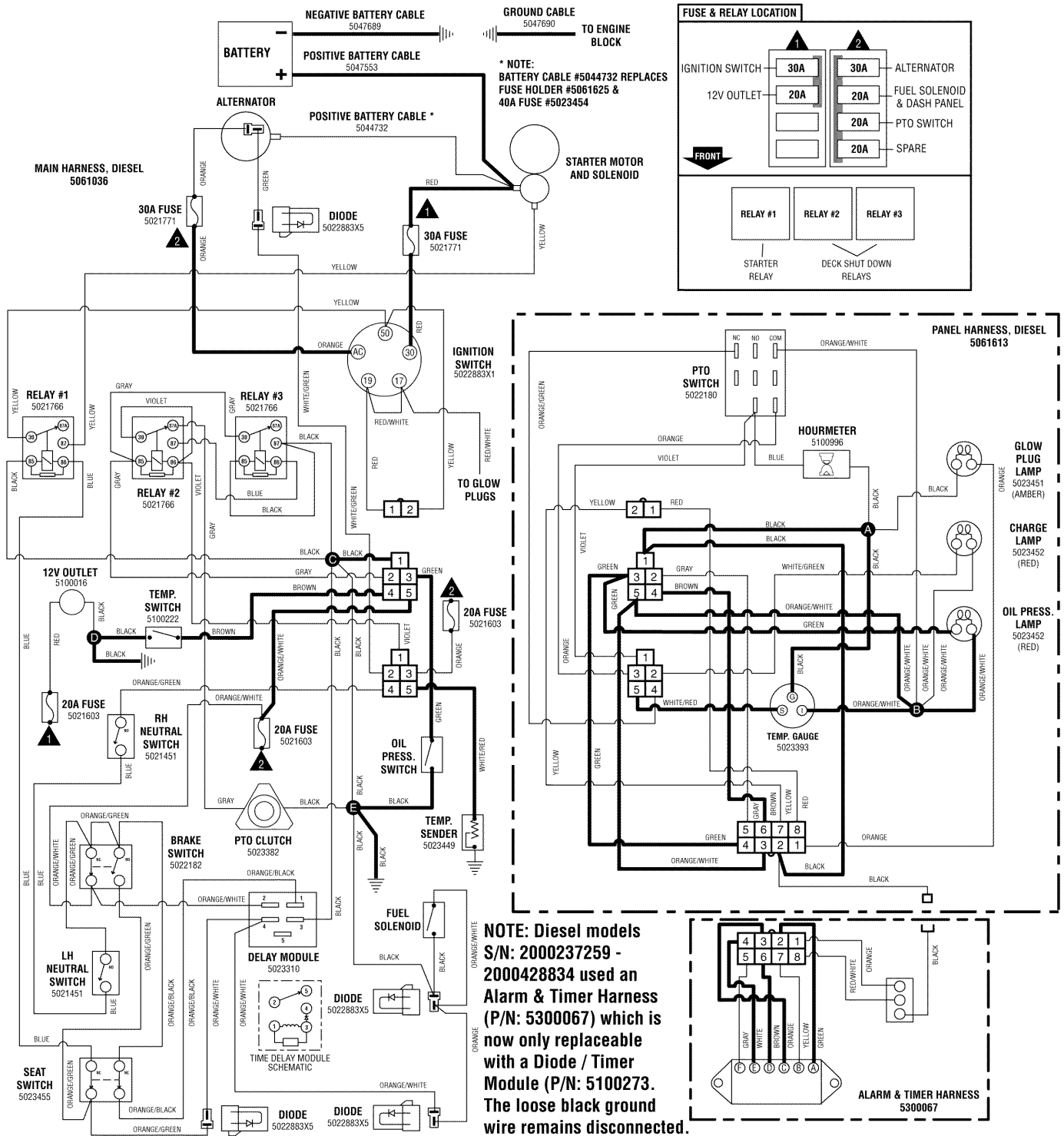
The above parts group applies to the following Mfg. Nos.:

- 5900160 (IS4500ZC28D61) (2005)
- 5900161 (IS4500ZC28D61CE) (2005)

Electrical Schematic - Gauge & Lamp Circuit - Diesel

(2000237258 & Below)

176escg0



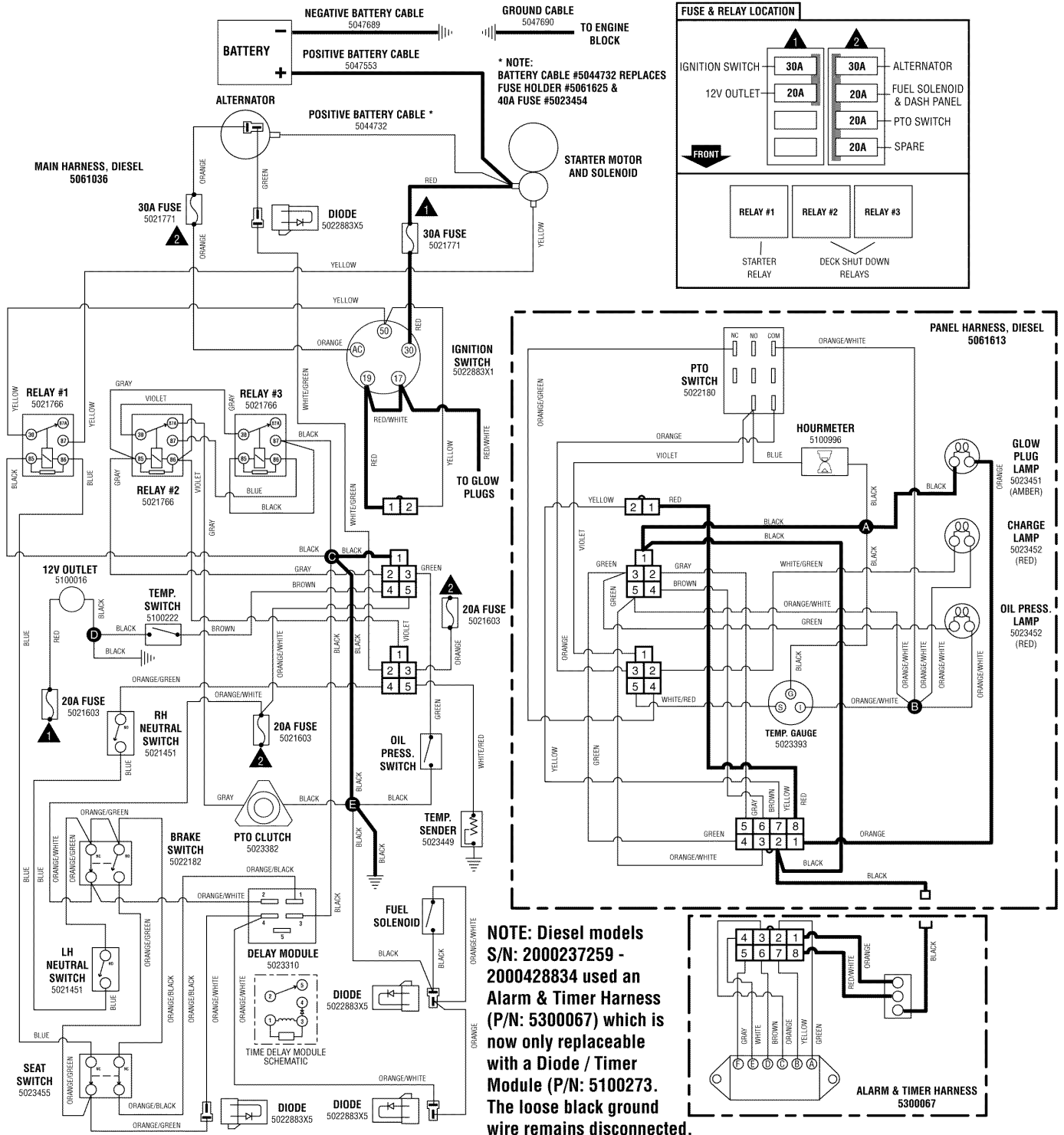
The above parts group applies to the following Mfg. Nos.:

- 5900160 (IS4500ZC28D61) (2005)
- 5900161 (IS4500ZC28D61CE) (2005)

Electrical Schematic - Glow Plug Heat Circuit - Diesel

(2000237258 & Below)

176esch0



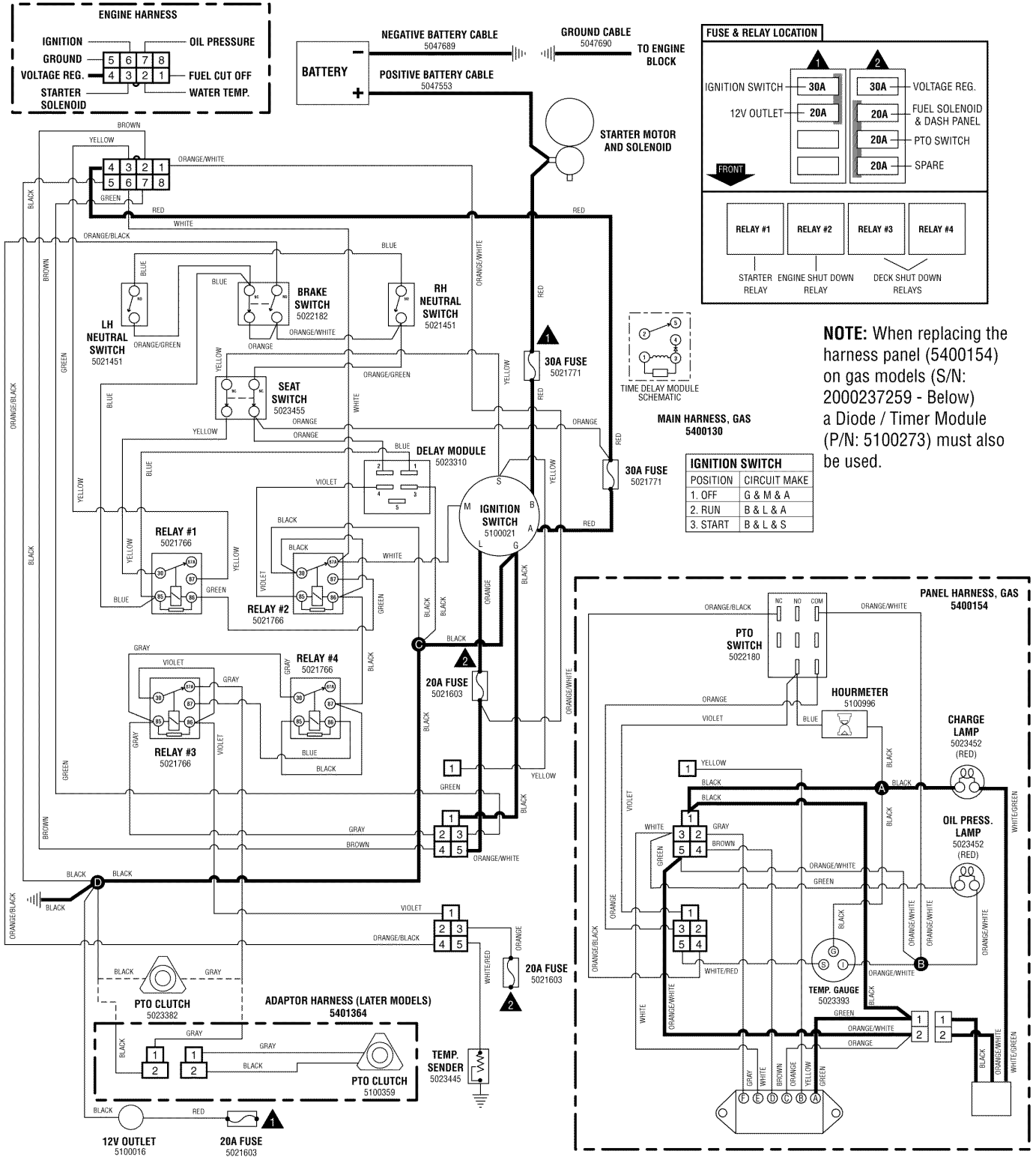
The above parts group applies to the following Mfg. Nos.:

- 5900160 (IS4500ZC28D61) (2005)
- 5900161 (IS4500ZC28D61CE) (2005)

Electrical Schematic - Charging Circuit - Gas

(2000237258 & Below)

176esbc0



The above parts group applies to the following Mfg. Nos.:

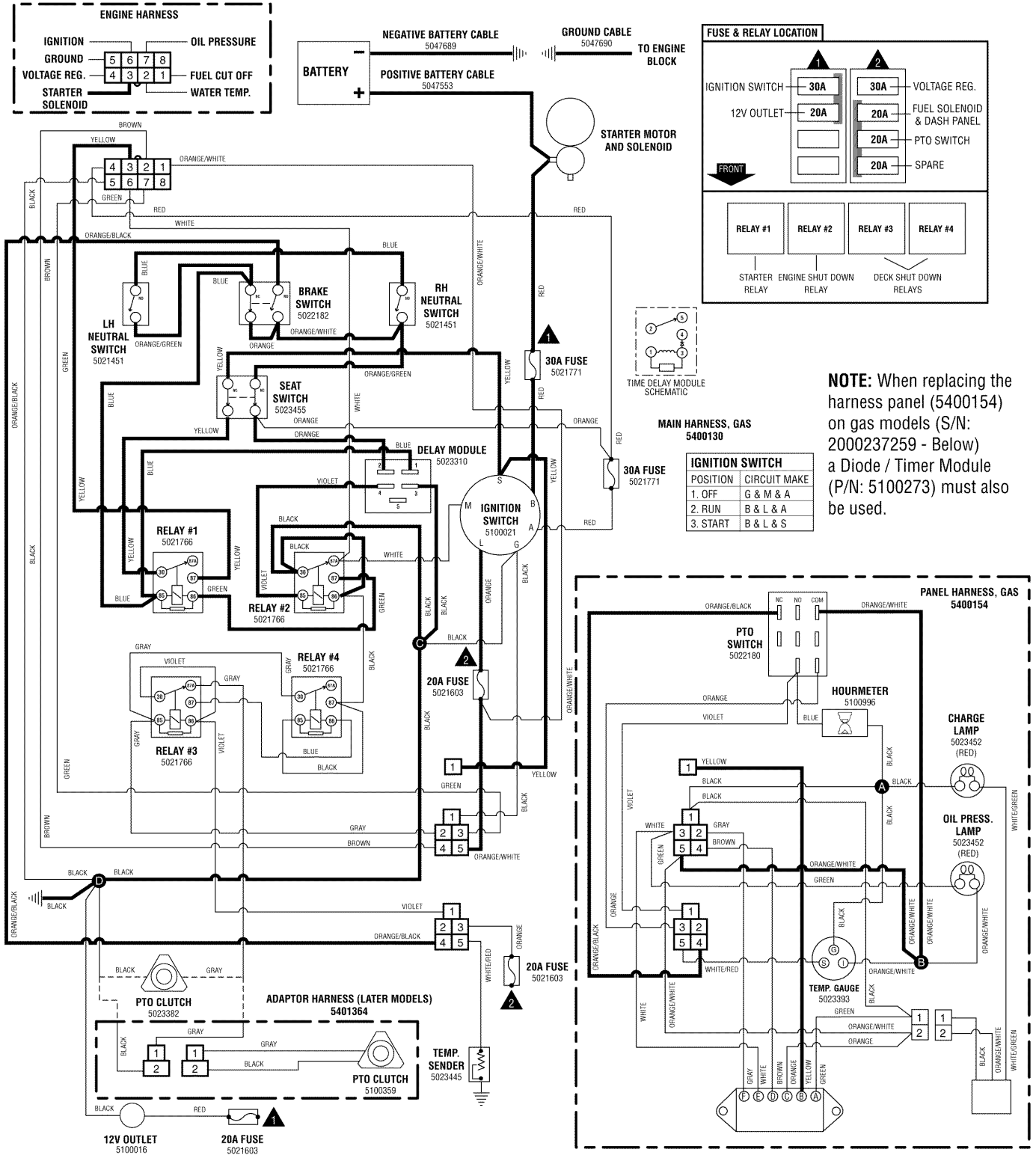
5900159 (IS4500ZBL3561) (2005)

5900620 (IS4500ZBL35) (2005)

Electrical Schematic - Cranking Circuit - Gas

(2000237258 & Below)

176esbr0



The above parts group applies to the following Mfg. Nos.:

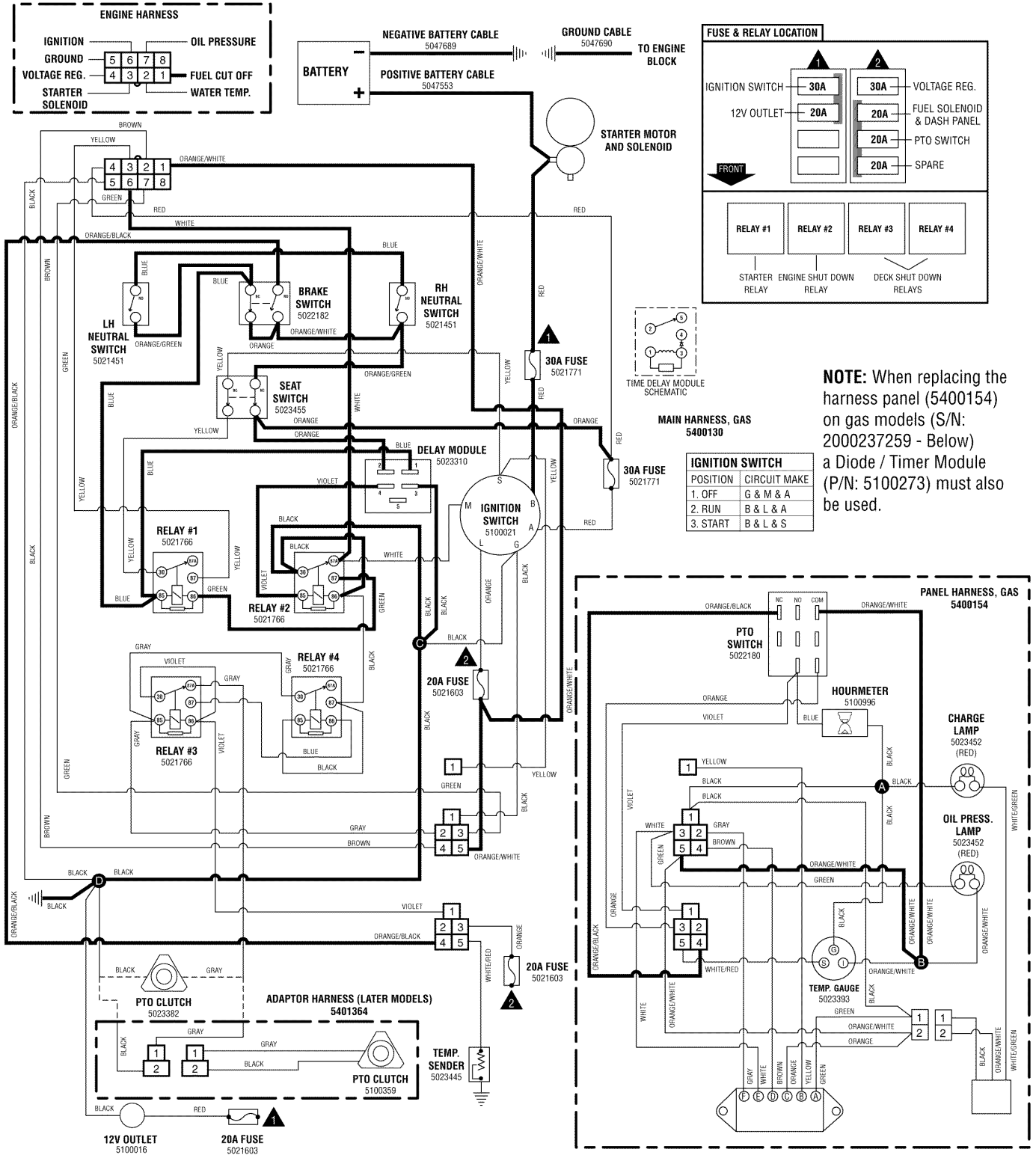
5900159 (IS4500ZBL3561) (2005)

5900620 (IS4500ZBL35) (2005)

Electrical Schematic - Ignition / Safety Circuit - Gas

(2000237258 & Below)

176esbi0



The above parts group applies to the following Mfg. Nos.:

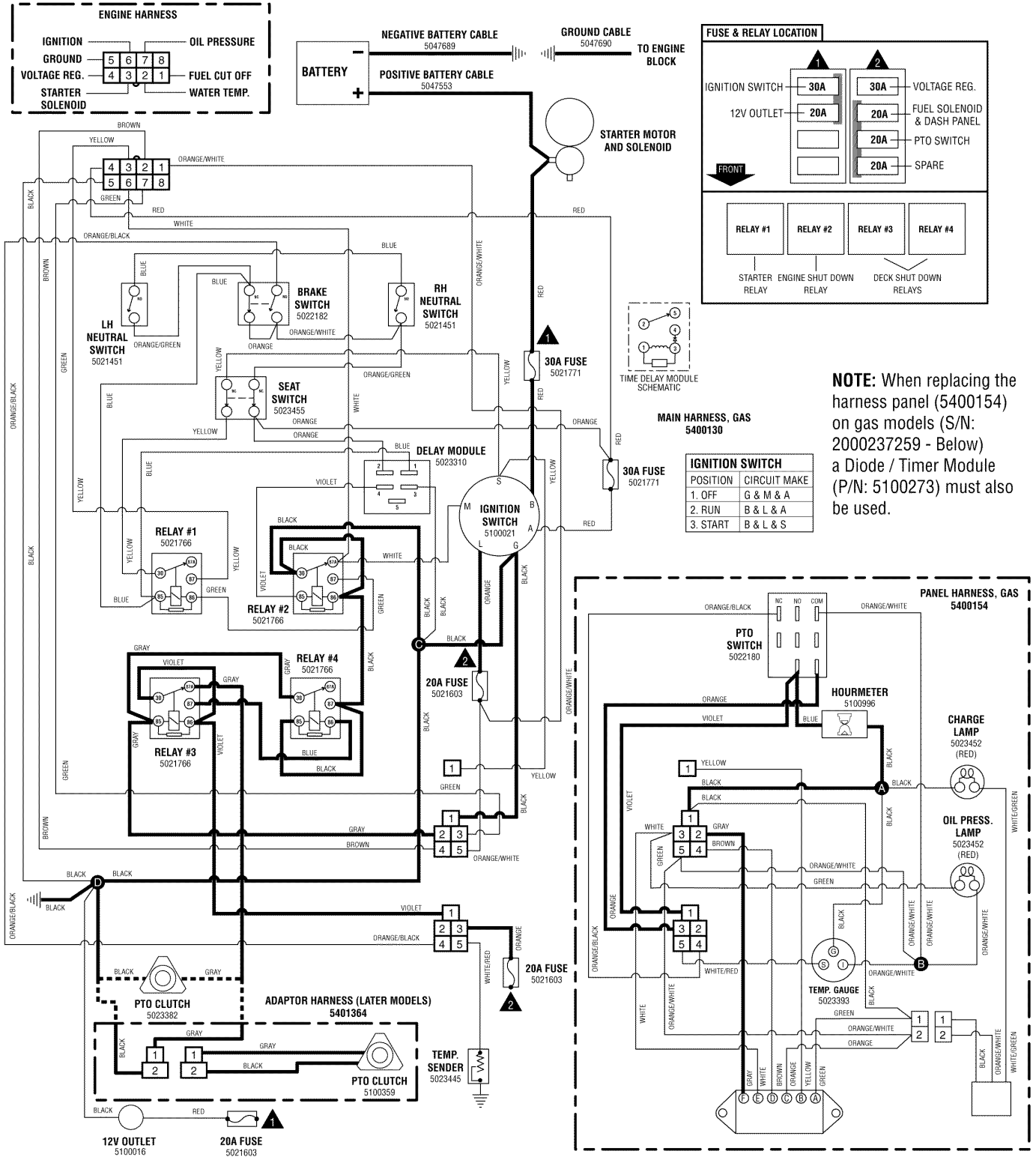
5900159 (IS4500ZBL3561) (2005)

5900620 (IS4500ZBL35) (2005)

Electrical Schematic - PTO Clutch Circuit - Gas

(2000237258 & Below)

176esbp0



The above parts group applies to the following Mfg. Nos.:

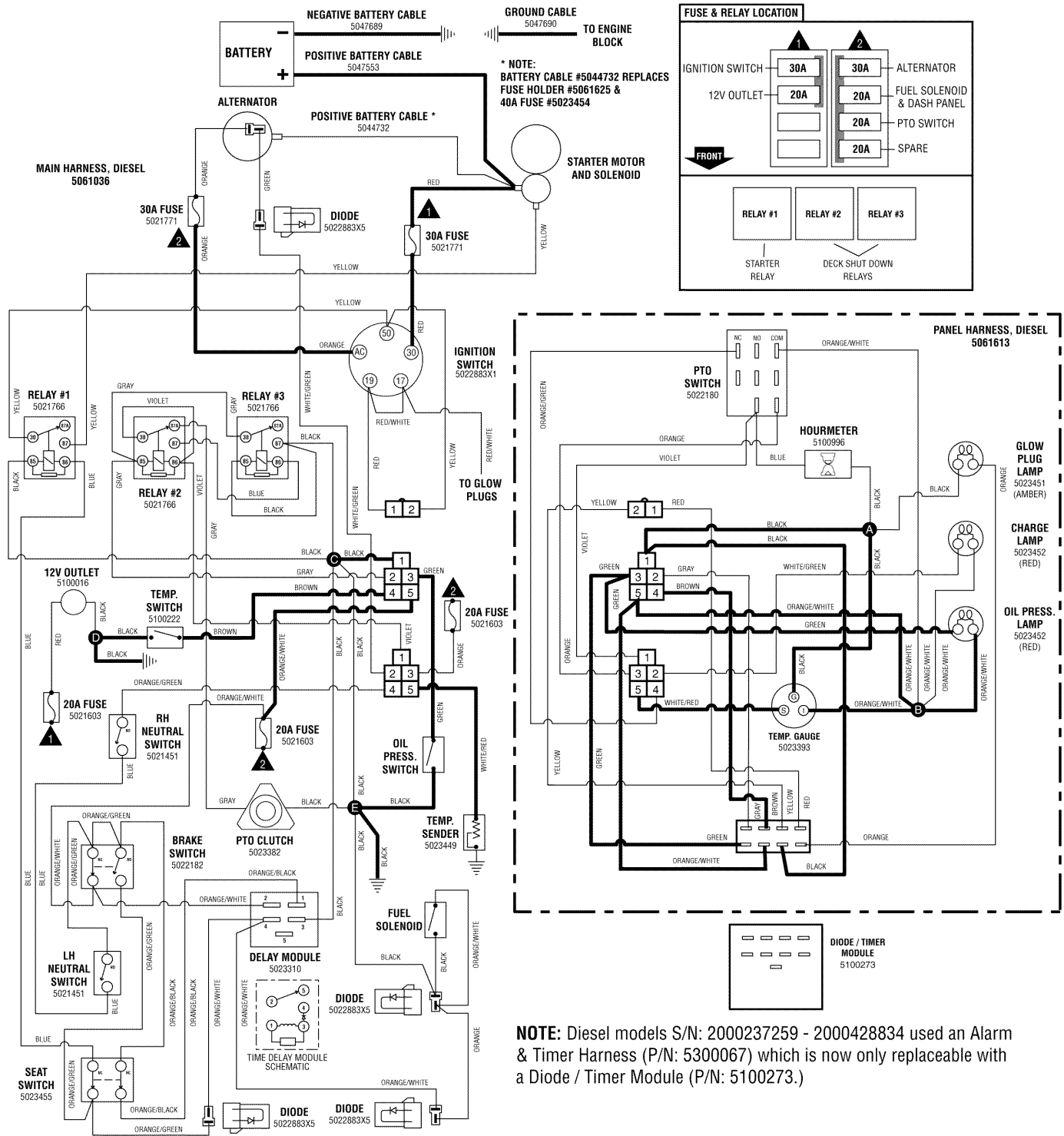
5900159 (IS4500ZBL3561) (2005)

5900620 (IS4500ZBL35) (2005)

Electrical Schematic - Gauge & Lamp Circuit - Diesel

(2000237259 & Above)

176escg1



NOTE: Diesel models S/N: 2000237259 - 2000428834 used an Alarm & Timer Harness (P/N: 5300067) which is now only replaceable with a Diode / Timer Module (P/N: 5100273.)

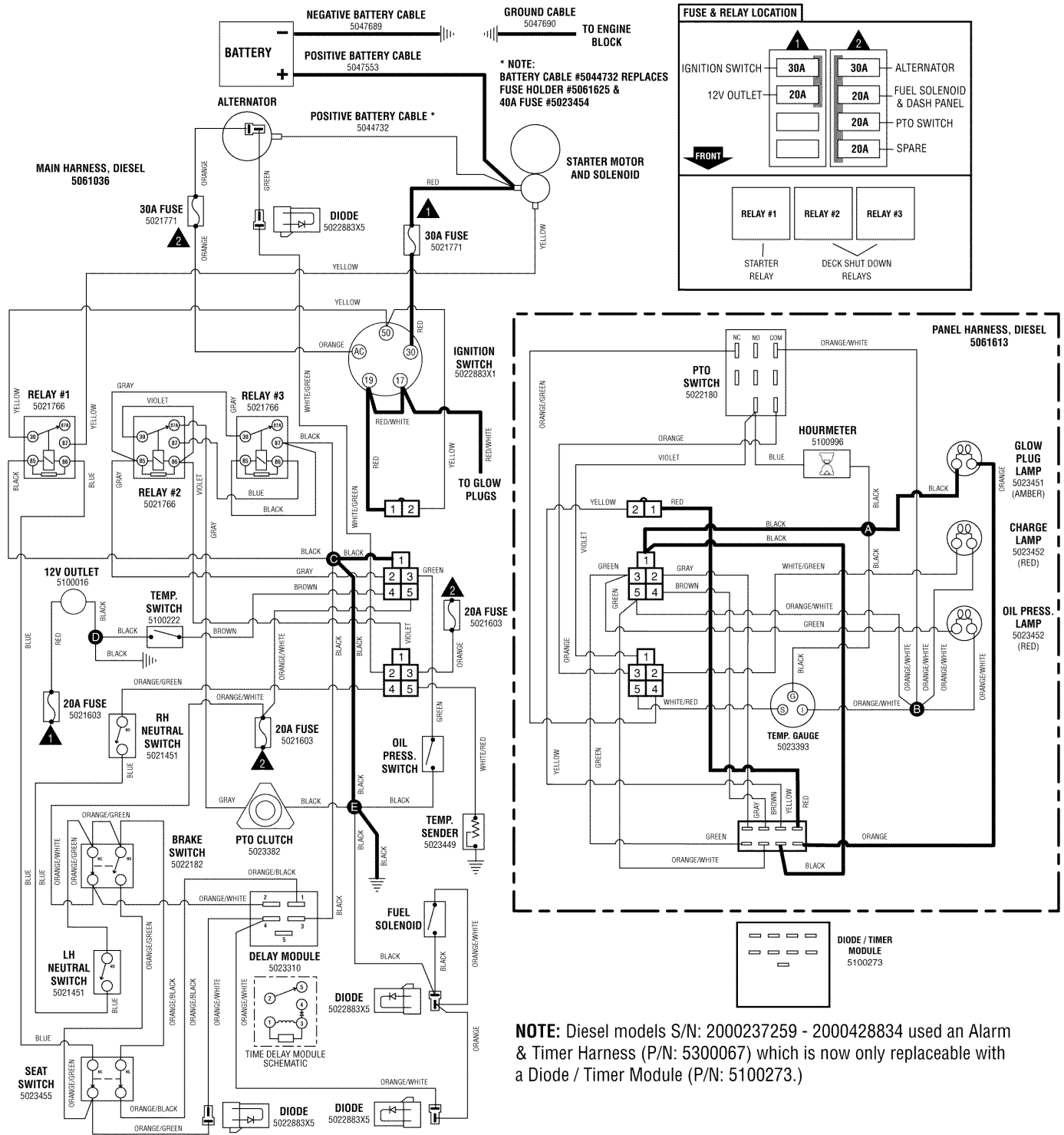
The above parts group applies to the following Mfg. Nos.:

- 5900161 (IS4500ZC28D61CE) (2005)
- 5900626 (IS4500ZC28D61SDCE) (2006)
- 5901180 (IS4500ZC28D61) (2006)
- 5901181 (IS4500ZC28D61CE) (2006)
- 5900719 (IS4500ZC28D61 AUS/NZ)
- 5900160 (IS4500ZC28D61) (2005)

Electrical Schematic - Glow Plug Heat Circuit - Diesel

(2000237259 & Above)

176esch1



NOTE: Diesel models S/N: 2000237259 - 2000428834 used an Alarm & Timer Harness (P/N: 5300067) which is now only replaceable with a Diode / Timer Module (P/N: 5100273.)

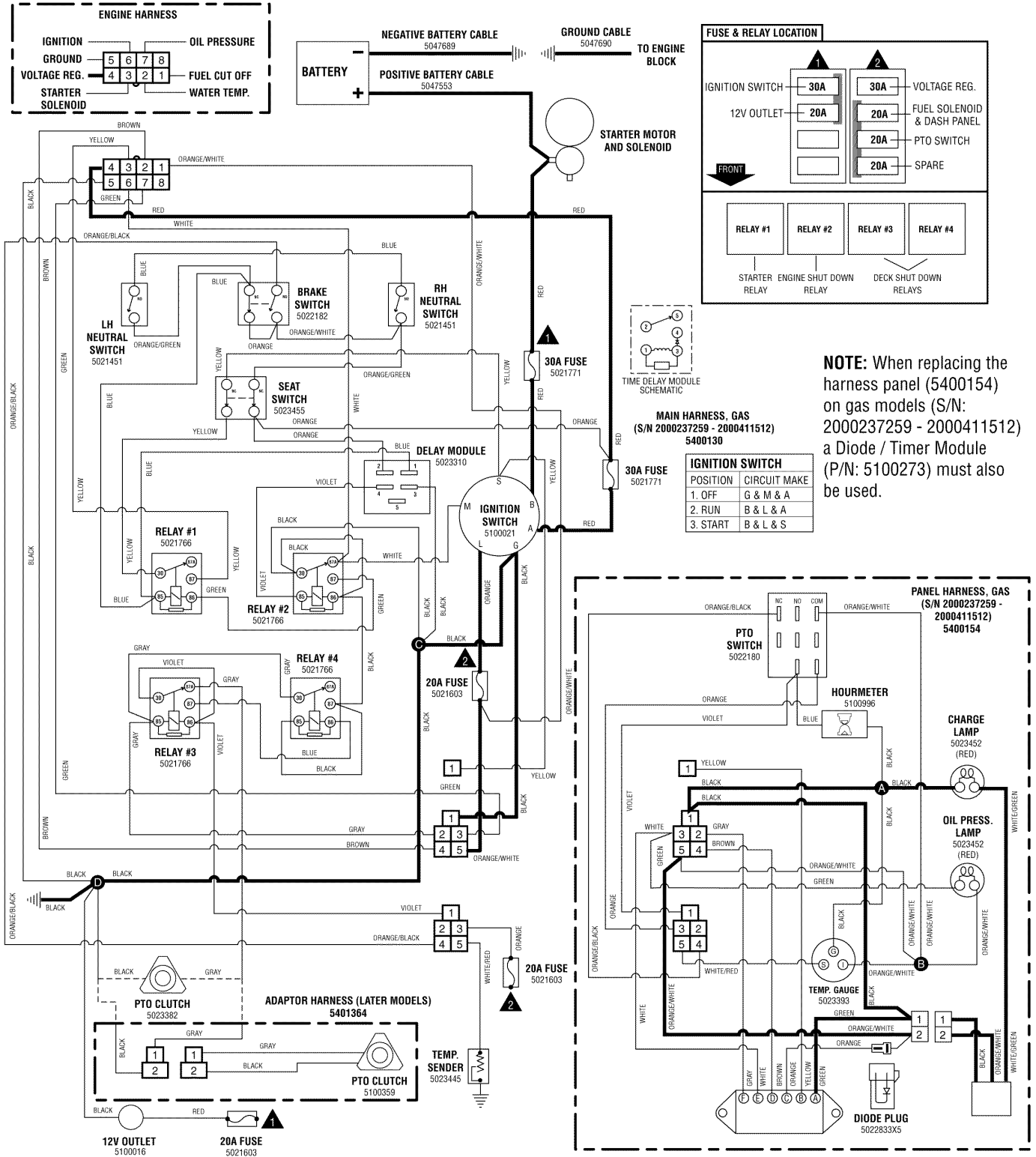
The above parts group applies to the following Mfg. Nos.:

- 5900161 (IS4500ZC28D61CE) (2005)
- 5900626 (IS4500ZC28D61SDCE) (2006)
- 5901180 (IS4500ZC28D61) (2006)
- 5901181 (IS4500ZC28D61CE) (2006)
- 5900719 (IS4500ZC28D61 AUS/NZ)
- 5900160 (IS4500ZC28D61) (2005)

Electrical Schematic - Charging Circuit - Gas

(2000237259 - 2000411512)

176esbc1



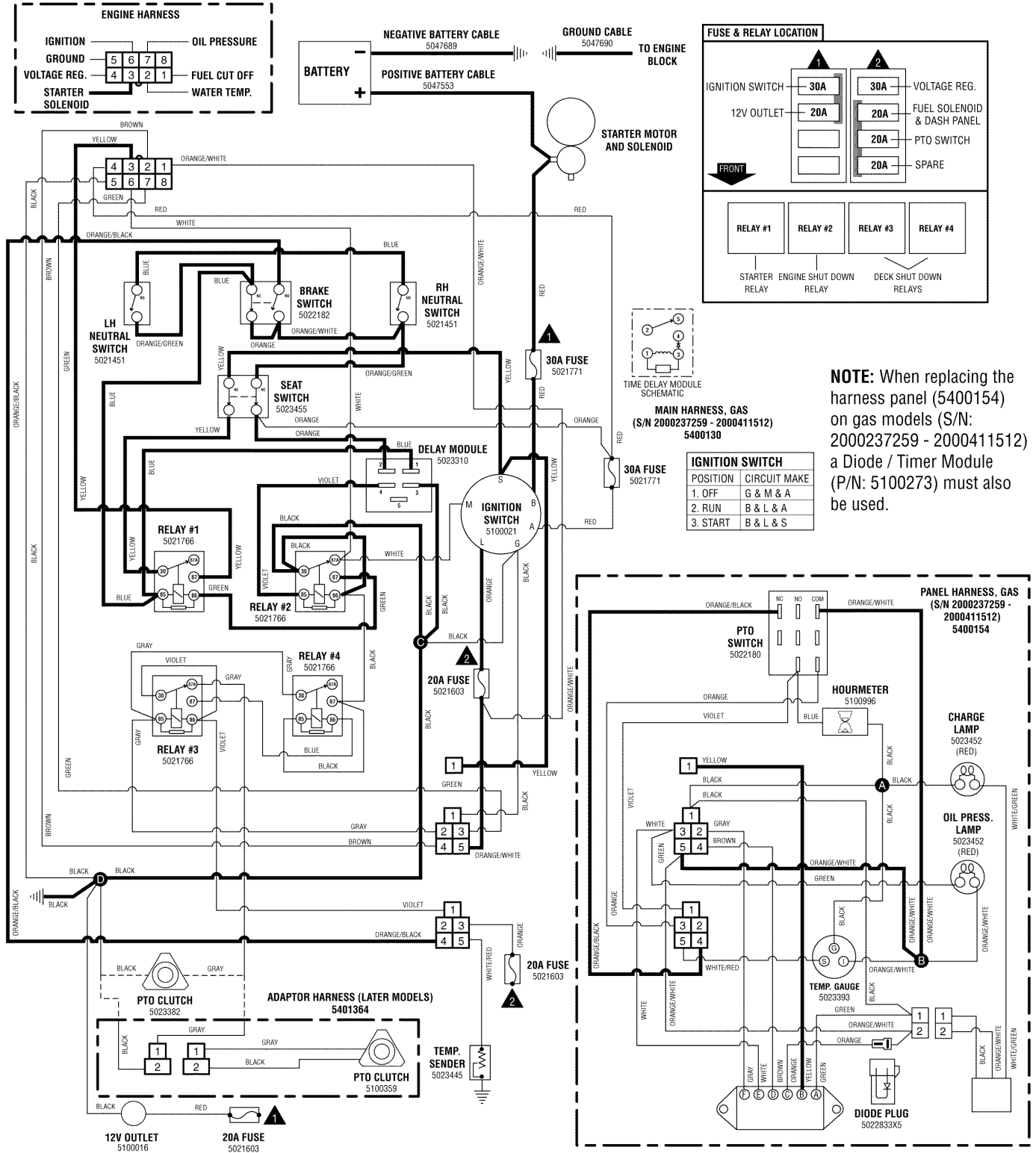
The above parts group applies to the following Mfg. Nos.:

- 5901178 (IS4500ZBL35) (2006)
- 5901179 (IS4500ZBL3561) (2006)
- 5900159 (IS4500ZBL3561) (2005)
- 5900620 (IS4500ZBL35) (2005)

Electrical Schematic - Cranking Circuit - Gas

(2000237259 - 2000411512)

176esbr1



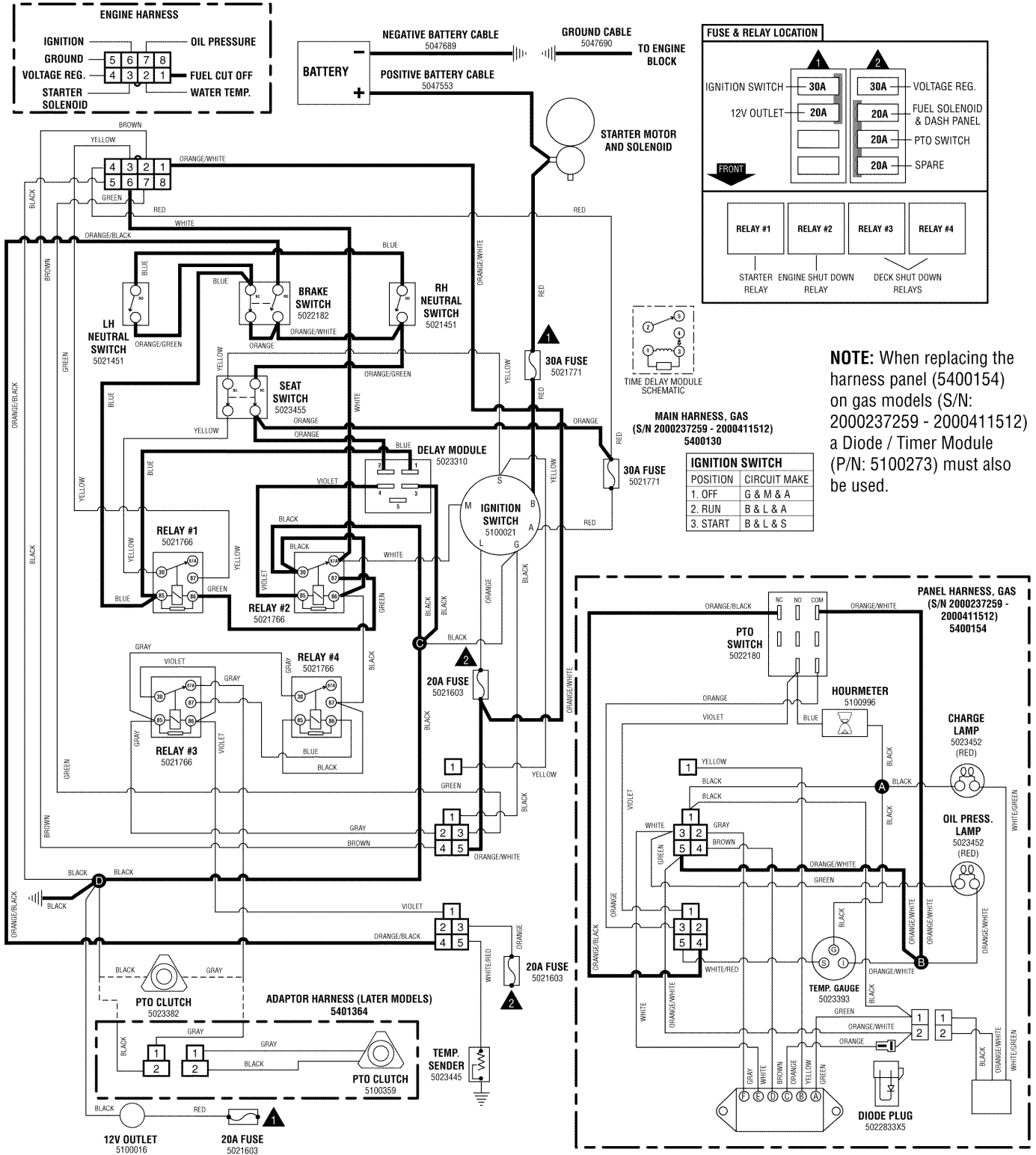
The above parts group applies to the following Mfg. Nos.:

- 5901178 (IS4500ZBL35) (2006)
- 5901179 (IS4500ZBL3561) (2006)
- 5900159 (IS4500ZBL3561) (2005)
- 5900620 (IS4500ZBL35) (2005)

Electrical Schematic - Ignition / Safety Circuit - Gas

(2000237259 & 2000411512)

176esb11



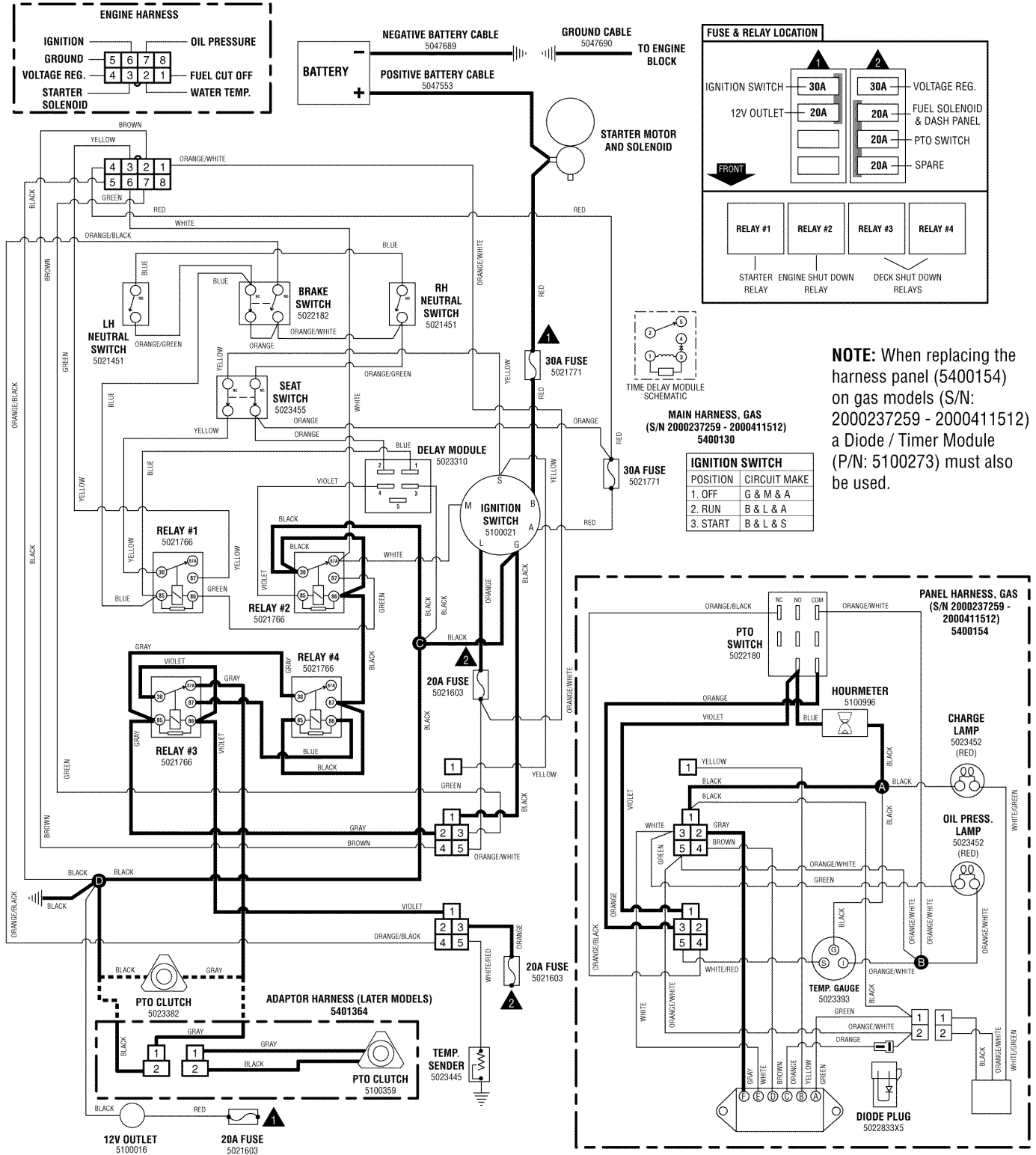
The above parts group applies to the following Mfg. Nos.:

- 5901178 (IS4500ZBL35) (2006)
- 5901179 (IS4500ZBL3561) (2006)
- 5900159 (IS4500ZBL3561) (2005)
- 5900620 (IS4500ZBL35) (2005)

Electrical Schematic - PTO Clutch Circuit - Gas

(2000237259 - 2000411512)

176esbp1



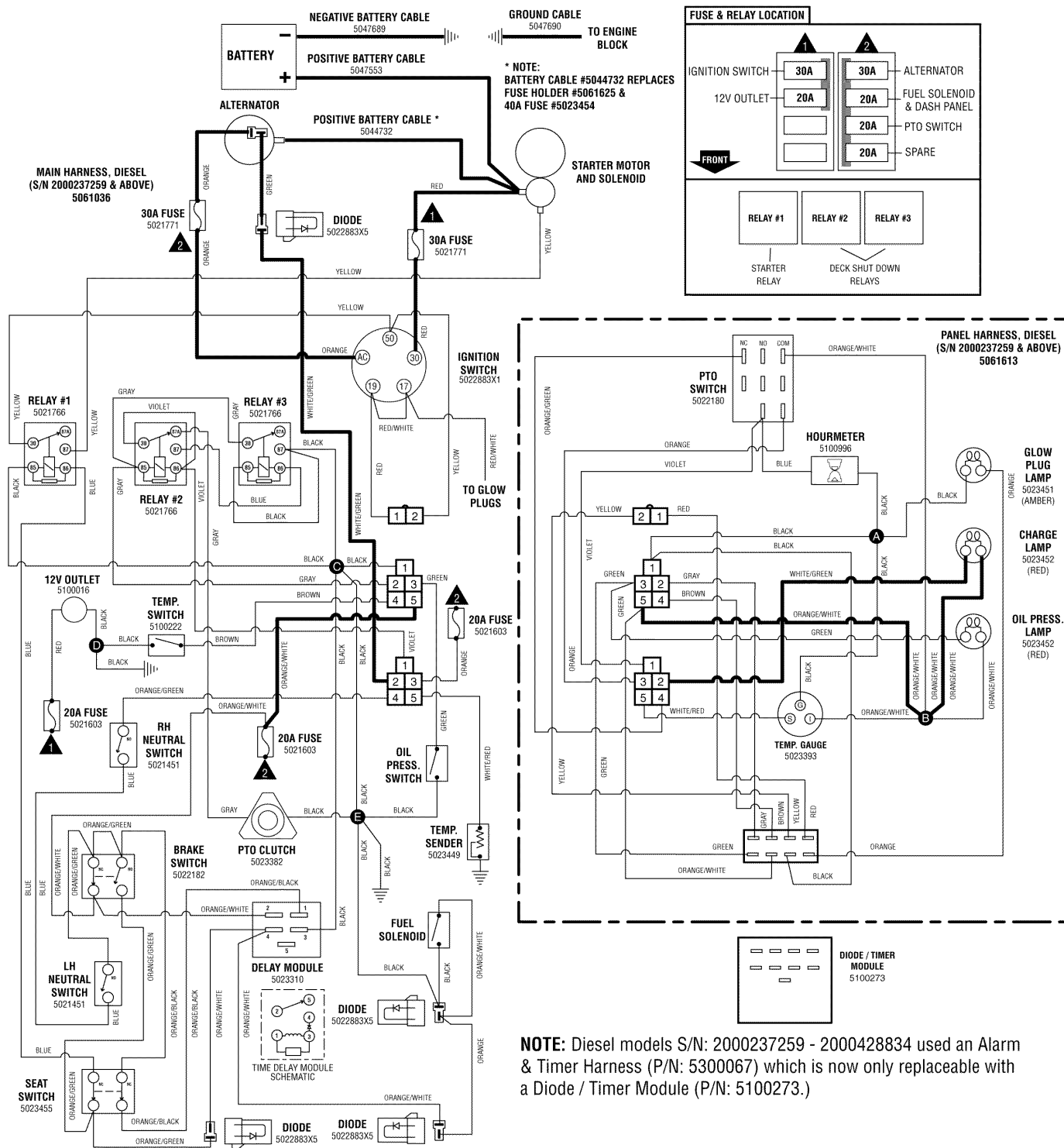
The above parts group applies to the following Mfg. Nos.:

- 5901178 (IS4500ZBL35) (2006)
- 5901179 (IS4500ZBL3561) (2006)
- 5900159 (IS4500ZBL3561) (2005)
- 5900620 (IS4500ZBL35) (2005)

Electrical Schematic - Charging Circuit - Diesel

(2000237259 & Above)

176escc1



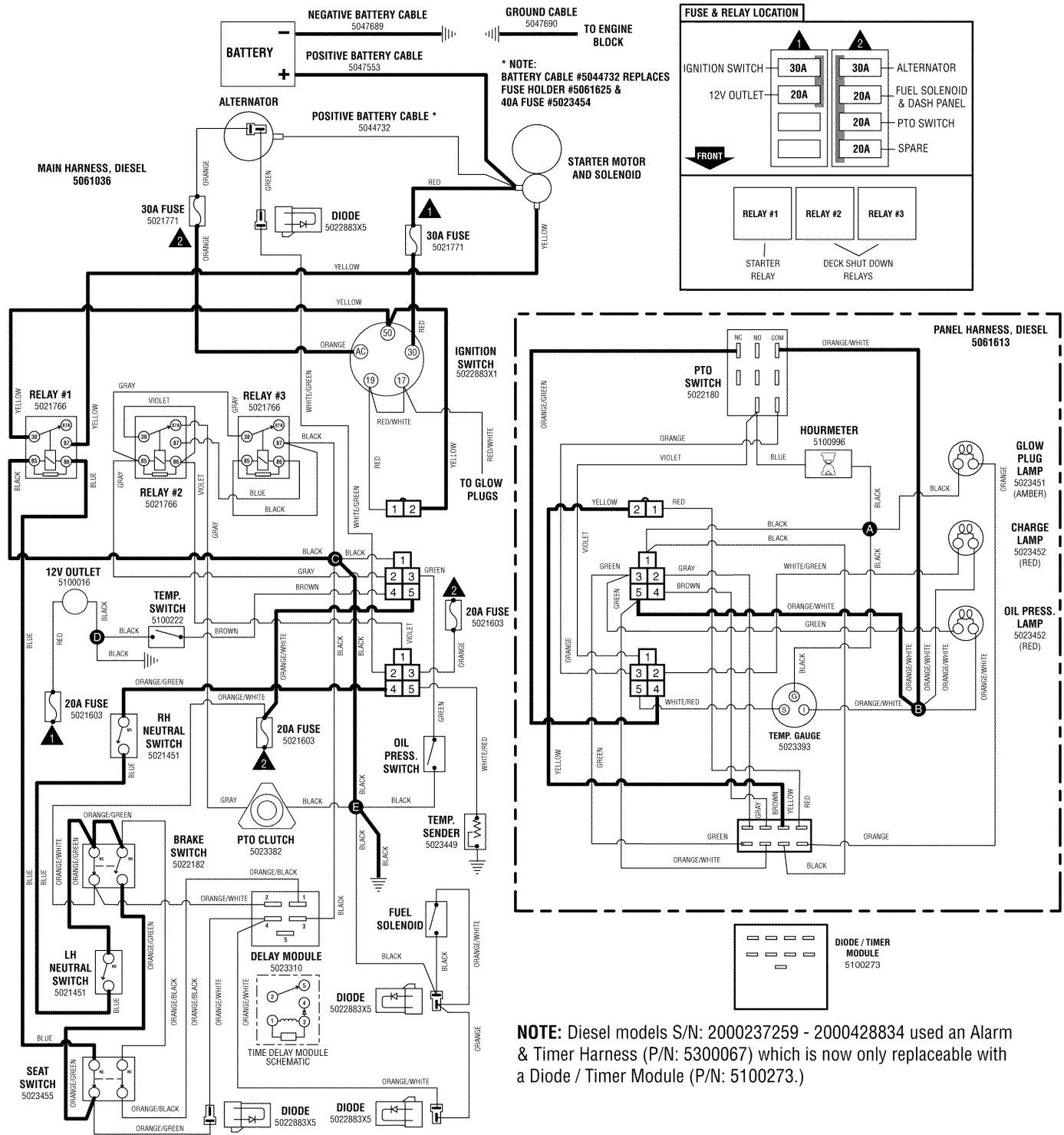
The above parts group applies to the following Mfg. Nos.:

- 5900626 (IS4500ZC28D61SDCE) (2006)
- 5901180 (IS4500ZC28D61) (2006)
- 5901181 (IS4500ZC28D61CE) (2006)
- 5900719 (IS4500ZC28D61 AUS/NZ)
- 5900160 (IS4500ZC28D61) (2005)
- 5900161 (IS4500ZC28D61CE) (2005)

Electrical Schematic - Cranking Circuit - Diesel

(2000237259 & Above)

176escri



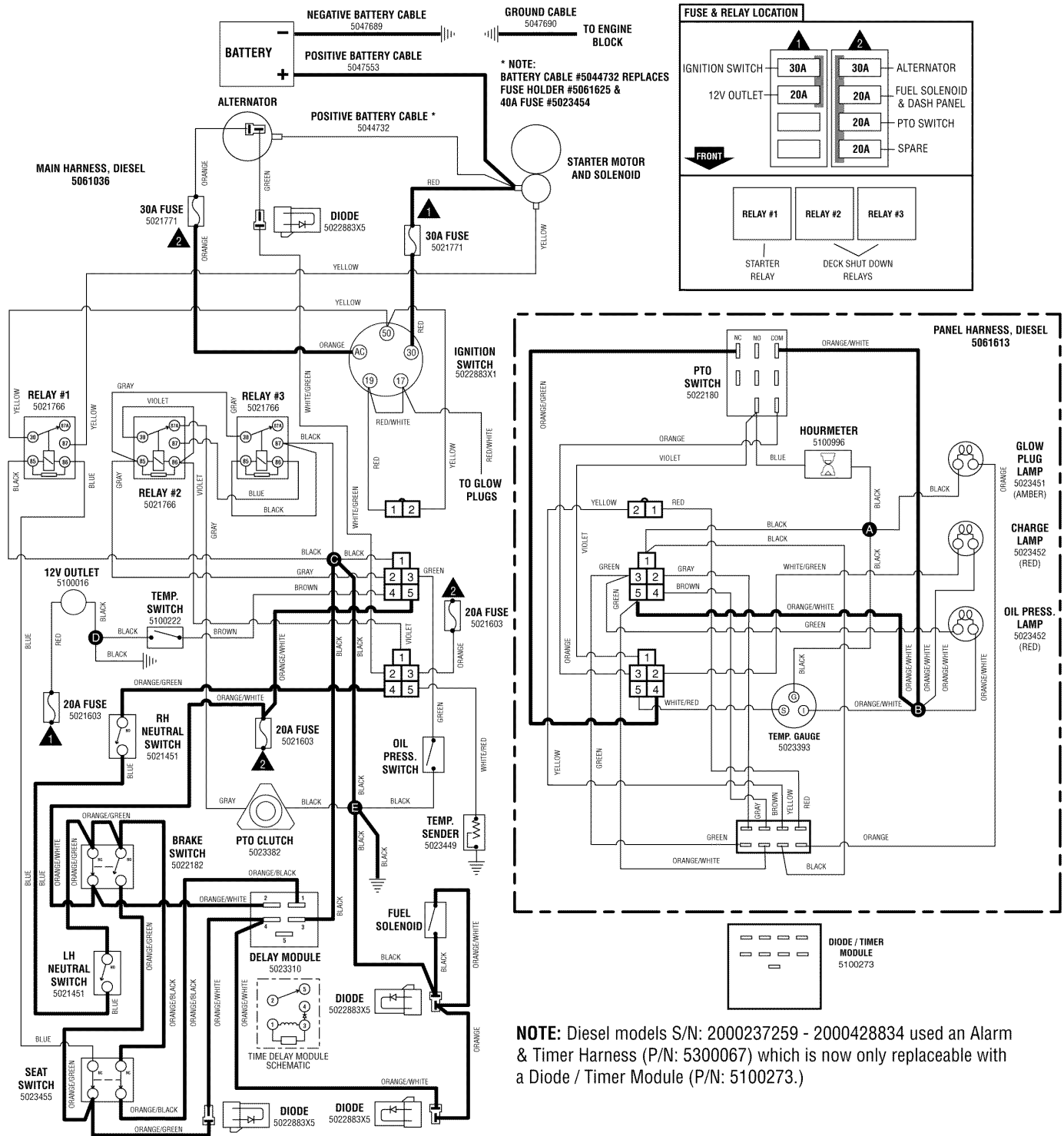
The above parts group applies to the following Mfg. Nos.:

- 5900161 (IS4500ZC28D61CE) (2005)
- 5900626 (IS4500ZC28D61SDCE) (2006)
- 5901180 (IS4500ZC28D61) (2006)
- 5901181 (IS4500ZC28D61CE) (2006)
- 5900719 (IS4500ZC28D61 AUS/NZ)
- 5900160 (IS4500ZC28D61) (2005)

Electrical Schematic - Ignition / Safety Circuit - Diesel

(2000237259 & Above)

176esc11



NOTE: Diesel models S/N: 2000237259 - 2000428834 used an Alarm & Timer Harness (P/N: 5300067) which is now only replaceable with a Diode / Timer Module (P/N: 5100273.)

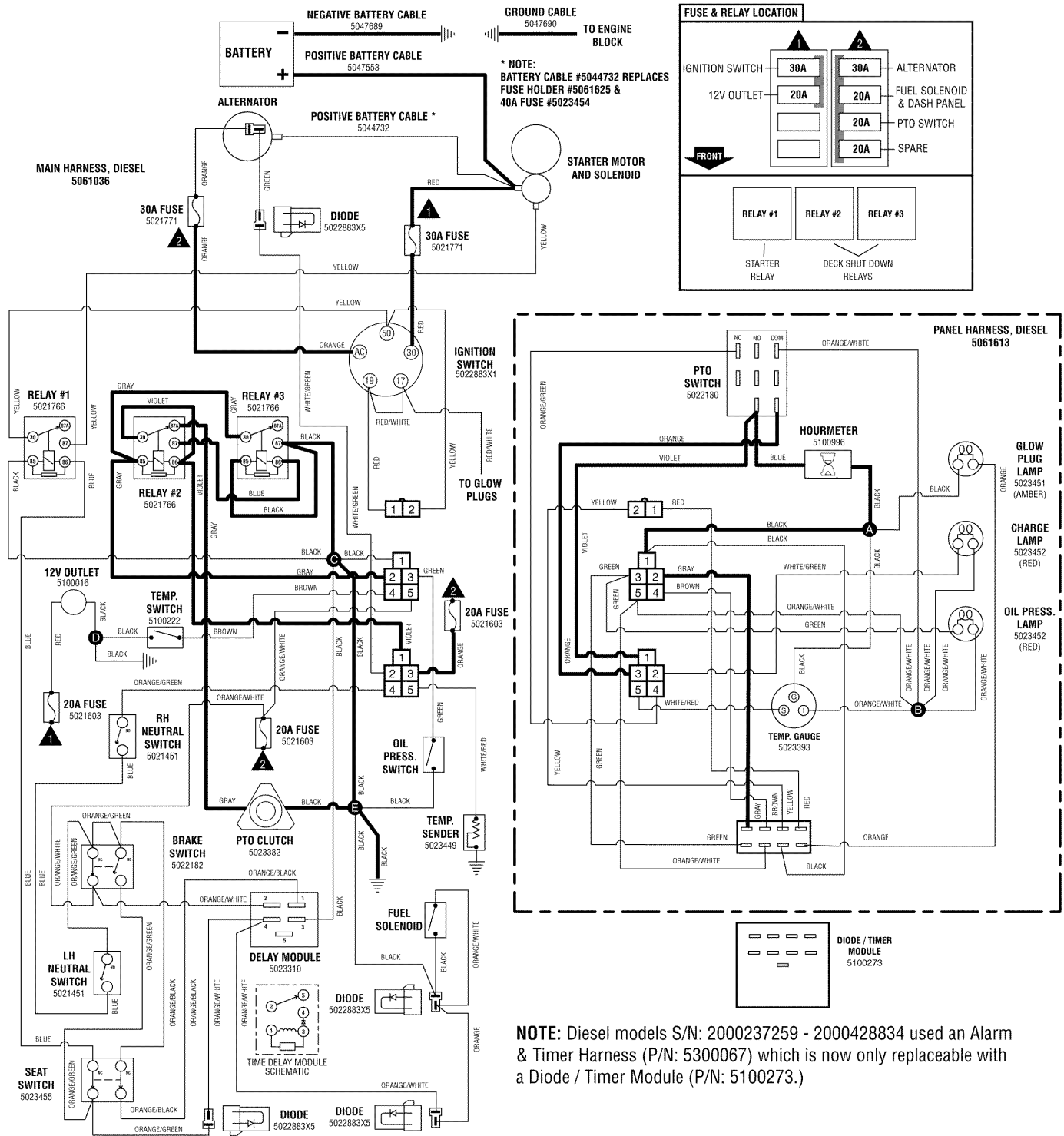
The above parts group applies to the following Mfg. Nos.:

- 5900161 (IS4500ZC28D61CE) (2005)
- 5900626 (IS4500ZC28D61SDCE) (2006)
- 5901180 (IS4500ZC28D61) (2006)
- 5901181 (IS4500ZC28D61CE) (2006)
- 5900719 (IS4500ZC28D61 AUS/NZ)
- 5900160 (IS4500ZC28D61) (2005)

Electrical Schematic - PTO Clutch Circuit - Diesel

(2000237259 & Above)

176escp1



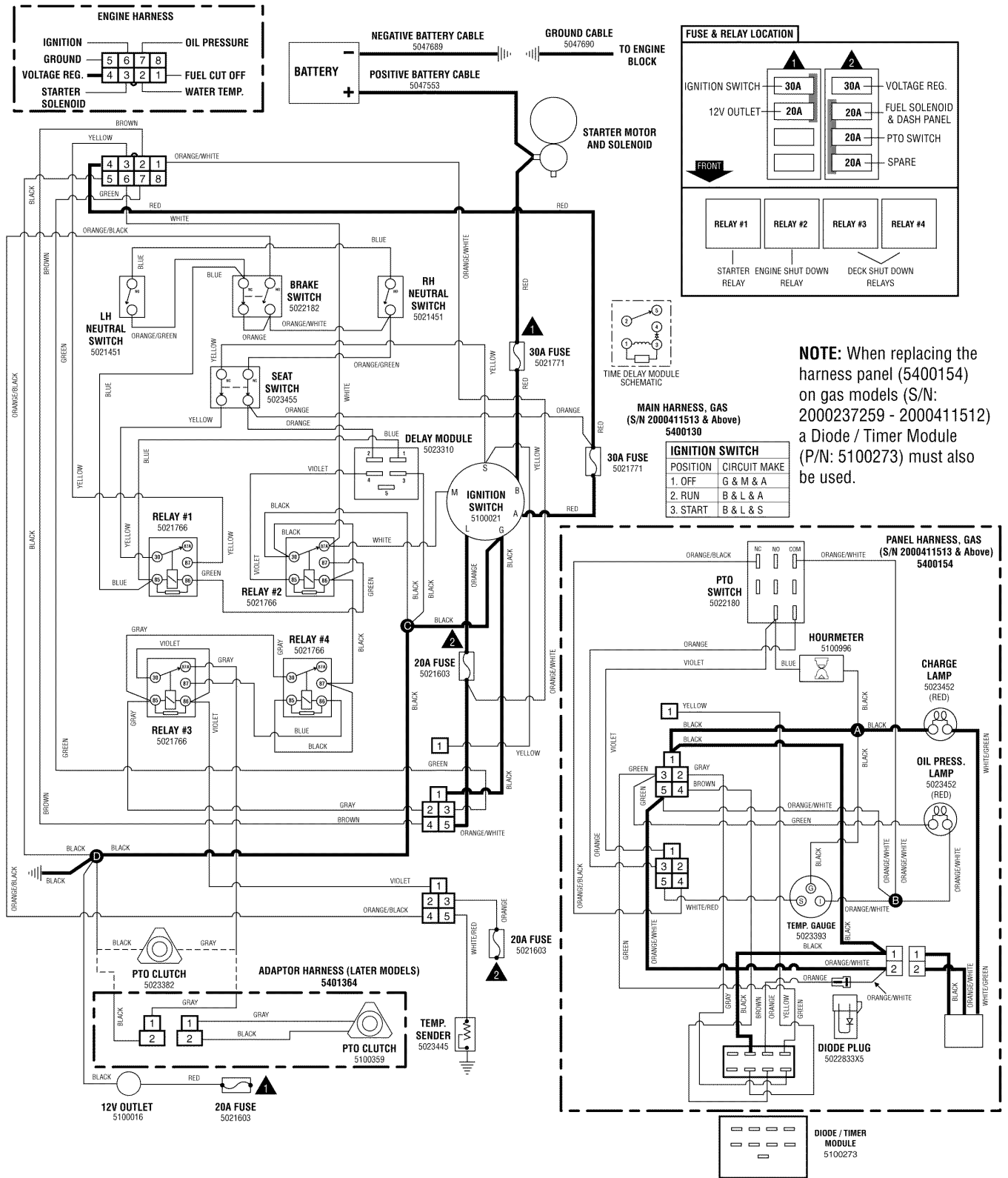
The above parts group applies to the following Mfg. Nos.:

- 5900161 (IS4500ZC28D61CE) (2005)
- 5900626 (IS4500ZC28D61SDCE) (2006)
- 5901180 (IS4500ZC28D61) (2006)
- 5901181 (IS4500ZC28D61CE) (2006)
- 5900719 (IS4500ZC28D61 AUS/NZ)
- 5900160 (IS4500ZC28D61) (2005)

Electrical Schematic - Charging Circuit - Gas

(2000411513 & Above)

176esbc2



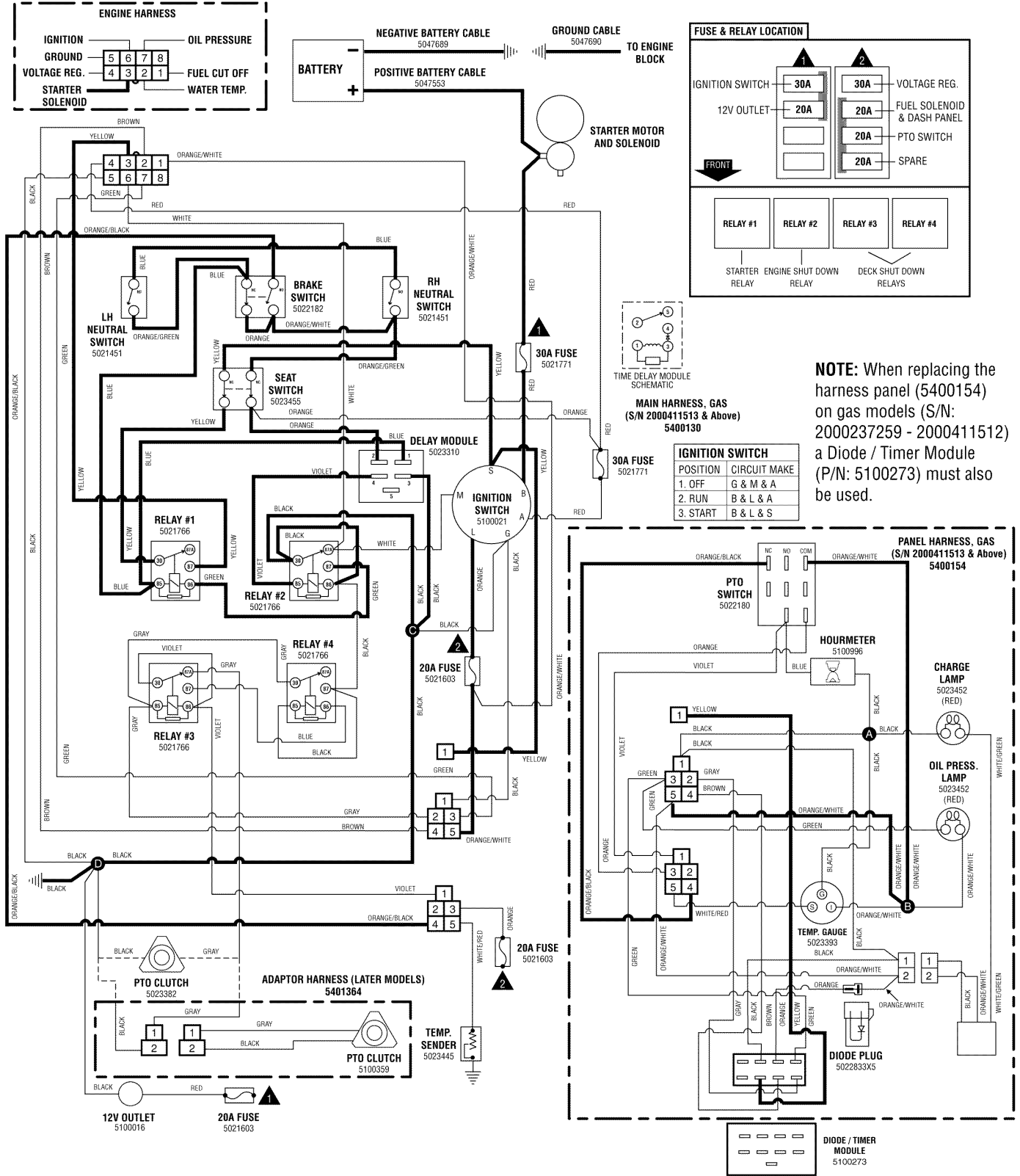
The above parts group applies to the following Mfg. Nos.:

- 5901178 (IS4500ZBL35) (2006)
- 5901179 (IS4500ZBL3561) (2006)
- 5900720 (IS4500ZBL3561 AUS/NZ)
- 5900721 (IS4500ZBL35 AUS/NZ)

Electrical Schematic - Cranking Circuit - Gas

(2000411513 & Above)

176esbr2



NOTE: When replacing the harness panel (5400154) on gas models (S/N: 2000237259 - 2000411512) a Diode / Timer Module (P/N: 5100273) must also be used.

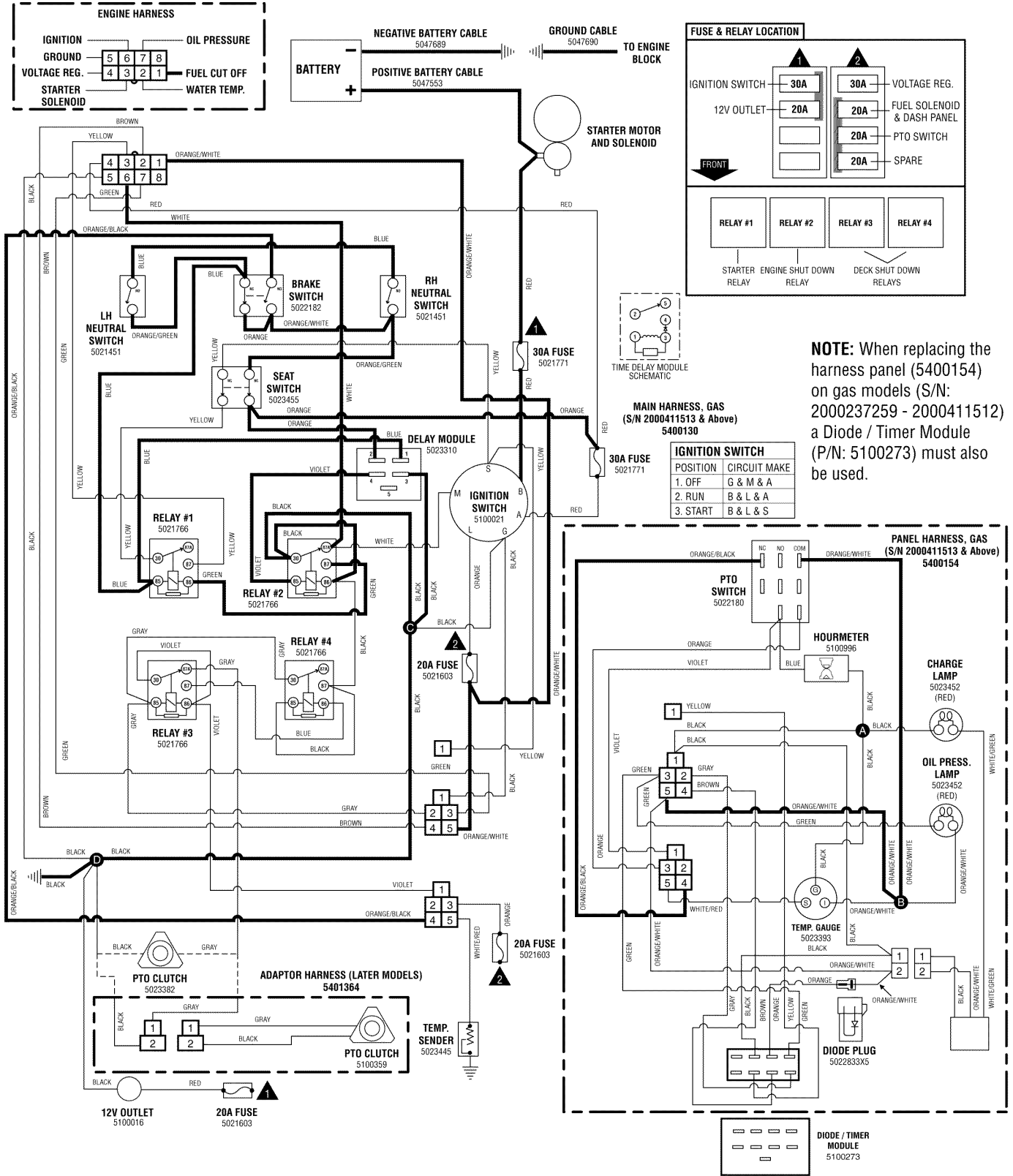
The above parts group applies to the following Mfg. Nos.:

- 5901178 (IS4500ZBL35) (2006)
- 5901179 (IS4500ZBL3561) (2006)
- 5900720 (IS4500ZBL3561 AUS/NZ)
- 5900721 (IS4500ZBL35 AUS/NZ)

Electrical Schematic - Ignition / Safety Circuit - Gas

(2000411513 & Above)

176esbi2



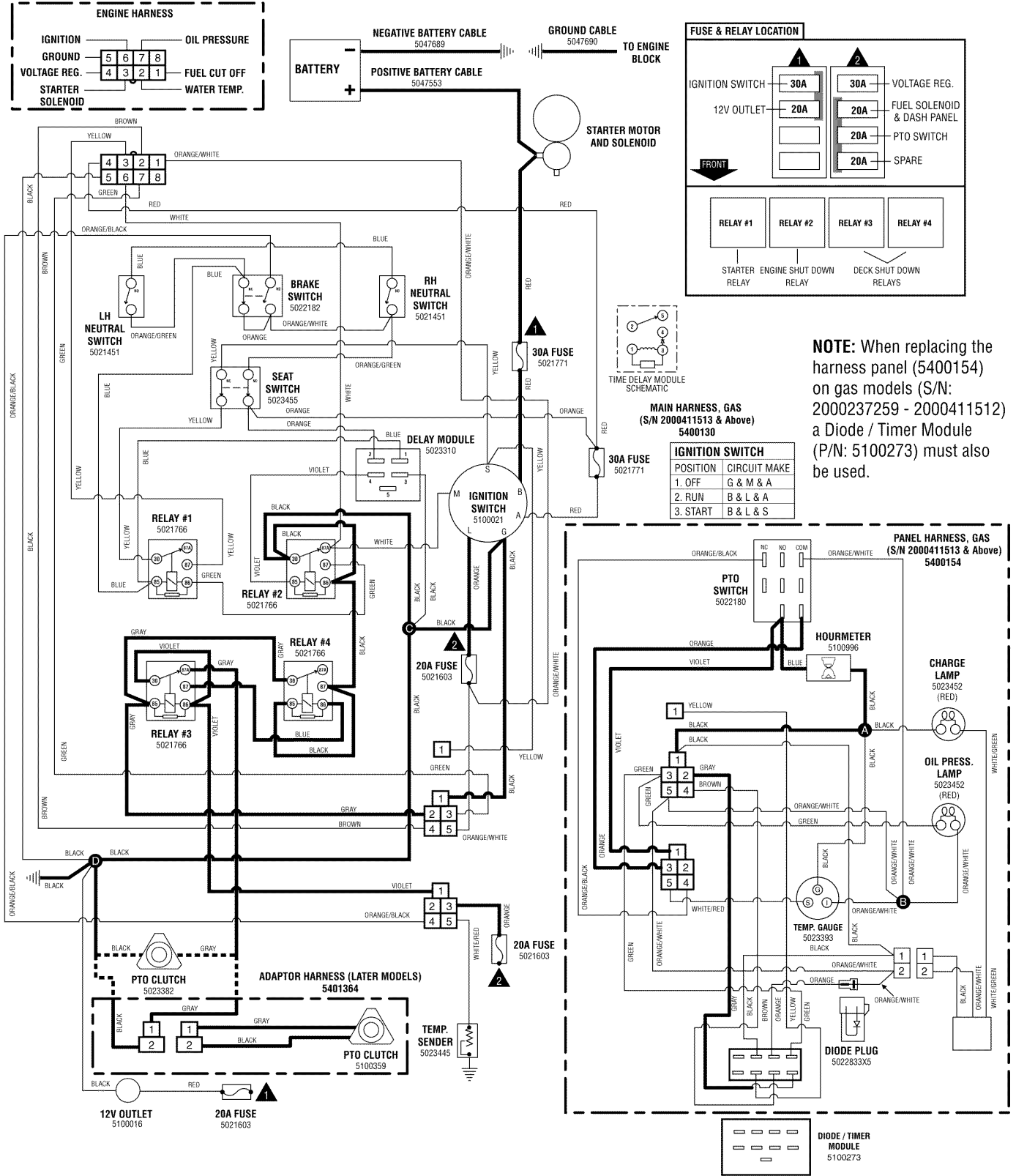
The above parts group applies to the following Mfg. Nos.:

- 5901178 (IS4500ZBL35) (2006)
- 5901179 (IS4500ZBL3561) (2006)
- 5900720 (IS4500ZBL3561 AUS/NZ)
- 5900721 (IS4500ZBL35 AUS/NZ)

Electrical Schematic - PTO Clutch Circuit - Gas

(2000411513 & Above)

176esbp2



The above parts group applies to the following Mfg. Nos.:

- 5901178 (IS4500ZBL35) (2006)
- 5901179 (IS4500ZBL3561) (2006)
- 5900720 (IS4500ZBL3561 AUS/NZ)
- 5900721 (IS4500ZBL35 AUS/NZ)

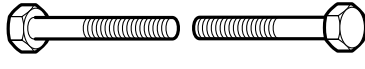
Notes

Lined area for writing notes.

Hardware Identification & Torque Specifications

Common Hardware Types

Hex Head Capscrew



Washer



Carriage Bolt



Lockwasher



Hex Nut

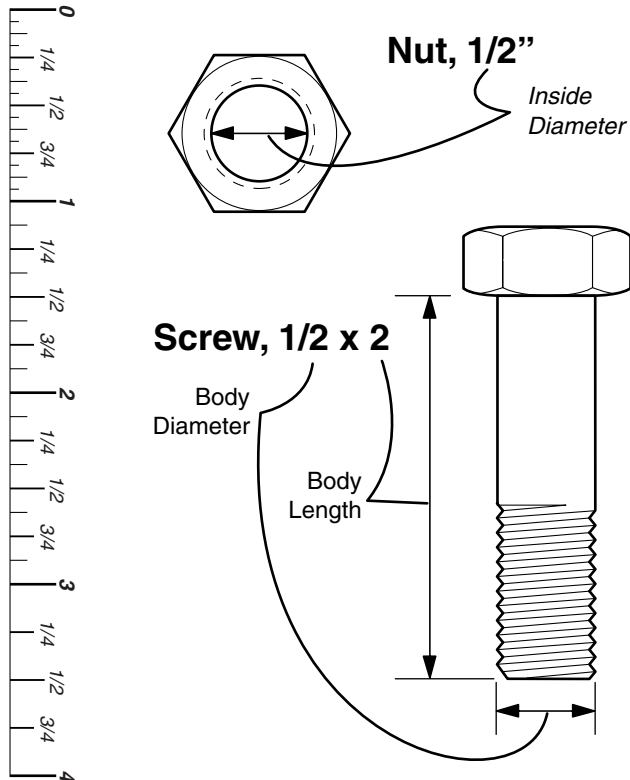


Standard Hardware Sizing

When a washer or nut is identified as $1/2''$, this is the *Nominal size*, meaning the *inside diameter* is $1/2$ inch; if a second number is present it represents the *threads per inch*

When bolt or capscrew is identified as $1/2 - 16 \times 2''$, this means the *Nominal size*, or *body diameter* is $1/2$ inch; the second number represents the *threads per inch* (16 in this example, and the final number is the *body length* of the bolt or screw (in this example 2 inches long).

The guides and ruler furnished below are designed to help you select the appropriate hardware and tools.



Torque Specification Chart

FOR STANDARD MACHINE HARDWARE (Tolerance $\pm 20\%$)

Hardware Grade	No Marks SAE Grade 2		SAE Grade 5		SAE Grade 8	
	in/lbs ft/lbs	Nm.	in/lbs ft/lbs	Nm.	in/lbs ft/lbs	Nm.
8-32	19	2.1	30	3.4	41	4.6
8-36	20	2.3	31	3.5	43	4.9
10-24	27	3.1	43	4.9	60	6.8
10-32	31	3.5	49	5.5	68	7.7
1/4-20	66	7.6	8	10.9	12	16.3
1/4-28	76	8.6	10	13.6	14	19.0
5/16-18	11	15.0	17	23.1	25	34.0
5/16-24	12	16.3	19	25.8	27	34.0
3/8-16	20	27.2	30	40.8	45	61.2
3/8-24	23	31.3	35	47.6	50	68.0
7/16-14	30	40.8	50	68.0	70	95.2
7/16-20	35	47.6	55	74.8	80	108.8
1/2-13	50	68.0	75	102.0	110	149.6
1/2-20	55	74.8	90	122.4	120	163.2
9/16-12	65	88.4	110	149.6	150	204.0
9/16-18	75	102.0	120	163.2	170	231.2
5/8-11	90	122.4	150	204.0	220	299.2
5/8-18	100	136	180	244.8	240	326.4
3/4-10	160	217.6	260	353.6	386	525.0
3/4-16	180	244.8	300	408.0	420	571.2
7/8-9	140	190.4	400	544.0	600	816.0
7/8-14	155	210.8	440	598.4	660	897.6
1-8	220	299.2	580	788.8	900	1,244.0
1-12	240	326.4	640	870.4	1,000	1,360.0


NOTES

- These torque values are to be used for all hardware excluding: locknuts, self-tapping screws, thread forming screws, sheet metal screws and socket head setscrews.
- Recommended seating torque values for locknuts:
 - for prevailing torque locknuts - use 65% of grade 5 torques.
 - for flange whizlock nuts and screws - use 135% of grade 5 torques.
- Unless otherwise noted on assembly drawings, all torque values must meet this specification.

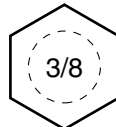
Wrench & Fastener Size Guide




$1/4''$ Bolt or Nut
Wrench— $7/16''$



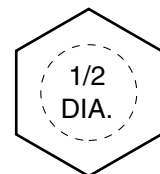
$5/16''$ Bolt or Nut
Wrench— $1/2''$



$3/8''$ Bolt or Nut
Wrench— $9/16''$



$7/16''$ Bolt or Nut
Wrench (Bolt)— $5/8''$
Wrench (Nut)— $11/16''$



$1/2''$ Bolt or Nut
Wrench— $3/4''$

Parts Manual IS4500Z Series Zero-Turn Riding Mowers

IT IS THE POLICY OF FERRIS INDUSTRIES TO IMPROVE ITS PRODUCTS WHENEVER IT IS POSSIBLE AND PRACTICAL TO DO SO. WE RESERVE THE RIGHT TO MAKE CHANGES OR ADD IMPROVEMENTS AT ANY TIME WITHOUT INCURRING ANY OBLIGATION TO MAKE SUCH CHANGES ON PRODUCTS MANUFACTURED

Briggs and Stratton Yard Power Products Group

5375 North Main Street
Munnsville, NY 13409 USA
800-933-6175

www.ferrisindustries.com

© Copyright 2008 Briggs and Stratton Corporation
All Rights Reserved. Printed In USA.