



READ & ROUTE

Dealer _____ Service Technician _____ Parts Department _____
Service Mgr. _____ Service Technician _____ Sales Department _____

TOPIC:

IMPROVED BANDED BELT FOR HYDRO DRIVE.

MODELS & SERIAL NUMBERS AFFECTED:

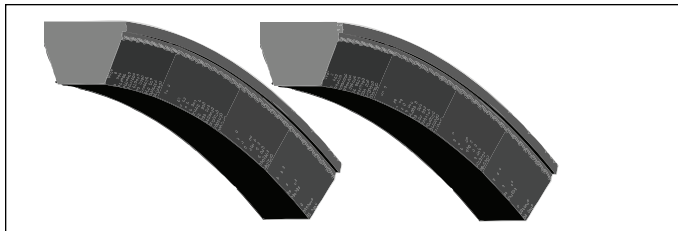
Models:
IS1500Z SERIES, AND IS2000Z SERIES

Serial Numbers:
2000451165 and
below


SUBJECT:

An improved banded belt (part# 5100555) has been developed to replace (part# 22314) on IS1500Z and IS2000Z units only. If a field failure occurs the new (5100555) banded belt should be used for the replacement.

IDLER ARM SHOULD BE CHECKED FOR FREE MOVEMENT, AS THIS IS THE #1 CAUSE FOR BELT FAILURE.



Cross- Section View of Original Belts



Cross-Section View of New Banded Belt

CORRECTIVE PROCEDURES:

1. Park the tractor on a smooth, level surface such as a concrete floor. Disengage the PTO, engage the parking brake, turn off the engine, and remove the ignition key.
2. Remove the PTO drive belt.
3. Remove the hardware that secures the clutch anchor pad to the PTO clutch.
4. Loosen the nut towards the front of the machine on the spring anchor hook (G, Figure 1) to release the majority of the belt tension. Use caution and remove the nut to completely release the tension.
5. Remove the old belts and replace with the new banded belt. Make sure the V-side of the belt runs in the grooves of the crankshaft pulley and pump pulleys (B & C).
6. Reinstall the anchor hook (G) into the anchor tab and loosely fasten the nut. Adjust the anchor hook until a measurement of 8-3/8" (21,2 cm) is achieved from the outside of the spring hooks. Tighten nut.
7. Reinstall the clutch anchor pad to the PTO clutch and secure with the hardware previously removed.
8. Reinstall the PTO drive belt.

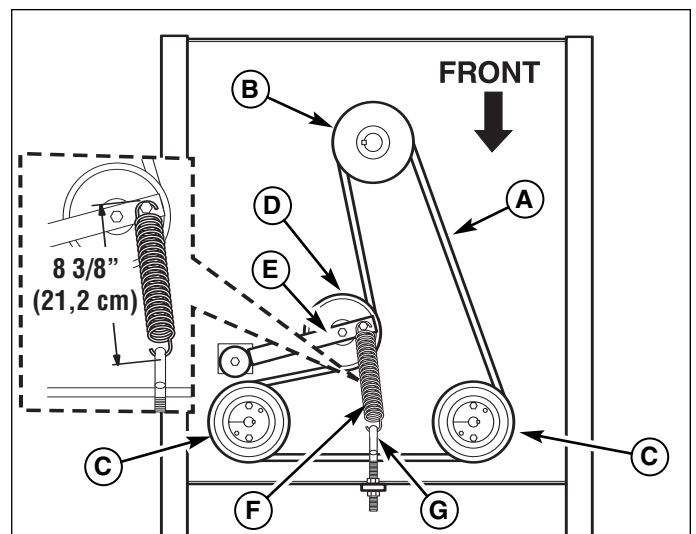


Figure 1. Hydraulic Pump Drive Belt Replacement

- A. Pump Drive Belt**
- B. Crankshaft Pulley**
- C. Pump Pulley**
- D. Idler Pulley**
- E. Idler Arm**
- F. Spring**
- G. Spring Anchor Hook**

WARRANTY INFORMATION:

Failure Location: F16 **Defect Code:** SP

Cause of Failure:

Work Performed: Repaired per Service Bulletin F083

Repair Parts:	Qty.	Part No.	Description
	1	5100555	BANDED BELT

Eligible for Pickup and Delivery Reimbursement If Performed:	No	Total Hours:	.3
---	----	---------------------	----