



Parts Manual IS3200Z Series Zero-Turn Riding Mower



Models:	Description:
5901567	IS3200Z Series w/ 61" Mower Deck & ROPS (IS3200ZKAV3561)
5901568	IS3200Z Series w/ 61" Mower Deck & ROPS (IS3200ZBVE3761)
5901569	IS3200Z Series w/ 61" Mower Deck & ROPS (IS3200ZBVE3761 ANSI EXP)
5901570	IS3200Z Series w/ 72" Mower Deck & ROPS (IS3200ZKAV3572)
5901571	IS3200Z Series w/ 72" Mower Deck & ROPS (IS3200ZBVE3772)
5901572	72" Side Discharge iCD Mower Deck (3200Z/72 ANSI EXP)
5901573	IS3200Z Series w/ ROPS (IS3200ZBVE37 ANSI EXP)
5901574	IS3200Z Series w/ 72" Mower Deck & ROPS (IS3200ZBV3272)
5901575	IS3200Z Series w/ 61" Mower Deck & ROPS (IS3200ZBV3261)
5901579	IS3200Z Series w/ ROPS (IS3200ZBVE37CE)
5901580	72" Rear Discharge Mower Deck (3200/72RDCE)

Briggs and Stratton Power Products Group, LLC.

5375 North Main Street
Munnsville, NY 13409 USA
800-933-6175

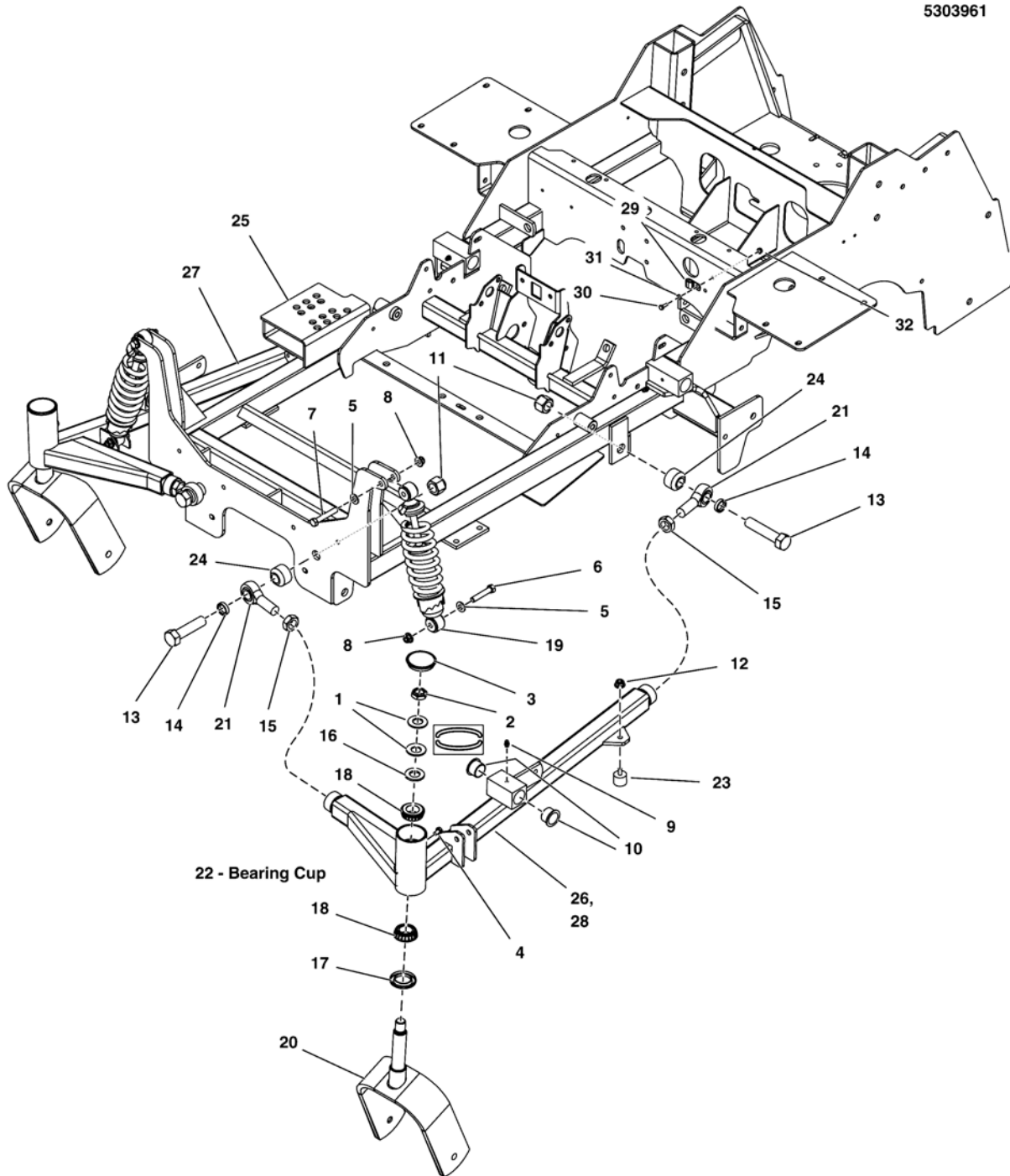
5105304
Revision A
Rev. Date: 2/10/2017
TP 400-5105304-A-3Z-F

MODEL COMPONENTS	PAGE
Main Frame & Front Suspension Group	4
Rear Bumper & ROPS	6
Seat Mount & Floor Group	8
Fuel Tank & Mount Group	10
Fuel Supply Hose, Tank Replacement Parts, and EVAP Group - S/N: 2017739972 & Below	12
Fuel Supply Hose, Tank Replacement Parts, and EVAP Group - S/N: 2017739973 & Above	14
Instrument Control Panel	16
Engine & PTO Group - Kawasaki	18
Engine & PTO Group - Briggs & Stratton EFI (Remote Oil Tank)	20
Engine Remote Oil Tank, Hoses & Mount Group	22
Engine & PTO Group - Briggs & Stratton (Remote Oil Tank)	24
Transaxle Drive Group	26
Motion Control - Control System	28
Motion Control Group - Handles & Dampeners	30
Hydraulic Group	32
Parking Brake Group	34
Rear Suspension Group	36
Deck Lift Group	38
Transaxle SERVICE PARTS - ZT5400	42
Wheel & Tire Group	44
Decal Group - Brand & Model	46
Decal Group - Safety & Operation (USA Models)	48
Decal Group - Safety & Operation (Export Models)	50
CE Guarding - Engine Compartment & Parking Brake	52
61" Mower Deck Group - Rollers & Casters	54
61" & 72" Mower Deck Group - Pusher Bars	56
61" & 72" Mower Deck Group - Deck Hangers	58
61" Mower Deck Group - Housing, Covers, Spindles & Blades (2 Belt System)	60
61" Mower Deck Group - Pulleys, Belts & Idler Arms (2 Belt System)	62
72" Mower Deck Group - Housing, Covers, Spindles & Blades (2 Belt System)	66
72" Mower Deck Group - Pulleys, Belts & Idler Arms (2 Belt System)	68
72" Mower Deck Group - Housing, Covers, Spindles & Blades (Rear Discharge)	72
72" Mower Deck Group - Rollers & Casters	74
Spindle Service Parts - 5413009	76
Electrical Group - Briggs & Stratton Models	78
Electrical Group - Kawasaki Engines	80
Electrical Schematics - Large ZTR, Kawi FX801V, FX1000V	82-85
Electrical Schematics - Large ZTR, B&S 61E877	86-89
Electrical Schematics - Large ZTR, B&S 543777	90-93
Torque Specification Chart	Inside Back Cover

Main Frame & Front Suspension Group

NOTE: Unless noted otherwise,
use the standard hardware torque
specification chart.

5303878
5303961



The above parts group applies to the following Mfg. Nos.:

5901568 5901574
5901571 5901575
5901567 5901579
5901569
5901570
5901573

Main Frame & Front Suspension Group

REF NO	PART NO.	QTY.	DESCRIPTION
1	5025449	4	WASHER, BELLEVILLE - 1.500 X .755
2	5025448	2	NUT, 3/4-16, HEX JAM NYLON LOCK
3	5102929	2	CAP, LOW PROFILE, STEEL
4	5025457	2	BOLT, 1/4-28 X 1/2, GD5 CZ
5	5025156	4	WASHER, 3/8 SAE
6	5025013X16	2	BOLT, 3/8-16 X 2 GD5 CZ
7	5025013X18	2	BOLT, 3/8-16 X 2-1/4 GD5 CZ
8	5025394	4	NUT, 3/8-16 HEX NYLOCK FLANGE
9	5020095	2	GREASE FITTING, 1/4-28 STRAIGHT
10	5023343	4	BUSHING, 1.00 X 1.13 X 1.38, PLASTIC
11	5025284	4	NUT, 3/4-16 HEX NYLON LOCK
12	5025126	2	NUT, 1/4-20 HEX SERR. FLANGE
13	5025265X28	4	BOLT, 3/4-16 X 3-1/2 GD8 CZ
14	5047461	4	SPACER, .76 X 1.00 X .25
15	5025093	4	NUT, 3/4-16 HEX JAM
16	5025160	2	WASHER, 3/4 SAE
17	5021072	2	SEAL, GREASE
18	5020884	4	BEARING, TAPERED ROLLER, 1
19	5104052	2	SHOCK / SPRING ASSEMBLY, OE22375
20	5411934B	2	WELD, CASTER YOKE - RED
21	5022039	4	BALL JOINT, 3/4-16, MALE
22	5020883	4	BEARING, CUP (SV)
23	5022673	2	BUMPER, RUBBER 1/4-20
24	5046093	4	SPACER, .75 X 1.50 X 1.00, CZ
25	-	1	* WELD, MAIN FRAME, IS3200Z - RED * If frame is damaged, call 1-800-933-6175 ext. 709
26	5413046B	1	WELD, A-ARM, IS3200Z, LH - RED (61" Models Only)
27	5413047B	1	WELD, A-ARM, IS3200Z, RH - RED
28	5416045B	1	WELD, A-ARM, 72, LH - RED (72" Models Only)
29	5025430	1	CLAMP, 5/16, DOUBLE, WIRE & TUBE (To hold spanner wrench)
30	5025010X6	1	BOLT, 1/4-20 X 3/4 GD5 YZ
31	5025154	1	WASHER, 1/4 SAE
32	5025391	1	NUT, 1/4-20 HEX NYLOCK FLANGE

Footnotes

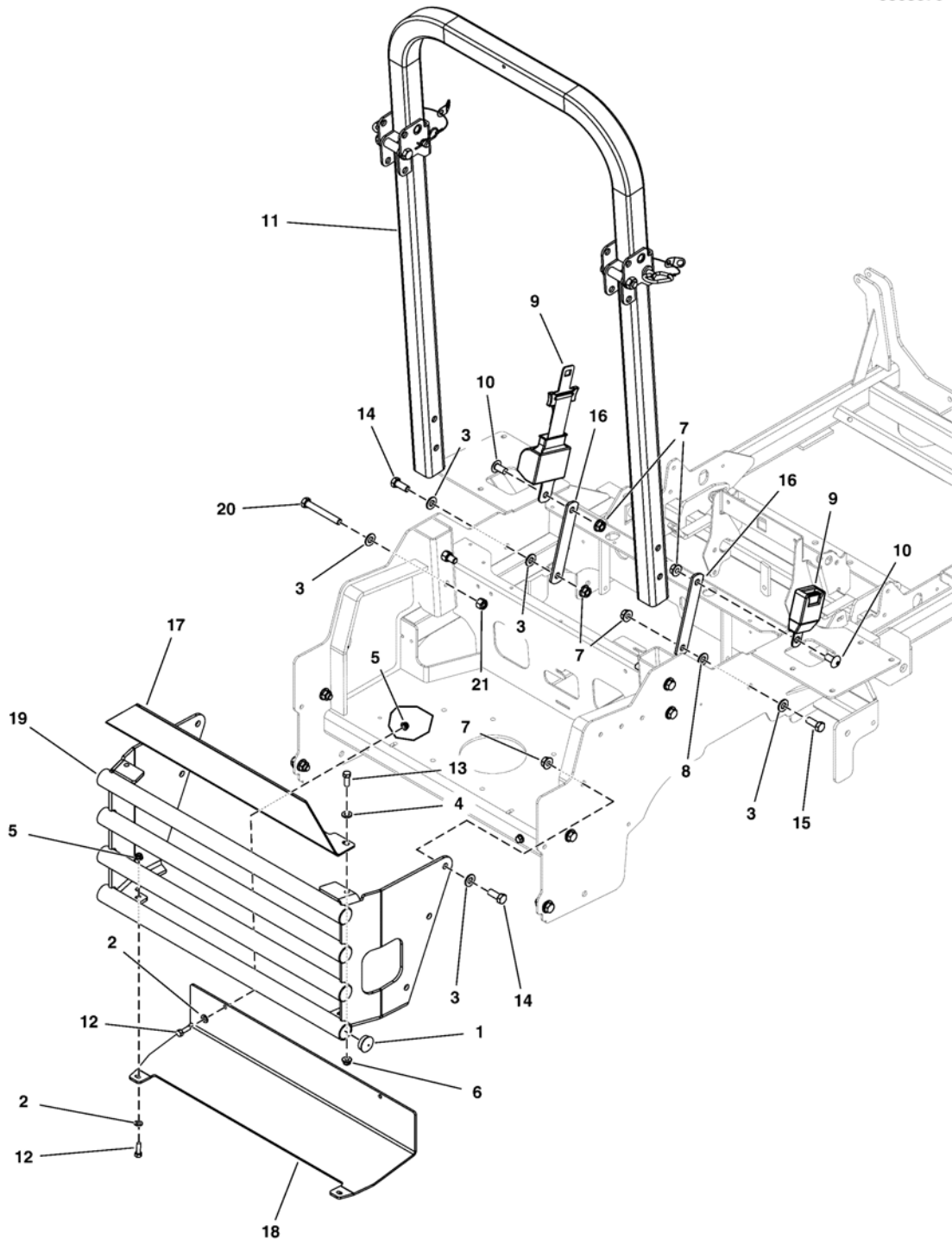
The above parts group applies to the following Mfg. Nos.:

5901568 5901574
5901571 5901575
5901567 5901579
5901569
5901570
5901573

Rear Bumper & ROPS

NOTE: Unless noted otherwise,
use the standard hardware torque
specification chart.

5303879



The above parts group applies to the following Mfg. Nos.:

5901568	5901574
5901571	5901575
5901567	5901579
5901569	
5901570	
5901573	

Rear Bumper & ROPS

REF NO	PART NO.	QTY.	DESCRIPTION
1	5023484	8	PLUG, PANEL, 1.25 - BLACK
2	5025155	6	WASHER, 5/16 SAE
3	5025158	13	WASHER, 1/2 SAE
4	5025293	2	WASHER, 3/8 GD.9 FLAT
5	5025392	6	NUT, 5/16-18 HEX NYLOCK FLANGE
6	5025394	2	NUT, 3/8-16 HEX NYLOCK FLANGE
7	5025396	10	NUT, 1/2-13 HEX NYLOCK FLANGE
8	5044609	1	SPACER, .52 X 1.00 X .38, CZ
9	5100139	1	SEAT BELT, RETRACTING - ASSM
10	5100267	2	SCREW, 1/2-13 X 1.00, SHCS
11	--	1	ROPS, IS3200 (Call 1-800-933-6175 ex.707 for ROPS service)
12	5025011X8	6	BOLT, 5/16-18 X 1 GD5 CZ
13	5025013X8	2	BOLT, 3/8-16 X 1 GD5 CZ
14	5025017X10	7	BOLT, 1/2-13 X 1-1/4 GD5 CZ
15	5025017X12	1	BOLT, 1/2-13 X 1-1/2 GD5 CZ
16	5410295A	2	BAR, MOUNT, SEAT BELT, IS700Z - BLK
17	5413988B	1	PLATE, CARB PROTECTOR - RED
18	5413044A	1	PLATE, HEAT SHIELD, IS3200 - BLK
19	5413129B	1	WELD, BUMPER, IS3200Z - RED
20	5025017X24	4	BOLT, 1/2-13 X 3" GD5
21	5025332	4	NUT, 1/2-13 HEX SIDE LOCK

Footnotes

The above parts group applies to the following Mfg. Nos.:

5901568 5901574
5901571 5901575
5901567 5901579
5901569
5901570
5901573

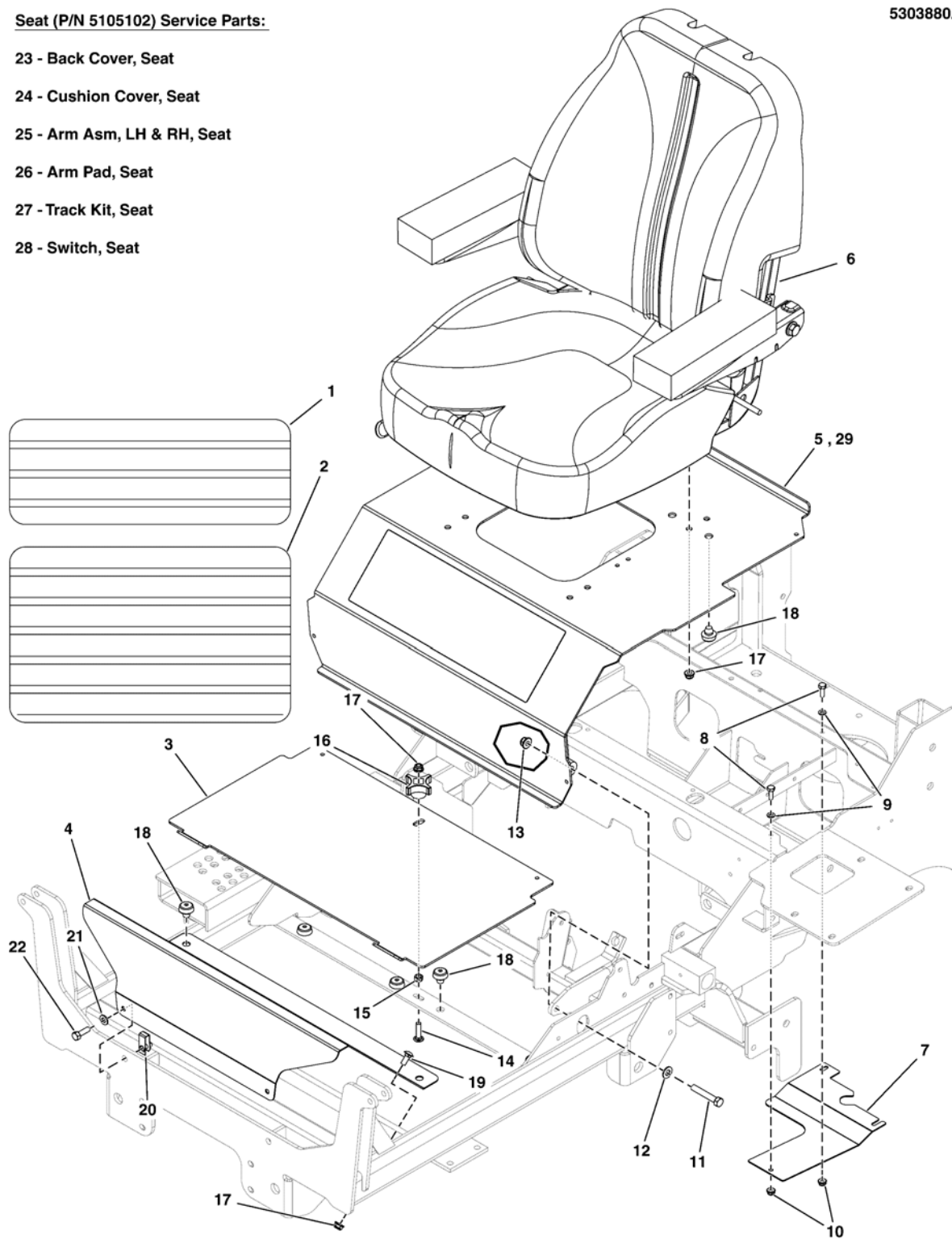
Seat Mount & Floor Group

NOTE: Unless noted otherwise,
use the standard hardware torque
specification chart.

Seat (P/N 5105102) Service Parts:

- 23 - Back Cover, Seat
- 24 - Cushion Cover, Seat
- 25 - Arm Asm, LH & RH, Seat
- 26 - Arm Pad, Seat
- 27 - Track Kit, Seat
- 28 - Switch, Seat

5303880A



The above parts group applies to the following Mfg. Nos.:

5901568	5901574
5901571	5901575
5901567	5901579
5901569	
5901570	
5901573	

Seat Mount & Floor Group

REF NO	PART NO.	QTY.	DESCRIPTION
1	5101374	1	SAFETY WALK, FLOOR REST, 6.00 X 16.00
2	5101333	1	SAFETY WALK, FLOOR PLATE, S50X, 10X16
3	5412905B	1	PLATE, FLOOR, REMOVABLE, IS3200Z - RED
4	5412908B	1	PLATE, FRONT FLOOR, IS3200Z - RED
5	5600838	1	ASSM, SEAT PLATE W/DECALS, IS3200Z-DOM (5412767B) (USA Models)
6	5105102	1	SEAT, HIGH BACK, SEAT'SINC, W/SWITCH
7	5411984A	1	GUARD, DEBRIS, IS3200Z - BLK
8	5025010X6	3	BOLT, 1/4-20 X 3/4 GD5 CZ
9	5025154	3	WASHER, 1/4 SAE
10	5025126	3	NUT, 1/4-20 HEX SERR. FLANGE
11	5025013X18	2	BOLT, 3/8-16 X 2-1/4 GD5 CZ
12	5025156	2	WASHER, 3/8 SAE
13	5025394	2	NUT, 3/8-16 HEX NYLOCK FLANGE
14	5025145X10	1	BOLT, 5/16-18 X 1-1/4, CARRIAGE CZ
15	80003675	1	NUT, 5/16-18, HEX, CNTR LK,ZINC PHOS/OIL
16	1670578	1	KNOB-INT THR .312-18 4-ARM 2.12WD 1.06LG
17	5025392	7	NUT, 5/16-18 HEX NYLOCK FLANGE
18	197546	10	MNT, VBRTN, RBBR
19	5025145X6	2	BOLT, 5/16-18 X 3/4, CARRIAGE
20	5025452	2	BODY CLIP, 5/16-18 -1/4 MATERIAL
21	5025155	2	WASHER, 5/16 SAE
22	5025011X8	2	BOLT, 5/16-18 X 1 GD5 CZ
23	5104719X3	1	BACK COVER (SV)
24	5104719X4	1	CUSHION COVER (SV)
25	5104719X2	1	ARM REST ASSEMBLY (LEFT AND RIGHT) (SV)
26	5104719X1	1	ARM PAD ASSEMBLY (SV)
27	5104719X5	1	TRACK KIT (SV)
28	7023354	1	SWITCH, SEAT (SV)
29	5600839	1	ASSM, SEAT PLATE W/DECALS, IS3200Z-EXP (5412767B) (Export Models)

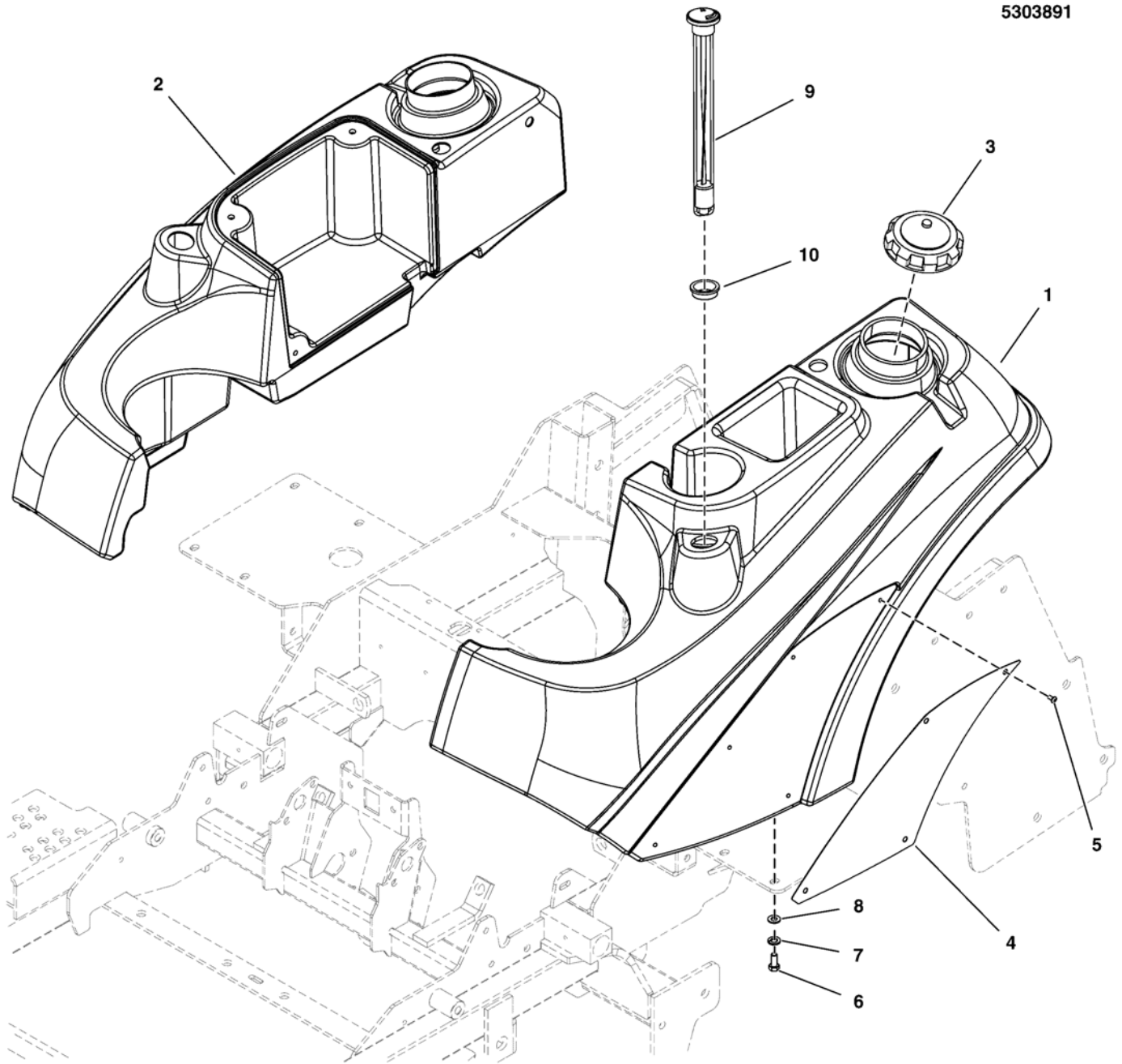
Footnotes

The above parts group applies to the following Mfg. Nos.:

5901568 5901574
 5901571 5901575
 5901567 5901579
 5901569
 5901570
 5901573

Fuel Tank & Mount Group

NOTE: Unless noted otherwise,
use the standard hardware torque
specification chart.



The above parts group applies to the following Mfg. Nos.:

5901568	5901574
5901571	5901575
5901567	5901579
5901569	
5901570	
5901573	

Fuel Tank & Mount Group

REF NO	PART NO.	QTY.	DESCRIPTION
1	5103178	1	TANK, FUEL, IS2000 & IS3100 - LH
2	5103177	1	TANK, FUEL, IS2000 & IS3100 - RH
3	5103005	2	FUEL CAP, 3-1/2", MANAGED VENT OUT, 12"
4	5401095B	2	BADGE, IS2000 - IS3000 - RED
5	5025386	8	SCREW, #10-24 X 3/8 ALLEN BHBZ
6	5025011X6	8	BOLT, 5/16-18 X 3/4 GD5
7	5025170	8	WASHER, 5/16 LOCK YZ
8	5025292	8	WASHER, 5/16 F436 FLAT
9	5022917	2	GAUGE, FUEL, 12 (SV)
10	5022917X1	2	GROMMET, FUEL GAUGE (SV)

Footnotes

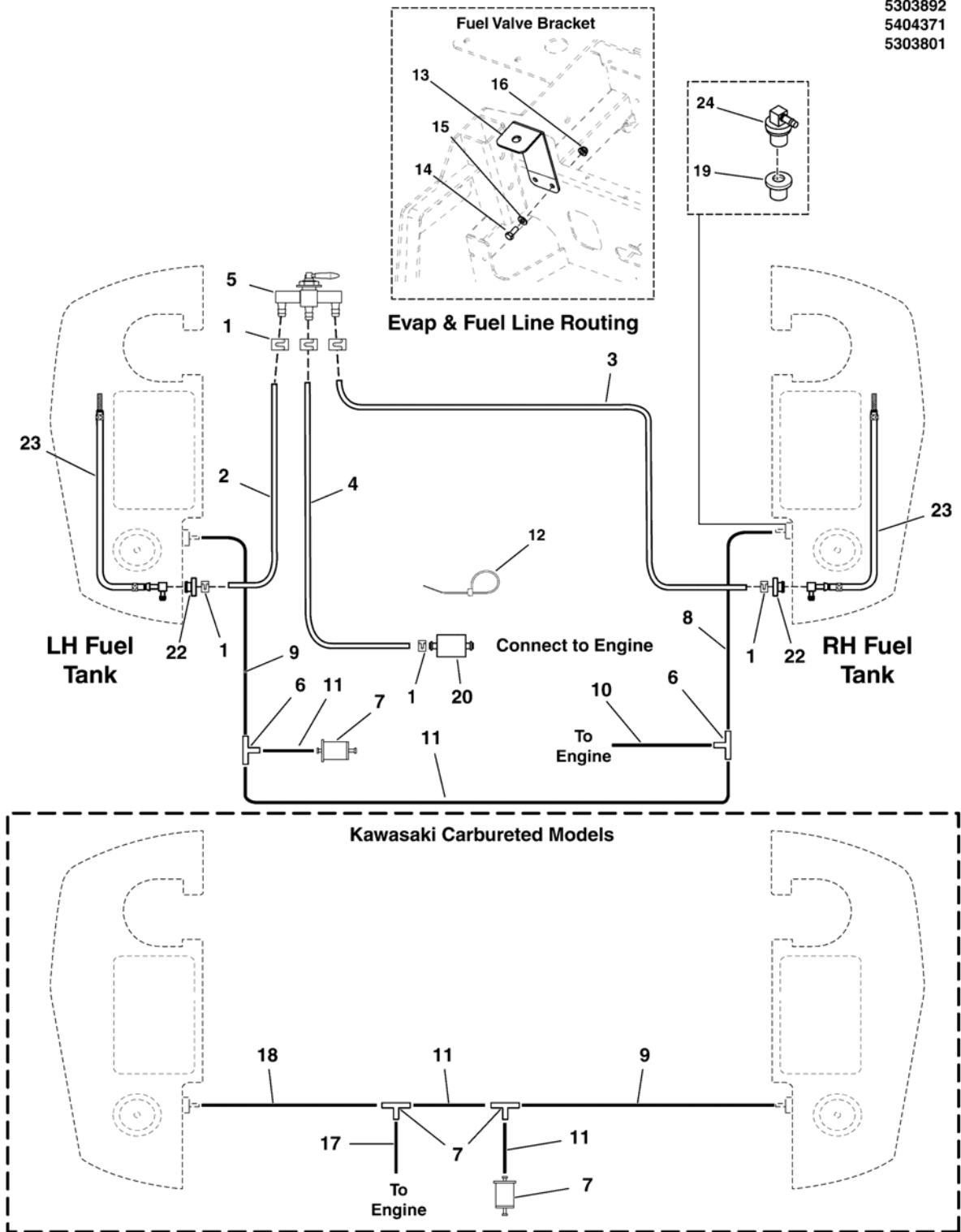
The above parts group applies to the following Mfg. Nos.:

5901568 5901574
5901571 5901575
5901567 5901579
5901569
5901570
5901573

Fuel Supply Hose, Tank Replacement Parts, and EVAP Group - S/N: 2017739972 & Below

NOTE: Unless noted otherwise, use the standard hardware torque specification chart.

5303892
5404371
5303801



The above parts group applies to the following Mfg. Nos.:

- | | |
|---------|---------|
| 5901568 | 5901574 |
| 5901571 | 5901575 |
| 5901567 | 5901579 |
| 5901569 | |
| 5901570 | |
| 5901573 | |

Fuel Supply Hose, Tank Replacement Parts, and EVAP Group - S/N: 2017739972 & Below

REF NO	PART NO.	QTY.	DESCRIPTION
1	5020835	6	CLAMP, HOSE, EXTERNAL, 1/2 - RED
2	5050831X14P5	1	HOSE, 1/4" FUEL, 14.50"
3	5050831X28P5	1	HOSE, 1/4" FUEL, 28.50"
4	5050831X12P5	1	HOSE, 1/4" FUEL, 12.50"
5	5023358	1	VALVE, FUEL SHUT-OFF, 11772
6	5103062	2	FITTING, 3/16" TEE, BARB TYPE, HDPE
7	794079	1	FILTER, FUEL
8	7700552X18	1	HOSE, VAPOR, 5MM ID, 18.00 LG (Briggs & Stratton Models)
9	7700552X28P5	1	HOSE, VAPOR, 5MM ID, 28.50 LG
10	7700552X12	1	HOSE, VAPOR, 5MM ID, 12.00 LG (Briggs & Stratton Models)
11	7700552X3	2	HOSE, VAPOR, 5MM ID, 3.00 LG
12	5021029	2	TIE, SELF-LOCKING, 12"
13	5412704A	1	BRACKET, FUEL VALVE, IS2100 - BLK
14	5025011X6	2	BOLT, 5/16-18 X 3/4 GD5 CZ
15	5025155	2	WASHER, 5/16 SAE
16	5025392	2	NUT, 5/16-18 HEX NYLOCK FLANGE
17	7700552X33	1	HOSE, VAPOR, 5MM ID, 33.00 LG (Kawasaki Models)
18	7700552X14	1	HOSE, VAPOR, 5MM ID, 14.00 LG (Kawasaki Models)
19	209043	2	GROMMET (SV)
20	5021178X3	2	FUEL FILTER (SV)
21	794079	1	FILTER, FUEL
22	1726400	2	BUSHING-FUEL TANK RED RUBBER (SV)
23	5101144	2	HOSE ASSEMBLY (SV)
24	7104638	2	REMOTE, VENT ASSEMBLY, NO VALVE (SV)

Footnotes

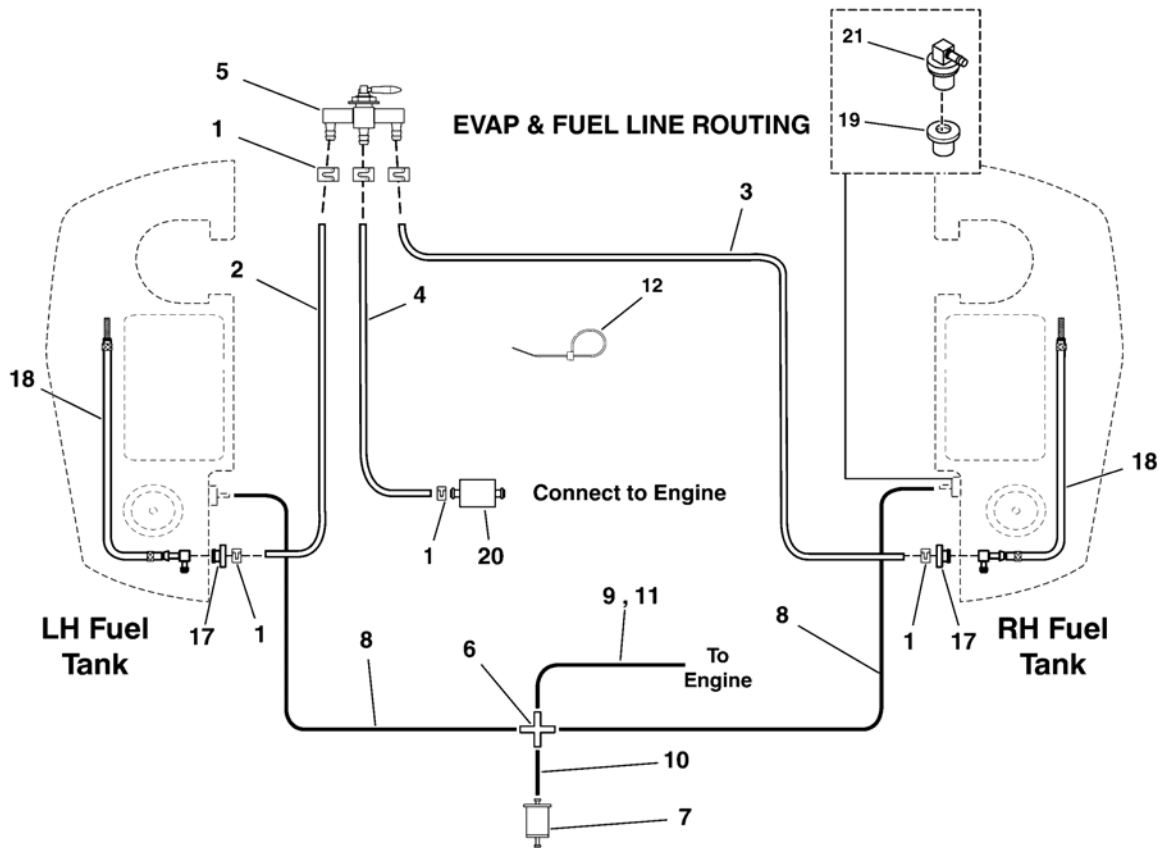
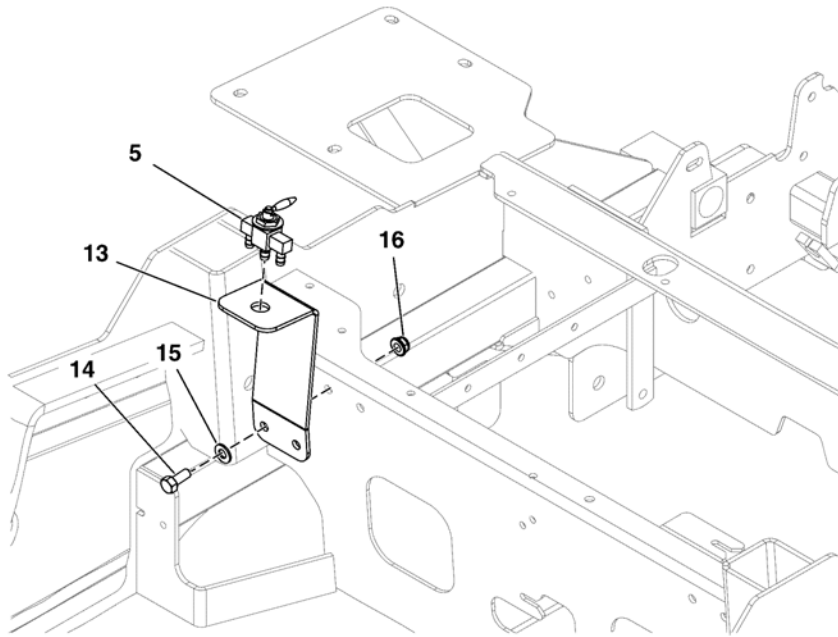
The above parts group applies to the following Mfg. Nos.:

5901568 5901574
5901571 5901575
5901567 5901579
5901569
5901570
5901573

Fuel Supply Hose, Tank Replacement Parts, and EVAP Group - S/N: 2017739973 & Above

NOTE: Unless noted otherwise, use the standard hardware torque specification chart.

5303892A
5304371A
5303801A



The above parts group applies to the following Mfg. Nos.:

- | | |
|---------|---------|
| 5901568 | 5901574 |
| 5901571 | 5901575 |
| 5901567 | 5901579 |
| 5901569 | |
| 5901570 | |
| 5901573 | |

Fuel Supply Hose, Tank Replacement Parts, and EVAP Group - S/N: 2017739973 & Above

REF NO	PART NO.	QTY.	DESCRIPTION
1	5020835	6	CLAMP, HOSE, EXTERNAL, 1/2 - RED
2	5050831X14P5	1	HOSE, 1/4" FUEL, 14.50"
3	5050831X28P5	1	HOSE, 1/4" FUEL, 28.50"
4	5050831X12P5	1	HOSE, 1/4" FUEL, 12.50"
5	5023358	1	VALVE, FUEL SHUT-OFF, 11772
6	5105394	1	FITTING, BARBED CROSS, 3/16" BLK NYLON
7	794079	1	FILTER, FUEL
8	7700552X25P5	2	HOSE, VAPOR, 5MM ID, 25.50 LG
9	7700552X19	1	HOSE, VAPOR, 5MM ID, 19.00 LG (Briggs & Stratton Models)
10	7700552X3	1	HOSE, VAPOR, 5MM ID, 3.00 LG
11	7700552X41	1	HOSE, VAPOR, 5MM ID, 41.00 LG (Kawasaki Models)
12	5021029	7	TIE, SELF-LOCKING, 12"
13	5412704A	1	BRACKET, FUEL VALVE, IS2100 - BLK
14	5025011X6	2	BOLT, 5/16-18 X 3/4 GD5 CZ
15	5025155	2	WASHER, 5/16 SAE
16	5025392	2	NUT, 5/16-18 HEX NYLOCK FLANGE
17	1726400	2	BUSHING-FUEL TANK RED RUBBER (SV)
18	5101144	2	HOSE ASSEMBLY (SV)
19	209043	2	GROMMET (SV)
20	5021178X3	2	FUEL FILTER (SV)
21	7104638	2	REMOTE, VENT ASSEMBLY, NO VALVE (SV)

Footnotes

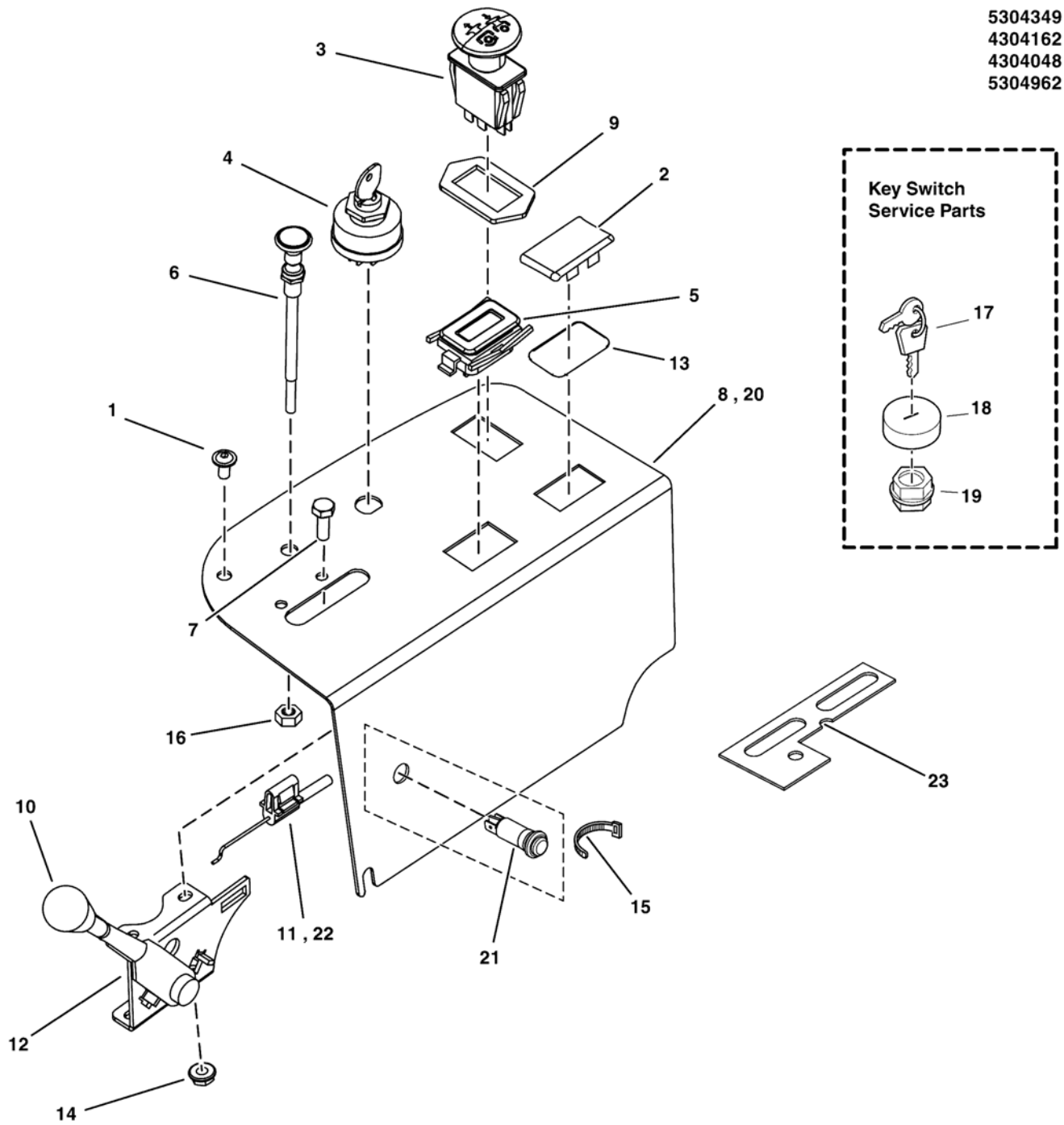
The above parts group applies to the following Mfg. Nos.:

5901568 5901574
5901571 5901575
5901567 5901579
5901569
5901570
5901573

Instrument Control Panel

NOTE: Unless noted otherwise, use the standard hardware torque specification chart.

5304349
 4304162
 4304048
 5304962



The above parts group applies to the following Mfg. Nos.:

- 5901568 5901574
- 5901571 5901575
- 5901567 5901579
- 5901569
- 5901570
- 5901573

Instrument Control Panel

REF NO	PART NO.	QTY.	DESCRIPTION
1	5025299X4	3	SCREW, ALLEN HEAD 1/4-20X.500 ZINC PHOS
2	1709188	1	PLUG, .820X1.44 HOLE, BLACK PLASTIC
3	1722887	1	SWITCH-PTO PUSH
4	5020927	1	SWITCH, IGNITION, 6 POST
5	--	1	* HOUR METER, ASSEMBLY (5409263)
6	5047779	1	CABLE, CHOKE CONTROL, 51 (Z) (Carbureted Models Only)
7	5025179X6	2	SCREW, #10-24 X 3/4 ROUND PHILLIPS
8	5411933A	1	PANEL, CONTROL, IS2100Z - BLK (Carbureted Models Only)
9	5022222	1	RING, SWITCH RETAINER
10	5046360X1	1	KNOB, THROTTLE CONTROL (SV)
11	5101076	1	CABLE, THROTTLE, 47" (Briggs & Stratton Models)
12	5101537	1	LEVER, THROTTLE CONTROL, HEAVY-DUTY
13	5022269	1	O-RING, 7/8 ID X 1/16 W
14	5025271	2	NUT, #10-24 HEX NYLON LOCK
15	5021029	1	TIE, SELF-LOCKING, 12"
16	5025035	1	NUT, 3/8-24 HEX (SV)
17	5022789	1	KEY, IGNITION MOLDED SET (SV)
18	5022790	1	COVER, PLASTIC, SNAP ON (SV)
19	5022791	1	NUT, PLASTIC (SV)
20	5412044A	1	PANEL, CONTROL, IS2100/3200 - BLK (Briggs & Stratton EFI Models Only)
21	5103809	1	LIGHT, INDICATOR, EFI (Briggs & Stratton EFI Models Only)
22	5101072	1	CABLE, THROTTLE, 52" (Kawasaki Models)
23	--	1	PLATE, THROTTLE STOP (5412643) (CE Models Only)

Footnotes

* When replacing this hour meter, please call our service department at 1-800-933-6175 ext. 709

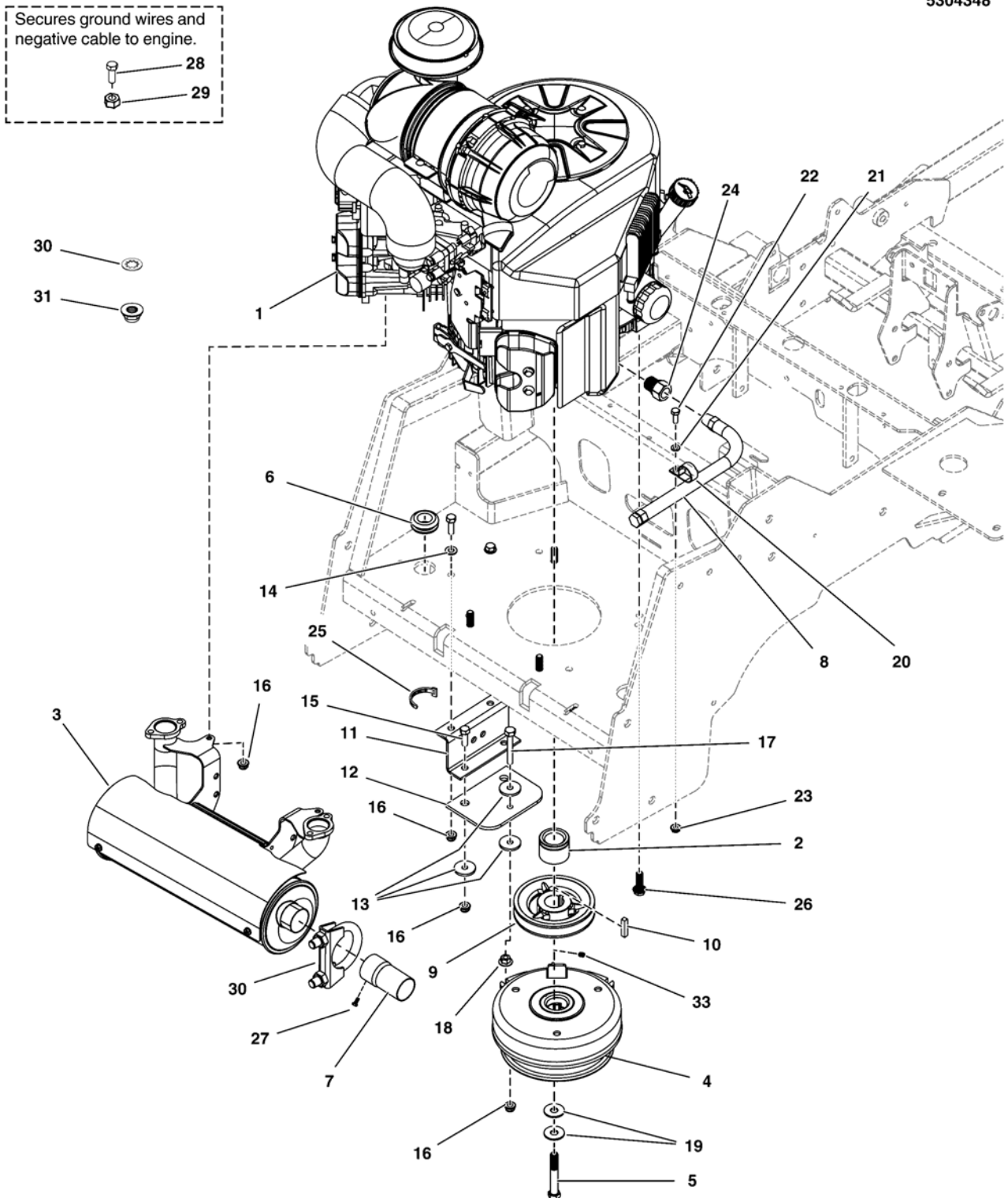
The above parts group applies to the following Mfg. Nos.:

5901568 5901574
5901571 5901575
5901567 5901579
5901569
5901570
5901573

Engine & PTO Group - Kawasaki

NOTE: Unless noted otherwise,
use the standard hardware torque
specification chart.

5304348



The above parts group applies to the following Mfg. Nos.:

5901567
5901570

Engine & PTO Group - Kawasaki

REF NO	PART NO.	QTY.	DESCRIPTION
1	5101055	1	ENGINE, 35HP KAWASAKI, FX1000V
2	5100926	1	SPACER, 1.13 X 1.75 X 1.35, CZ
3	5105069	1	MUFFLER, KAWASAKI, 5" CAN (Use 5025355 - Qty: 4 to mount muffler to engine.)
4	5105060	1	CLUTCH, WARNER, 250 FT-LB, 1.13" x 6.323
5	5103300	1	BOLT, CRANKSHAFT, 7/16-20 X 3-1/4, GD 8
6	5103944	1	GROMMET, 7/8"ID, 1/4" THICK STK
7	5104348	1	EXTENSION, TAILPIPE, 3", BLACK
8	1726498	1	HOSE-OIL DRAIN .375ID 16.5L
9	5021682	1	PULLEY, 4.75 OD X 1-1/8 BORE, BC-48
10	5050407X10	1	KEY, 1/4 SQ X 1-1/4
11	5410367A	1	ANCHOR, CLUTCH, IS600-IS700 - BLK
12	5043636	1	CLUTCH ANCHOR PAD
13	5044617	4	WASHER, .34 X 1.25 X 10 GA
14	5025155	6	WASHER, 5/16 SAE
15	5025011X8	4	BOLT, 5/16-18 X 1 GD5 CZ
16	5025392	6	NUT, 5/16-18 HEX NYLOCK FLANGE
17	5025055X18	1	BOLT, 5/16-18 X 2-1/4 GD5 TFL, ZN
18	5025139	1	NUT, 5/16-18 HEX SERRATED FLANGE (LARGE)
19	5025585	2	BELLEVILLE WASHER 1.1875 X .442 X .089
20	5021500	1	CLAMP, VINYL INSULATED, 1.00
21	5025154	1	WASHER, 1/4 SAE
22	5025010X6	1	BOLT, 1/4-20 X 3/4 GD5 CZ
23	5025126	1	NUT, 1/4-20 HEX SERR. FLANGE
24	5022234	1	ADAPTER-OIL DRAIN
25	5101492	1	TIE, SELF-LOCKING, 24"
26	5025532	4	BOLT, 3/8-16 X 1-1/4, SF, PLT W/PATCH
27	5025470	2	SCREW, SELF-TAP, #8-32 X 3/8, WASH HEX, CZ
28	5025249	1	BOLT, M8-1.25 X 20MM GD8.8
29	5025536	1	NUT, HEX, M8-1.25, CZ, GD 8.8
30	5025188	1	WASHER, 5/16 INT. TOOTH LOCK
31	5025355	4	NUT, M8-1.25 SERR. FLANGE, CZ

Footnotes

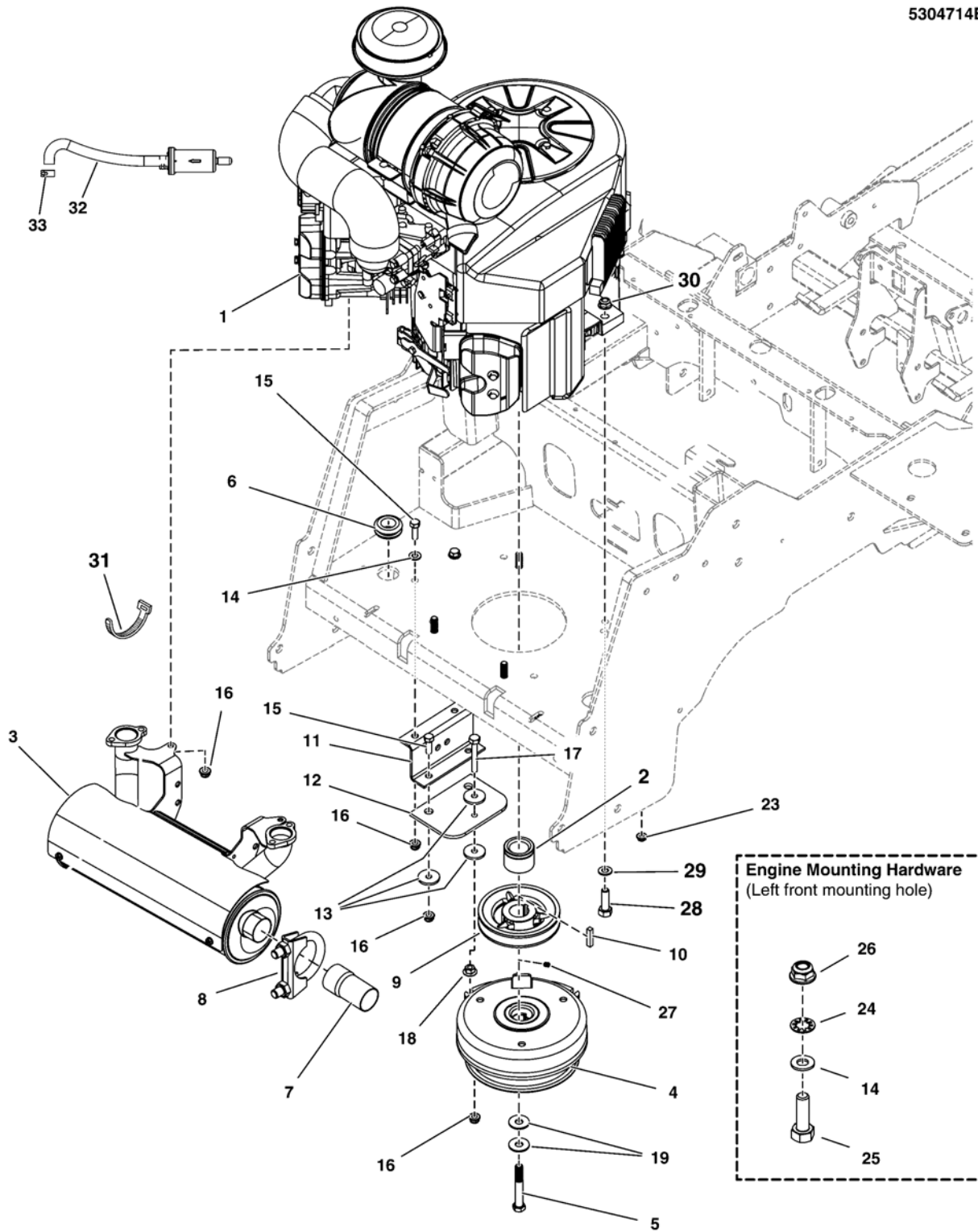
The above parts group applies to the following Mfg. Nos.:

5901567
5901570

Engine & PTO Group - Briggs & Stratton EFI (Remote Oil Tank)

NOTE: Unless noted otherwise, use the standard hardware torque specification chart.

5304714E



The above parts group applies to the following Mfg. Nos.:

- 5901568
- 5901571
- 5901569
- 5901573
- 5901579

Engine & PTO Group - Briggs & Stratton EFI (Remote Oil Tank)

REF NO	PART NO.	QTY.	DESCRIPTION
1	--	1	ENGINE, 37HP EFI, B&S, OIL GUARD
2	5100926	1	SPACER, 1.13 X 1.75 X 1.35, CZ
3	--	1	MUFFLER ASSY (846511) (See Engine Manufacturer for Replacement Muffler)
4	5105060	1	CLUTCH, WARNER, 250 FT-LB, 1.13" x 6.323
5	5103300	1	BOLT, CRANKSHAFT, 7/16-20 X 3-1/4, GD 8
6	5103944	1	GROMMET, 7/8"ID, 1/4" THICK STK
7	5104512	1	TAIL PIPE EXTENTION, 1.78"ID X 5" LG
8	5104512X1	1	CLAMP, TAILPIPE, 1-7/8"
9	5021682	1	PULLEY, 4.75 OD X 1-1/8 BORE, BC-48
10	5050407X10	1	KEY, 1/4 SQ X 1-1/4
11	5410367A	1	ANCHOR, CLUTCH, IS600-IS700 - BLK
12	5043636	1	CLUTCH ANCHOR PAD
13	5044617	4	WASHER, .34 X 1.25 X 10 GA
14	5025155	3	WASHER, 5/16 SAE
15	5025011X8	4	BOLT, 5/16-18 X 1 GD5 CZ
16	5025392	6	NUT, 5/16-18 HEX NYLOCK FLANGE
17	5025055X18	1	BOLT, 5/16-18 X 2-1/4 GD5 TFL, ZN
18	5025139	1	NUT, 5/16-18 HEX SERRATED FLANGE (LARGE)
19	5025585	2	BELLEVILLE WASHER 1.1875 X .442 X .089
20	5021500	1	CLAMP, VINYL INSULATED, 1.00
21	5025154	1	WASHER, 1/4 SAE
22	5025010X6	1	BOLT, 1/4-20 X 3/4 GD5 CZ
23	5025126	1	NUT, 1/4-20 HEX SERR. FLANGE
24	5025188	1	WASHER, 5/16 INT. TOOTH LOCK
25	5025025X14	1	BOLT, 5/16-24 X 1-3/4, GD8, PHOS
26	5025616	1	NUT, 5/16-24, TOP LOCK FLANGE, GD8 PHOS
27	5025531	2	SET SCREW, 5/16-18 X 3/8, KNURL (SV)
28	5025013X14	3	BOLT, 3/8-16 X 1-3/4 GD5 CZ
29	5025156	3	WASHER, 3/8 SAE
30	5025394	3	NUT, 3/8-16 HEX NYLOCK FLANGE
31	5021030	1	TIE, SELF-LOCKING, 6"
32	846732	1	HOSE/FILTER ASSY
33	5102046	1	CLAMP, HOSE, EXTERNAL, 9/16

Footnotes

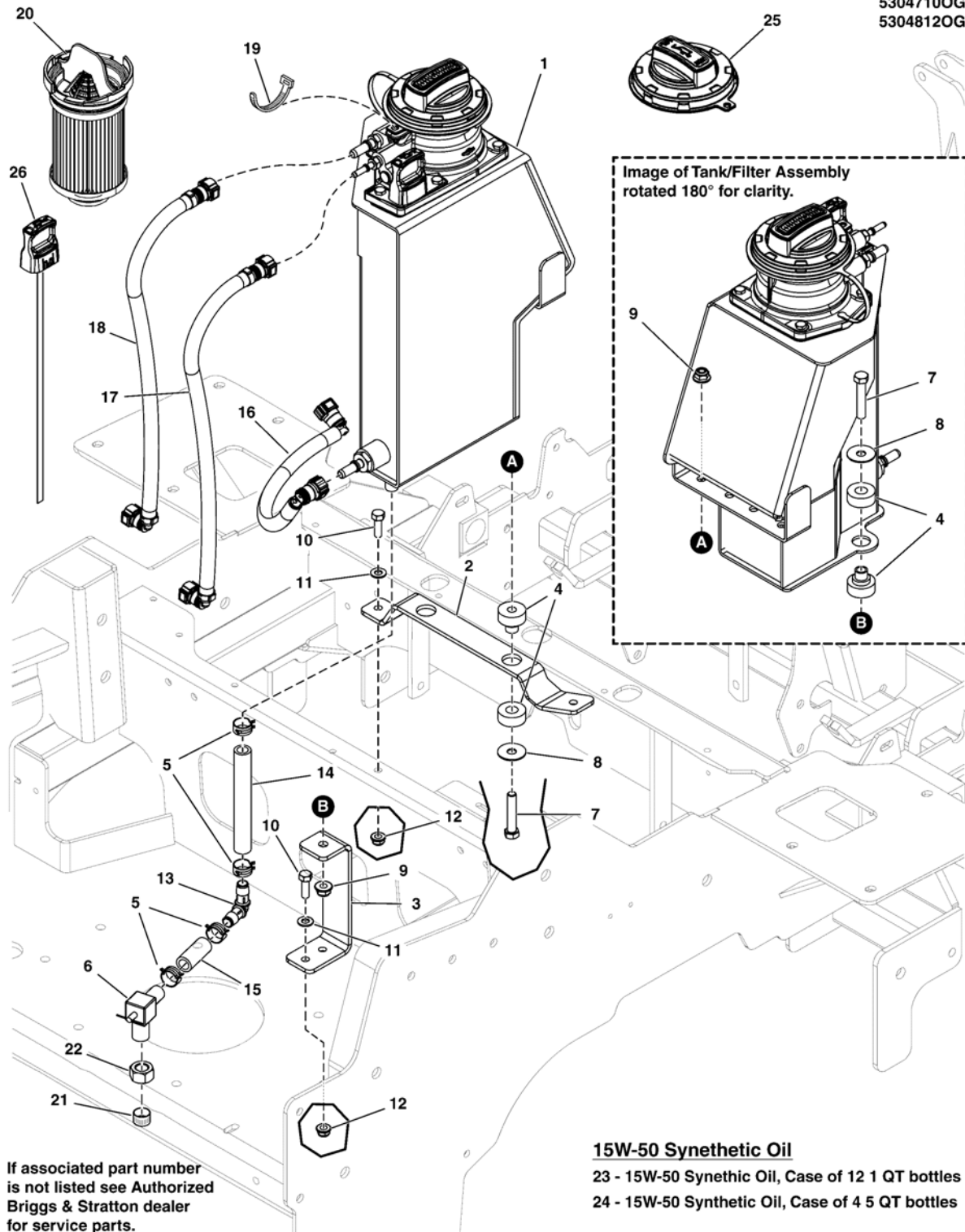
The above parts group applies to the following Mfg. Nos.:

5901568
5901571
5901569
5901573
5901579

Engine Remote Oil Tank, Hoses & Mount Group

NOTE: Unless noted otherwise, use the standard hardware torque specification chart.

5304710OG
5304812OG



The above parts group applies to the following Mfg. Nos.:

- 5901568 5901579
- 5901571
- 5901569
- 5901573
- 5901574
- 5901575

Engine Remote Oil Tank, Hoses & Mount Group

REF NO	PART NO.	QTY.	DESCRIPTION
1	--	1	TANK/FILTER ASSY (80019467)
2	5415308A	1	TANK MOUNT, FRONT, 3200 - BLK
3	5415309A	1	TANK MOUNT, LOWER, 3200 - BLK
4	5023131	3	MOUNT, ISO, BOTTOM, RAD 5000Z-DIESEL
5	5025474	4	CLAMP, HOSE, .75 FREE DIA.
6	5105177	1	VALVE, OIL DRAIN, M16X1.5 TO 1/2"
7	5025013X14	3	BOLT, 3/8-16 X 1-3/4 GD5 CZ
8	5025165	3	WASHER-3/8 FENDER
9	5025394	3	NUT, 3/8-16 HEX NYLOCK FLANGE
10	5025011X8	4	BOLT, 5/16-18 X 1 GD5 CZ
11	5025155	4	WASHER, 5/16 SAE
12	5025392	4	NUT, 5/16-18 HEX NYLOCK FLANGE
13	5105258	1	FITTING, 90 DEGREE, 1/2 BLK NYLON
14	5050857X4P63	1	HOSE, 1/2" PUSH-ON, 4.63"
15	5050857X2	1	HOSE, 1/2" PUSH-ON, 2.00"
16	--	1	HOSE, SUPPLY ASSY (847215)
17	--	1	HOSE, SCAVENGE ASSY (847216)
18	--	1	TUBE, VENT ASSY (847255)
19	--	1	TIE, CABLE YELLOW 7.6" (80022508)
20	595930	1	FILTER-OIL
21	5105317	1	OIL DRAIN CAP, OIL GUARD, DAPCO 4692
22	5105318	1	NUT, HEX, M16-1.5, DAPCO 4071
23	5105281	1	OIL, 15W-50, SYNTHETIC, CASE X 12- 1QT
24	5105282	1	OIL, 15W-50, SYNTHETIC, CASE X 4- 5QT
25	595931	1	CAP-OIL FILL OG
26	595933	1	DIPSTICK

Footnotes

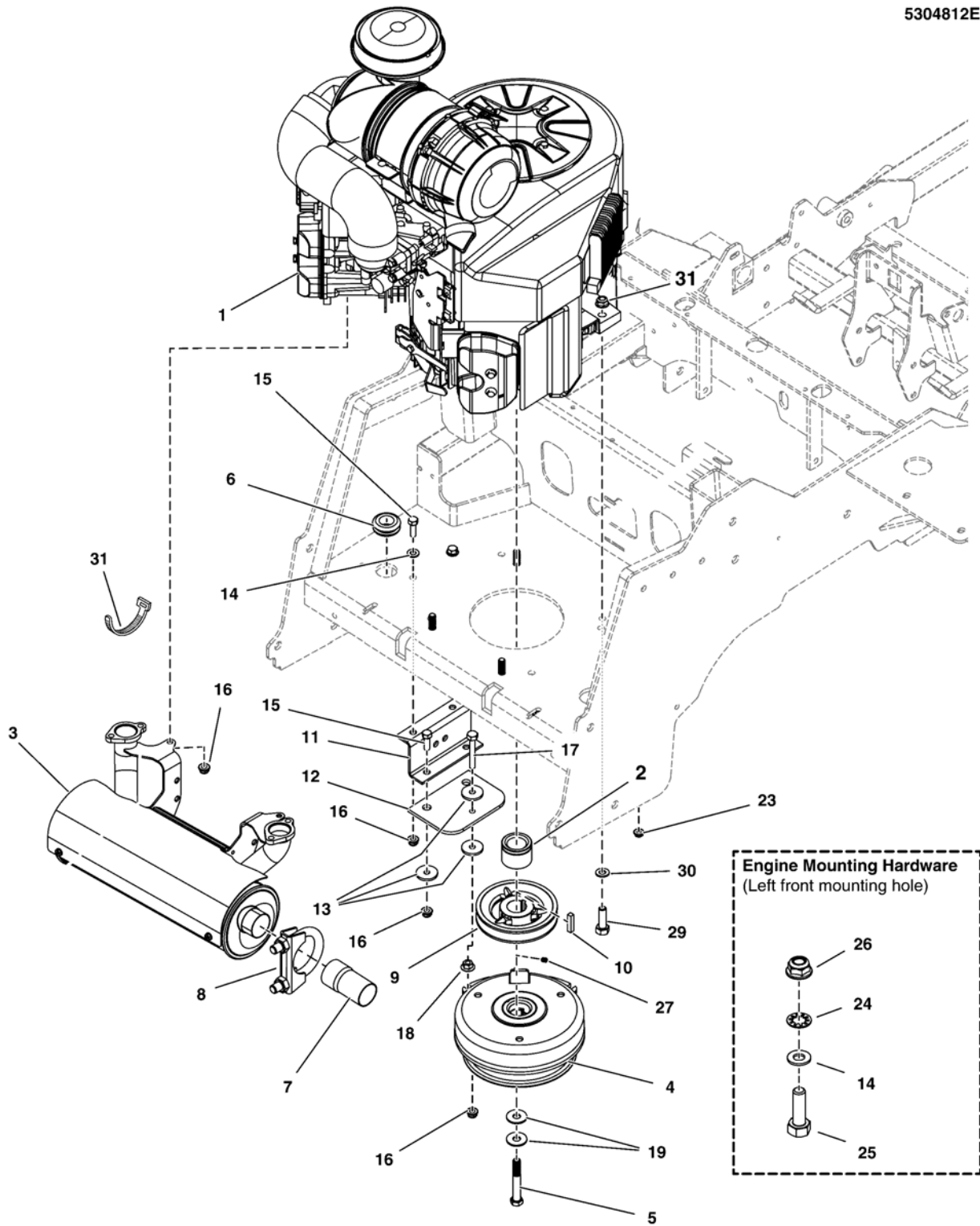
The above parts group applies to the following Mfg. Nos.:

5901568 5901579
5901571
5901569
5901573
5901574
5901575

Engine & PTO Group - Briggs & Stratton (Remote Oil Tank)

NOTE: Unless noted otherwise,
use the standard hardware torque
specification chart.

5304812E



The above parts group applies to the following Mfg. Nos.:

5901574

5901575

Engine & PTO Group - Briggs & Stratton (Remote Oil Tank)

REF NO	PART NO.	QTY.	DESCRIPTION
1	--	1	ENGINE, 32HP, B&S, OIL GUARD
2	5100926	1	SPACER, 1.13 X 1.75 X 1.35, CZ
3	843906	1	MUFFLER ASSY
4	5105060	1	CLUTCH, WARNER, 250 FT-LB, 1.13" x 6.323
5	5103300	1	BOLT, CRANKSHAFT, 7/16-20 X 3-1/4, GD 8
6	5103944	1	GROMMET, 7/8"ID, 1/4" THICK STK
7	5104512	1	TAIL PIPE EXTENTION, 1.78"ID X 5" LG
8	5104512X1	1	CLAMP, TAILPIPE, 1-7/8"
9	5021682	1	PULLEY, 4.75 OD X 1-1/8 BORE, BC-48
10	5050407X10	1	KEY, 1/4 SQ X 1-1/4
11	5410367A	1	ANCHOR, CLUTCH, IS600-IS700 - BLK
12	5043636	1	CLUTCH ANCHOR PAD
13	5044617	4	WASHER, .34 X 1.25 X 10 GA
14	5025155	3	WASHER, 5/16 SAE
15	5025011X8	4	BOLT, 5/16-18 X 1 GD5 CZ
16	5025392	6	NUT, 5/16-18 HEX NYLOCK FLANGE
17	5025055X18	1	BOLT, 5/16-18 X 2-1/4 GD5 TFL, ZN
18	5025139	1	NUT, 5/16-18 HEX SERRATED FLANGE (LARGE)
19	5025585	2	BELLEVILLE WASHER 1.1875 X .442 X .089
20	5021500	1	CLAMP, VINYL INSULATED, 1.00
21	5025154	1	WASHER, 1/4 SAE
22	5025010X6	1	BOLT, 1/4-20 X 3/4 GD5 CZ
23	5025126	1	NUT, 1/4-20 HEX SERR. FLANGE
24	5025188	1	WASHER, 5/16 INT. TOOTH LOCK
25	5025025X14	1	BOLT, 5/16-24 X 1-3/4, GD8, PHOS
26	5025616	1	NUT, 5/16-24, TOP LOCK FLANGE, GD8 PHOS
27	5025531	2	SET SCREW, 5/16-18 X 3/8, KNURL (SV)
28	5021030	1	TIE, SELF-LOCKING, 6"
29	5025013X14	3	BOLT, 3/8-16 X 1-3/4 GD5 CZ
30	5025156	3	WASHER, 3/8 SAE
31	5025394	3	NUT, 3/8-16 HEX NYLOCK FLANGE

Footnotes

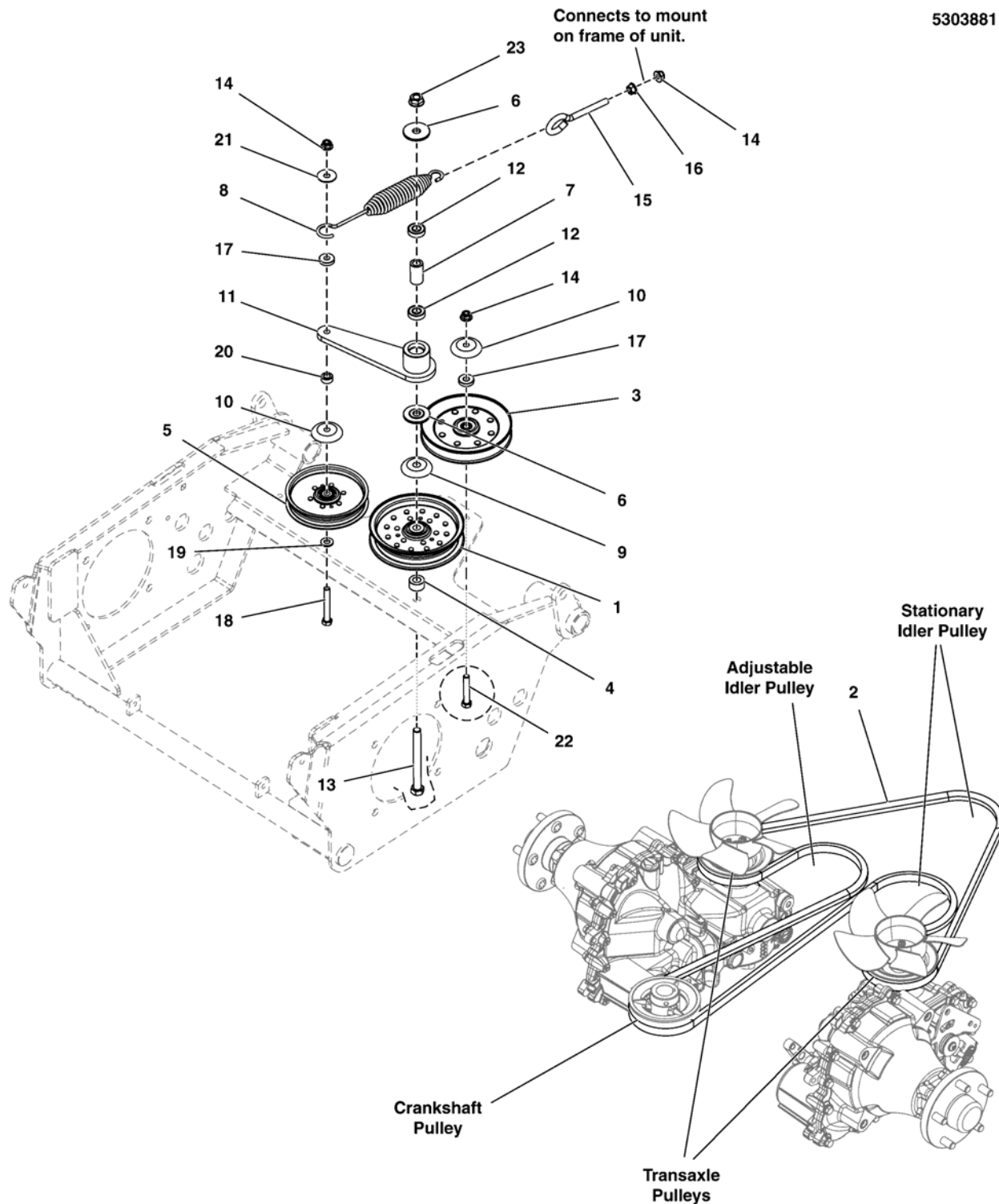
The above parts group applies to the following Mfg. Nos.:

5901574
5901575

Transaxle Drive Group

NOTE: Unless noted otherwise, use the standard hardware torque specification chart.

5303881



The above parts group applies to the following Mfg. Nos.:

- 5901568 5901574
- 5901571 5901575
- 5901567 5901579
- 5901569
- 5901570
- 5901573

Transaxle Drive Group

REF NO	PART NO.	QTY.	DESCRIPTION
1	5103800	1	PULLEY, FLAT IDLER, 6-3/4"
2	5104378	1	BELT, B-SEC, 129"EL, ARAMID, WRAPED
3	5102093	1	PULLEY-IDLER-V, 5.83OB, .38ID, .94W, STL
4	5101162	1	SPACER, .52 X 1.00 X .56, CZ
5	5103789	1	PULLEY, C-SEC, V-IDLER, 6.25"ODX3/8ID
6	5103262	2	SPACER, IDLER ARM, 1/2, PM
7	5103812	1	SPACER, .52 X .84 X 1.53, PM
8	5100632	1	SPRING-EXT, 1.25OD X 9.3LG X .142WR, BLK
9	5101103	1	SHIELD, PULLEY BEARING, CZ
10	5103787	2	SHIELD, BEARING PULLEY, 3/8ID, CZ
11	5413140A	1	WELD, IDLER ARM, 7.50, BEARINGS - BLK
12	7078243	2	BEARING, BALL, AXLE
13	5025017X40	1	BOLT-1/2-13 X 5 GD5 YZ
14	5025394	3	NUT, 3/8-16 HEX NYLOCK FLANGE
15	5025429	1	EYE BOLT, 3/8-16 X 4, 2.13THRD, 1" EYE, CZ
16	5025128	1	NUT, 3/8-16 HEX SERRATED FLANGE
17	5044960	2	SPACER, .39 X 1.00 X .25
18	5025013X22	1	BOLT, 3/8-16 X 2-3/4 GD5 YZ
19	5025293	1	WASHER, 3/8 GD.9 FLAT
20	5046860	1	SPACER, .39 X 1.00 X .50, CZ
21	5025165	1	WASHER-3/8 FENDER
22	5025013X18	1	BOLT, 3/8-16 X 2-1/4 GD5 YZ
23	5025396	1	NUT, 1/2-13 HEX NYLOCK FLANGE

Footnotes

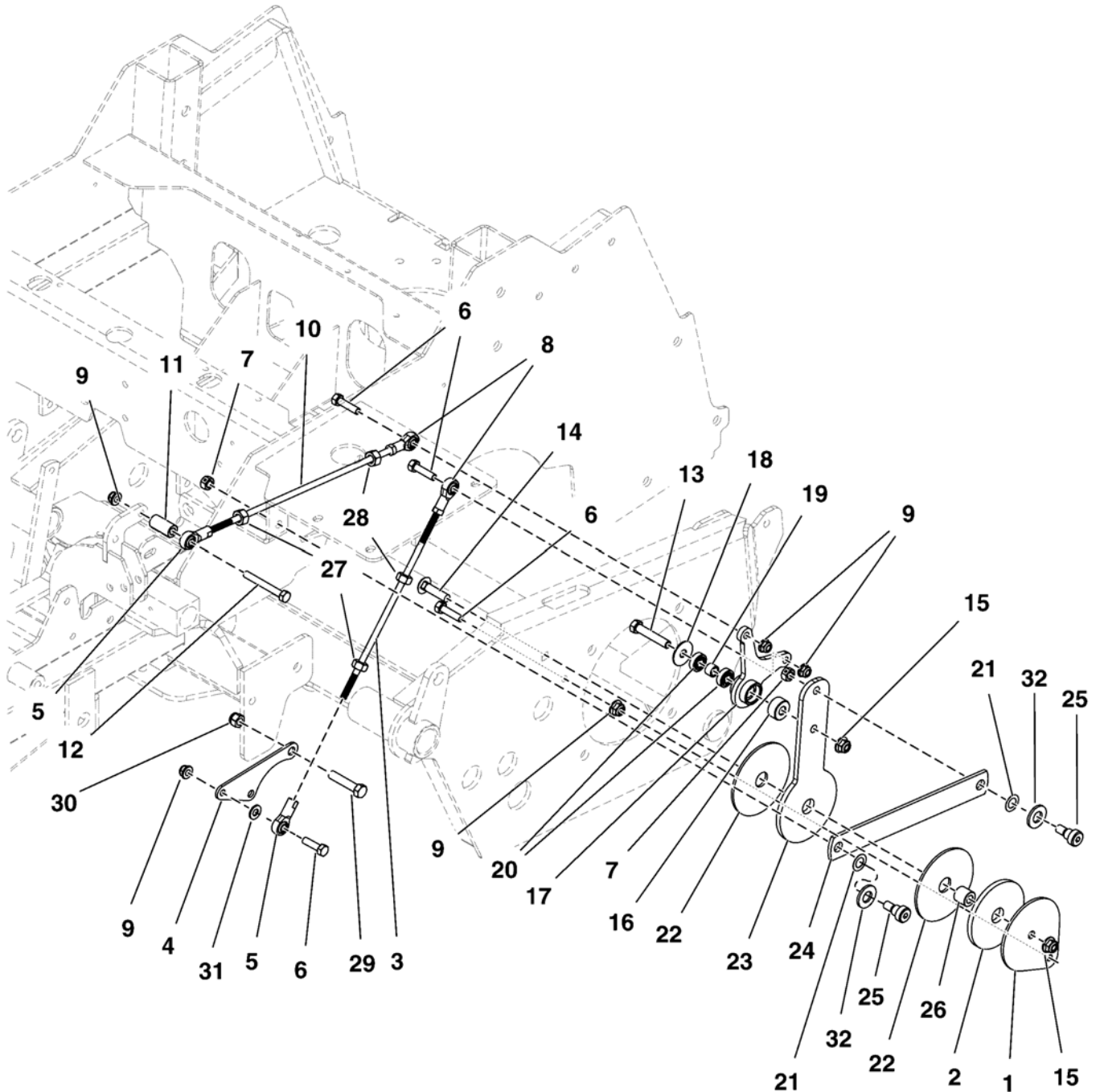
The above parts group applies to the following Mfg. Nos.:

5901568 5901574
5901571 5901575
5901567 5901579
5901569
5901570
5901573

Motion Control - Control System

NOTE: Unless noted otherwise,
use the standard hardware torque
specification chart.

5303882L



The above parts group applies to the following Mfg. Nos.:

5901568	5901574
5901571	5901575
5901567	5901579
5901569	
5901570	
5901573	

Motion Control - Control System

REF NO	PART NO.	QTY.	DESCRIPTION
1	5410271A	2	PLATE, CONTROL SYSTEM LOCK - BLK
2	5103704	2	PAD, .77 X 3.50 X .25, POLYURETHANE
3	5101135	2	ROD, HYDRO LINKAGE
4	5411301A	2	PLATE, CONTROL MOUNT - BLK
5	5104493	4	BALL JOINT 5/16-24 RH FEMALE BRONZE RACE
6	5025011X10	14	BOLT, 5/16-18 X 1-1/4 GD5 YZ
7	5025100	4	NUT, 3/8-16 HEX SIDE LOCK
8	5104494	4	BALL JOINT 5/16-24 LH FEMALE BRONZE RACE
9	5025392	10	NUT, 5/16-18 HEX NYLOCK FLANGE
10	5102255	2	ROD, HYDRO LINKAGE, 14.63
11	5102599	2	SPACER, .33 X .63 X 1.25, CZ
12	5025011X20	2	BOLT, 5/16-18 X 2-1/2 GD5 YZ
13	5025013X20	2	BOLT, 3/8-16 X 2-1/2 GD5 YZ
14	5025146X12	2	BOLT, 3/8-16 X 1-1/2, CARRIAGE, GD5, CZ
15	5025394	6	NUT, 3/8-16 HEX NYLOCK FLANGE
16	5046860	2	SPACER, .39 X 1.00 X .50, CZ
17	5103718	2	PIVOT, CONTROL SYSTEM
18	5025165	2	WASHER-3/8 FENDER
19	5103676	2	SPACER, .39 X .55 X .38, CZ
20	5102003	4	BEARING, .375" ID X .875" OD X .341" THK
21	5103784	4	WAVE WASHER, 1/2"ID X .087"OD X .01 THK.
22	5103672	4	PAD, CONTROL SYSTEM
23	5410268	2	PLATE, CONTROL SYSTEM ARM - HT
24	5411375A	2	LINK, CONTROL SYSTEM ARM, IS2100 - BLK
25	5025356	4	BOLT, 3/8-16 X 3/8, 1/2 SHOULDER
26	5103705	2	SPACER, .39 X .75 X .69, CZ
27	5025033	4	NUT, 5/16-24 HEX
28	5023212	4	NUT, 5/16-24 HEX, LH
29	5025015X6	2	BOLT, 7/16-14 X 3/4 GD5
30	5025044	2	NUT, 7/16-14 HEX TOP LOCK
31	5025155	2	WASHER, 5/16 SAE
32	5025158	4	WASHER, 1/2 SAE

Footnotes

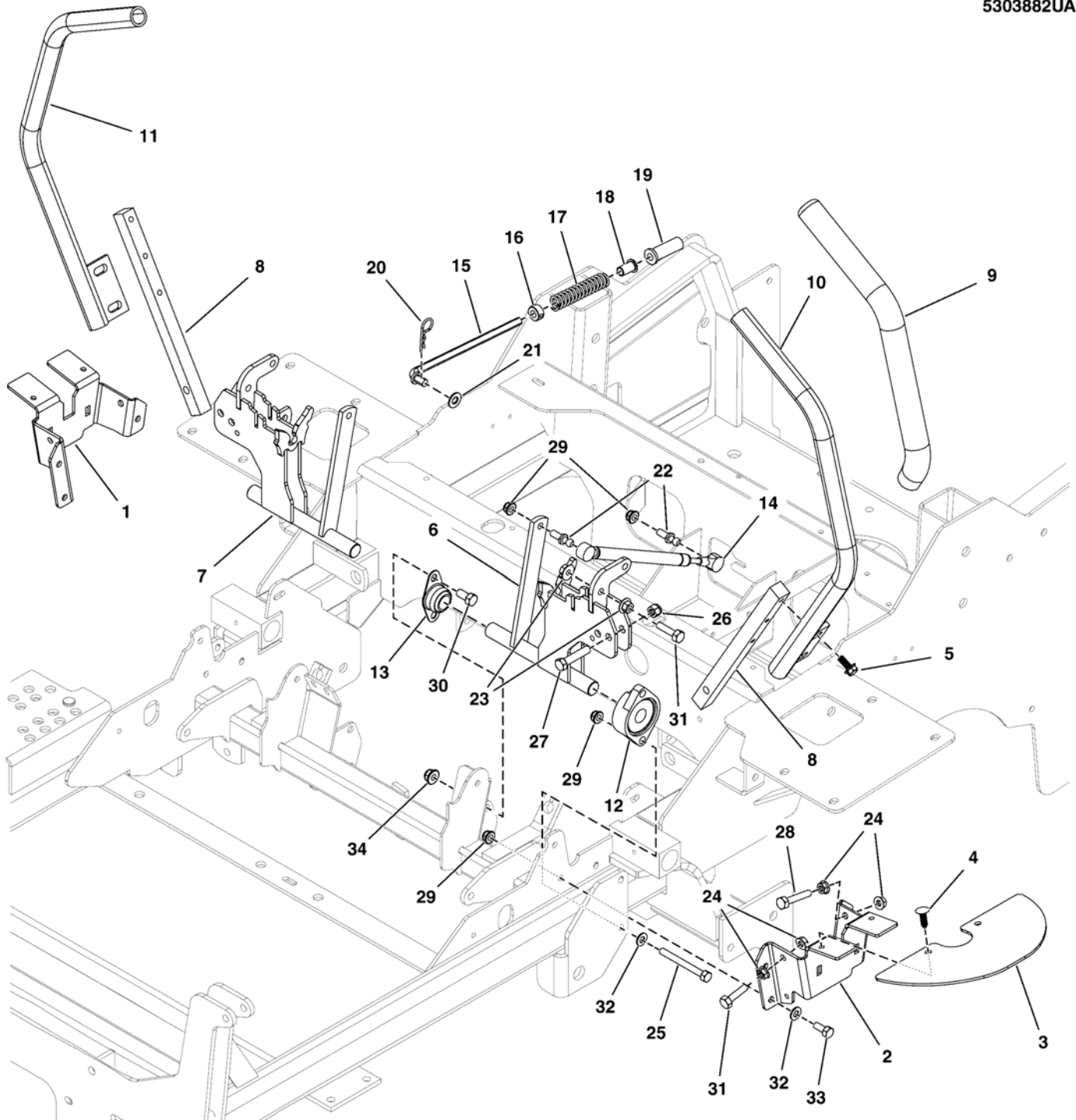
The above parts group applies to the following Mfg. Nos.:

5901568 5901574
5901571 5901575
5901567 5901579
5901569
5901570
5901573

Motion Control Group - Handles & Dampeners

NOTE: Unless noted otherwise,
use the standard hardware torque
specification chart.

5303882UA



The above parts group applies to the following Mfg. Nos.:

5901568	5901574
5901571	5901575
5901567	5901579
5901569	
5901570	
5901573	

Motion Control Group - Handles & Dampeners

REF NO	PART NO.	QTY.	DESCRIPTION
1	5413036A	1	PLATE, NEUTRAL LOCK, RH - BLK
2	5413037A	1	PLATE, NEUTRAL LOCK, LH - BLK
3	5401248	2	GUARD, RUBBER MOTION CONTROL
4	5025431	4	PUSH RIVET (TREE TYPE), BLACK
5	80003531	4	SCREW, 5/16-18x0.750, GR5, WHIZ-LOCK, ZC
6	5415732A	1	WELD, CONTROL SHAFT, LOCKOUT, LH - BLK
7	5415733A	1	WELD, CONTROL SHAFT, LOCKOUT, RH - BLK
8	5103106A	2	MOUNT, CONTROL ARM - BLK
9	5104722	2	GRIP, FOAM, 1" ID, 16" LONG
10	5414427A	1	WELD,HANDLE MOTION CNTRL,16.5,1.0,LH,BLK
11	5414428A	1	WELD,HANDLE MOTION CNTRL,16.5,1.0,RH,BLK
12	5021499	2	BEARING, FLANGE
13	5021098	2	BEARING, 3/4" FLANGED, BRONZE
14	5100940	2	DAMPENER, CONTROL,#(P6709/P3610)
15	5100947	2	ROD, NEUTRAL RETURN, CZ
16	5010546	2	COLLAR, 3/8 SET
17	5022645	2	SPRING, REVERSE RETURN
18	5023260	2	BUSHING, FLANGE 3/8ID X 7/8 LONG
19	5104375	2	FLANGED BUSHING, 3/8IDX.63ODX.8125FL
20	5025210	2	PIN, HAIR, .0915 X 1-7/8
21	5025156	2	WASHER, 3/8 SAE
22	5101307	4	10MM BALL STUD, 5/16-18 X 3/4 THDS
23	5025139	4	NUT, 5/16-18 HEX SERRATED FLANGE (LARGE)
24	5025127	8	NUT, 5/16-18 HEX SERRATED FLANGE (SMALL)
25	5025011X24	4	BOLT, 5/16-18 X 3 GD5 CZ
26	5025096	4	NUT, 3/8-16 HEX NYLON LOCK
27	5025013X14	4	BOLT, 3/8-16 X 1-3/4 GD5 CZ
28	5025055X14	2	BOLT- 5/16-18 X 1-3/4 GD5 TFL
29	5025392	12	NUT, 5/16-18 HEX NYLOCK FLANGE
30	5025013X6	6	BOLT, 3/8-16 X 3/4 GD5 CZ
31	5025055X10	4	BOLT, 5/16-18 X 1.25" GD 5 TFL
32	5025155	10	WASHER, 5/16 SAE
33	5025011X6	6	BOLT, 5/16-18 X 3/4 GD5 CZ
34	5025394	4	NUT, 3/8-16 HEX NYLOCK FLANGE

Footnotes

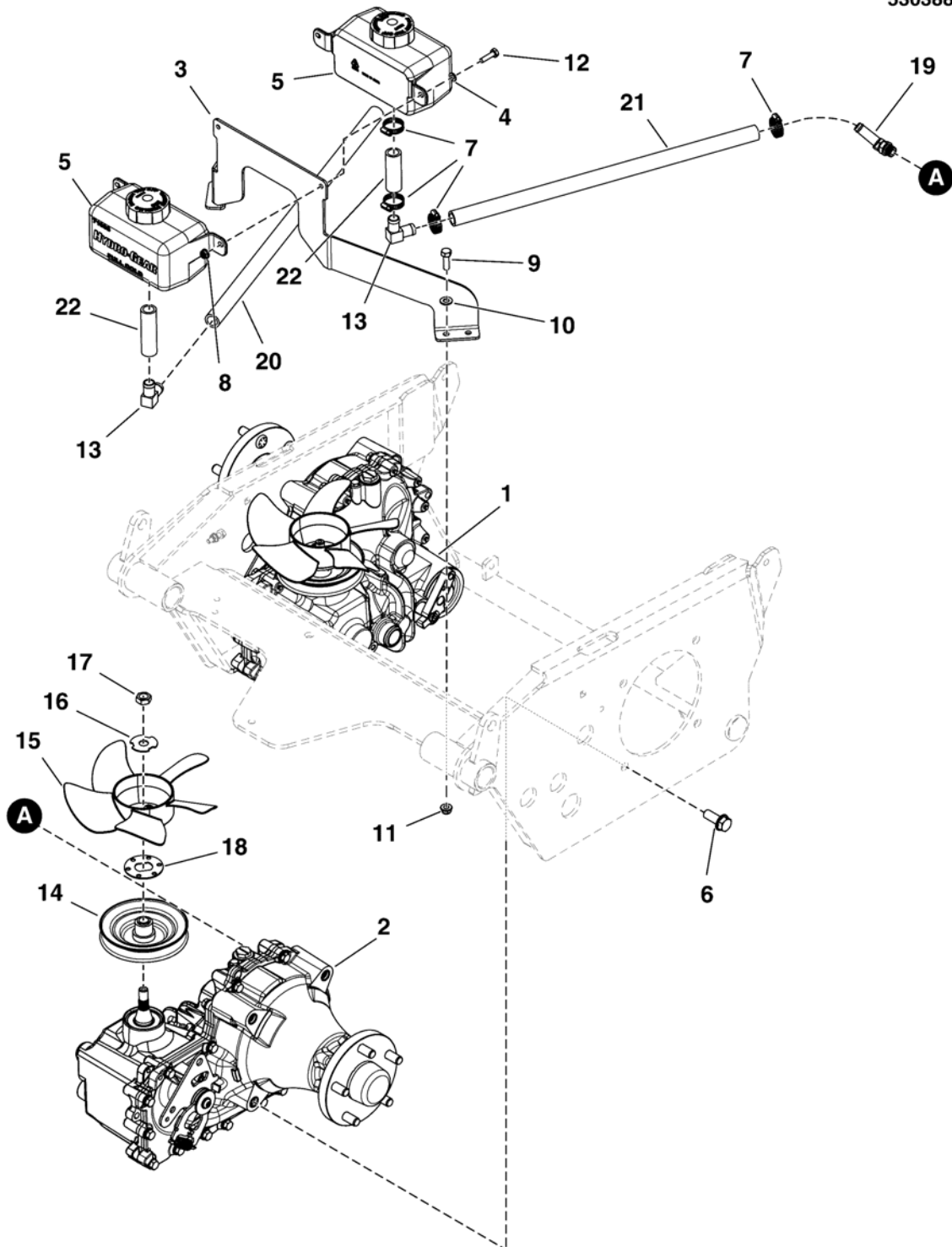
The above parts group applies to the following Mfg. Nos.:

5901568 5901574
5901571 5901575
5901567 5901579
5901569
5901570
5901573

Hydraulic Group

NOTE: Unless noted otherwise,
use the standard hardware torque
specification chart.

5303883



The above parts group applies to the following Mfg. Nos.:

- | | |
|---------|---------|
| 5901568 | 5901574 |
| 5901571 | 5901575 |
| 5901567 | 5901579 |
| 5901569 | |
| 5901570 | |
| 5901573 | |

Hydraulic Group

REF NO	PART NO.	QTY.	DESCRIPTION
1	5103963	1	ZT-5400, LONG AXLE, RH, 1015-1057R
2	5103964	1	ZT-5400, LONG AXLE, LH, 1015-1057L
3	5416042A	1	PLATE, RESERVOIR MOUNT - BLK
4	5025154	2	WASHER, 1/4 SAE
5	5101998	2	HYDRO TANK, HYDRO-GEAR 71938, 1 LITER
6	5025535	8	BOLT, 1/2-13 X 1-1/4, SF, PLT W/PATCH
7	5021164	8	CLAMP, #10 HOSE, STAINLESS
8	5025391	2	NUT, 1/4-20 HEX NYLOCK FLANGE
9	5025011X8	4	BOLT, 5/16-18 X 1 GD5 CZ
10	5025155	4	WASHER, 5/16 SAE
11	5025392	4	NUT, 5/16-18 HEX NYLOCK FLANGE
12	5025010X8	2	BOLT, 1/4-20 X 1 GD5 CZ
13	5023119	2	FITTING, 90 DEG, 5/8
14	5102873	2	PULLEY, ZT5400 (53179)
15	5102874	2	FAN, ZT5400
16	5102914	2	WASHER, ZT5400, SLOTTED
17	5102916	2	NUT, ZT5400
18	5102917	2	SPACER, ANTI ROTATE, ZT5400
19	5103923	2	FITTING, 45, 5/8 TUBE TO 7/8-14 O-RING
20	5050933X23P5	1	HOSE, 5/8, PUSH-LOCK, 23.50
21	5050933X20P5	1	HOSE, 5/8, PUSH-LOCK, 20.50
22	5050933X2P5	2	HOSE, 5/8, PUSH-LOCK, 2.5

Footnotes

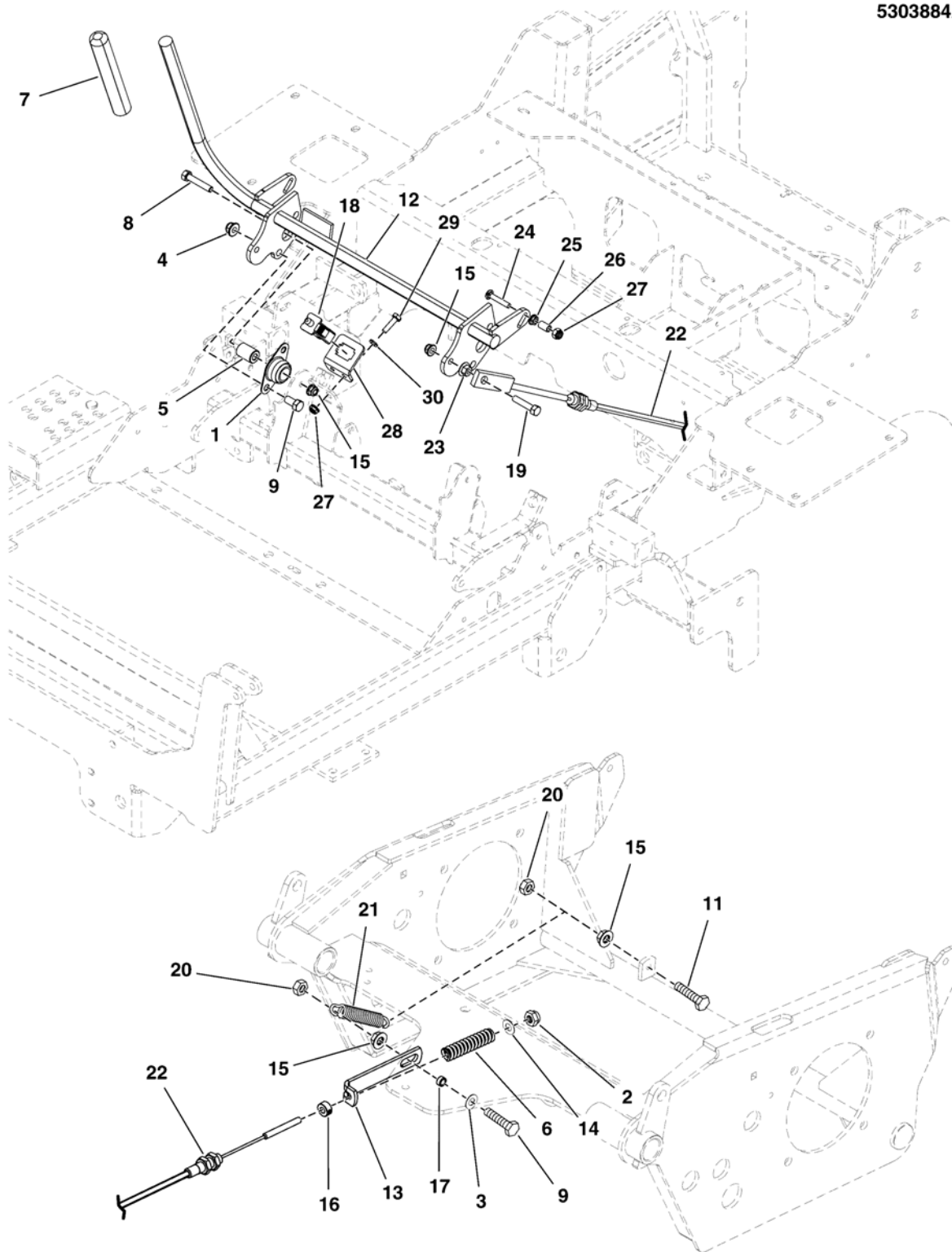
The above parts group applies to the following Mfg. Nos.:

5901568 5901574
5901571 5901575
5901567 5901579
5901569
5901570
5901573

Parking Brake Group

NOTE: Unless noted otherwise, use the standard hardware torque specification chart.

5303884A



The above parts group applies to the following Mfg. Nos.:

5901568	5901574
5901571	5901575
5901567	5901579
5901569	
5901570	
5901573	

Parking Brake Group

REF NO	PART NO.	QTY.	DESCRIPTION
1	5021098	2	BEARING, 3/4" FLANGED, BRONZE
2	5025045	2	NUT, 5/16-24 HEX NYLON LOCK
3	5025155	2	WASHER, 5/16 SAE
4	5025394	4	NUT, 3/8-16 HEX NYLOCK FLANGE
5	5042134	2	SPACER, .32 X .75 X 1.06, PM
6	5100385	2	SPRING, COMP. 1/2 ID X .140 WIRE X 3.25
7	5101038	1	GRIP, FOAM, 3/4 ID X 6 X .187
8	5025011X14	4	BOLT, 5/16-18 X 1-3/4 GD5 CZ
9	5025013X6	4	BOLT, 3/8-16 X 3/4 GD5 CZ
10	5025127	2	NUT, 5/16-18 HEX SERRATED FLANGE (SMALL)
11	5025011X10	3	BOLT, 5/16-18 X 1-1/4 GD5 CZ
12	5415423A	1	WELD, BRAKE SHAFT, LOCKOUT, 21" - BLK
13	5411363A	2	LINK, BRAKE LOCK - BLK
14	5025337	2	WASHER, 5/16 USS
15	5025392	8	NUT, 5/16-18 HEX NYLOCK FLANGE
16	5020047	2	COLLAR, 5/16 SET
17	5102463	2	SPACER, .33 X .50 X .25, PM, CZ
18	7022886	1	SWITCH, DP NO/NC SNAP-IN
19	5025011X12	2	BOLT, 5/16-18 X 1-1/2 GD5 CZ
20	80003675	4	NUT, 5/16-18, HEX, CNTR LK,ZINC PHOS/OIL
21	5103969	2	SPRING, EXTENSION, .521 X 4.12, BLACK
22	5104235	2	CABLE, PARKING BRAKE, 32"
23	5025139	2	NUT, 5/16-18 HEX SERRATED FLANGE (LARGE)
24	80003564	2	BOLT, 1/4-20 X 1.500, GR5, SQ, ZINC/CLEA
25	5025126	1	NUT, 1/4-20 HEX SERR. FLANGE
26	5041483	2	SPACER, .25 X .38 X .63, CZ
27	5025095	4	NUT, 1/4-20 HEX NYLON LOCK
28	5415932A	1	TAB, SWITCH PLATE, BOLT-ON - BLK
29	5025010X6	2	BOLT, 1/4-20 X 3/4 GD5 CZ
30	5025154	2	WASHER, 1/4 SAE

Footnotes

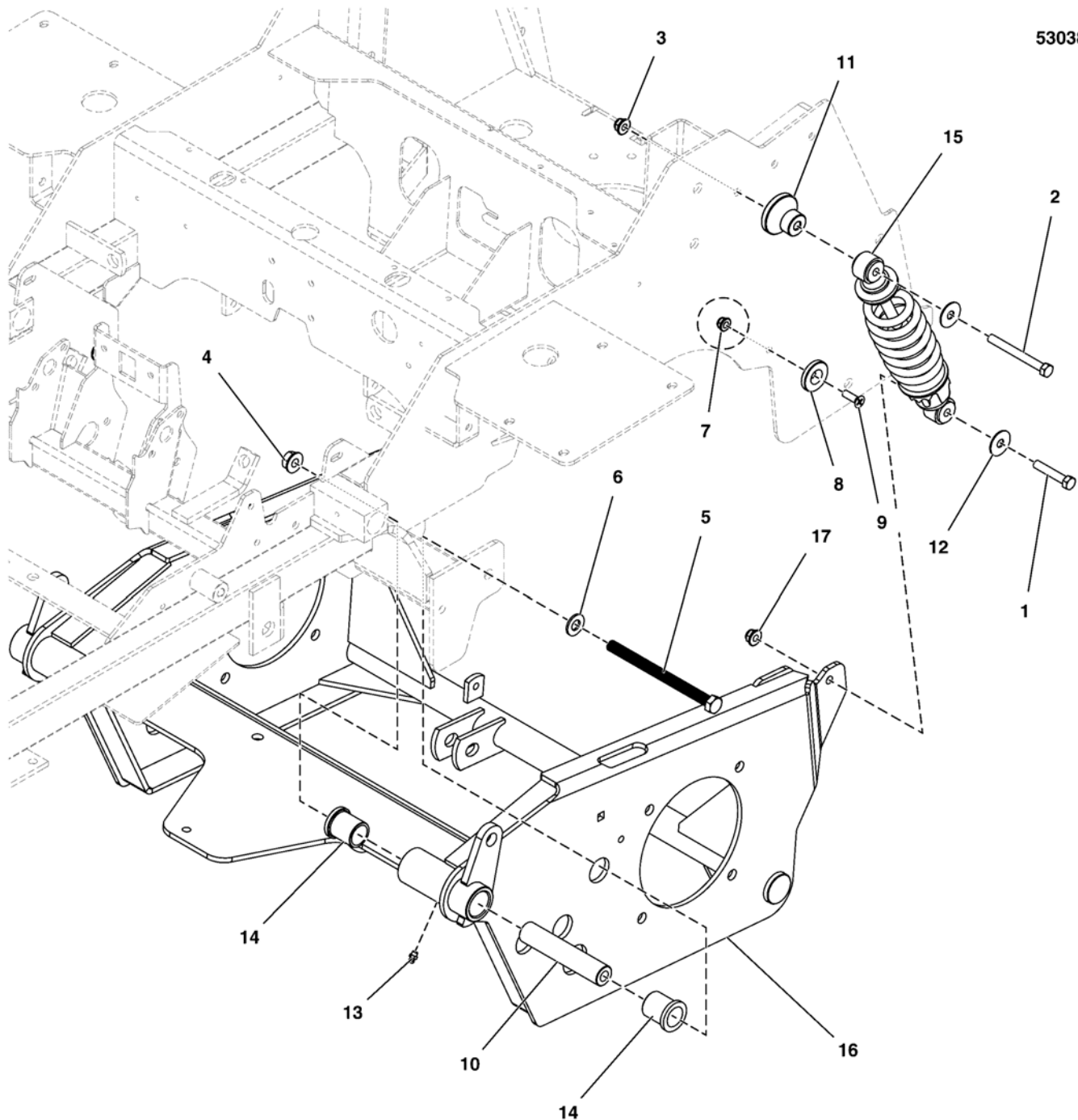
The above parts group applies to the following Mfg. Nos.:

5901568 5901574
 5901571 5901575
 5901567 5901579
 5901569
 5901570
 5901573

Rear Suspension Group

NOTE: Unless noted otherwise,
use the standard hardware torque
specification chart.

5303885



The above parts group applies to the following Mfg. Nos.:

5901568	5901574
5901571	5901575
5901567	5901579
5901569	
5901570	
5901573	

Rear Suspension Group

REF NO	PART NO.	QTY.	DESCRIPTION
1	5025013X16	2	BOLT, 3/8-16 X 2 GD5 YZ
2	5025013X28	2	BOLT, 3/8-16 X 3-1/2 GD5 CZ
3	5025100	2	NUT, 3/8-16 HEX SIDE LOCK
4	5025396	2	NUT, 1/2-13 HEX NYLOCK FLANGE
5	5025488X52	2	BOLT, 1/2-13 X 6-1/2 GD8, YZ
6	5025158	2	WASHER, 1/2 SAE
7	5025392	2	NUT, 5/16-18 HEX NYLOCK FLANGE
8	5102701	2	SPACER, .34 X 1.54 X .25, PL
9	5025594	2	SCREW, 5/16-18X1, PHILLIPS HD. BZ
10	5100194	2	SPACER, .52 X 1.00 X 5.00
11	5104704	2	SPACER, .39 X 2.00 X 1.35, PM
12	5025165	4	WASHER-3/8 FENDER
13	5020095	2	GREASE FITTING, 1/4-28 STRAIGHT
14	5021541	4	BUSHING, FLANGE
15	5104060	2	SHOCK / SPRING ASSEMBLY, OE22376
16	5413016B	1	WELD, TRANSMISSION CARRIAGE, IS3200 -RED
17	5025394	2	NUT, 3/8-16 HEX NYLOCK FLANGE

Footnotes

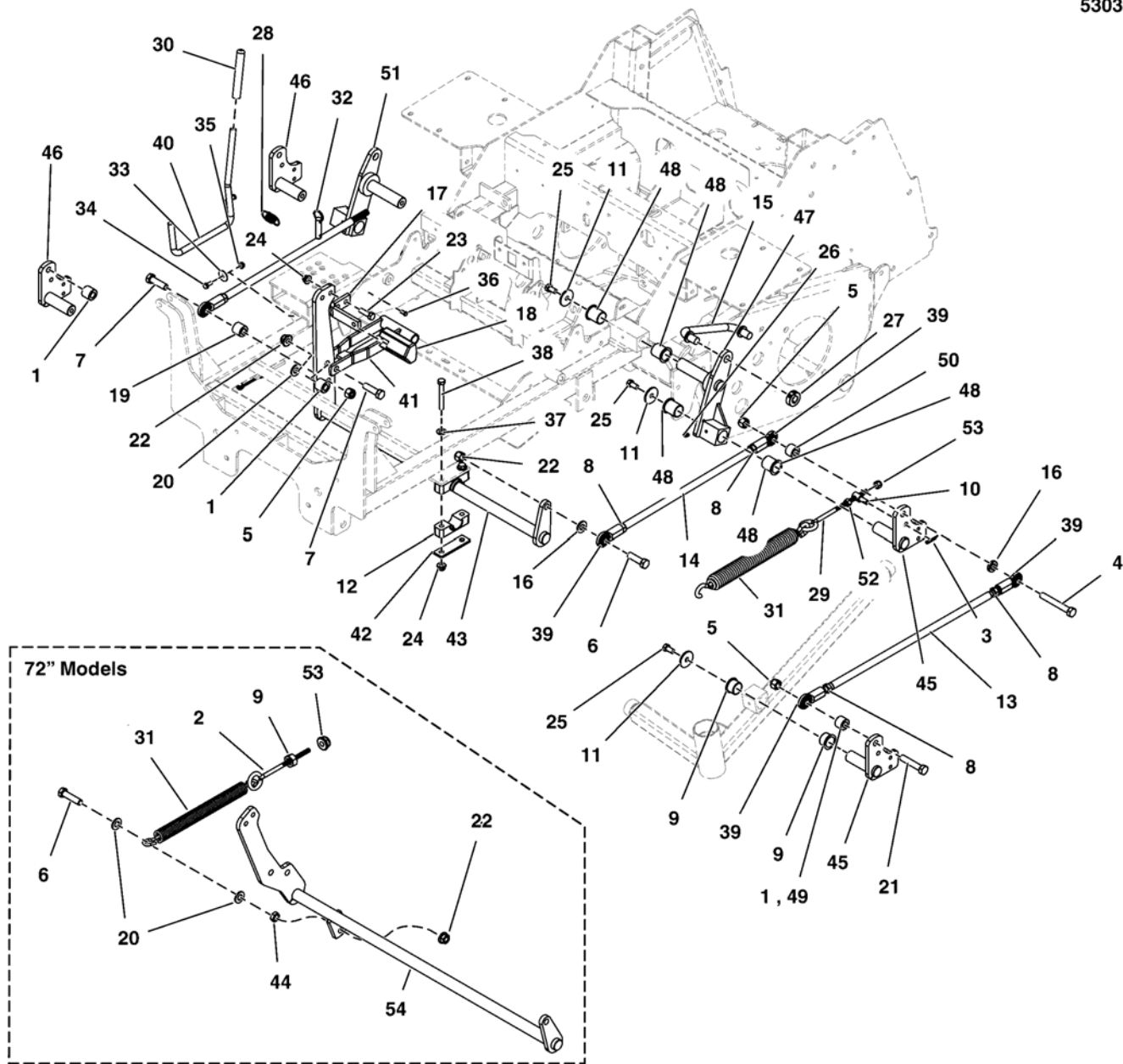
The above parts group applies to the following Mfg. Nos.:

5901568 5901574
5901571 5901575
5901567 5901579
5901569
5901570
5901573

Deck Lift Group

NOTE: Unless noted otherwise, use the standard hardware torque specification chart.

5303886B
5303958B



The above parts group applies to the following Mfg. Nos.:

- | | |
|---------|---------|
| 5901568 | 5901574 |
| 5901571 | 5901575 |
| 5901567 | 5901579 |
| 5901569 | |
| 5901570 | |
| 5901573 | |

Deck Lift Group

REF NO	PART NO.	QTY.	DESCRIPTION
1	5045178	2	SPACER, .52 X 1.00 X .75, CZ (Qty: 3 - 72" Models)
2	5023497	1	EYE BOLT, 3/8-16 X 5, 2.88THRD, 1EYE, CZ (72" Models)
3	5025203X6	2	PIN, COTTER, 1/8 X 3/4
4	5025017X24	2	BOLT, 1/2-13 X 3 GD5 CZ
5	5025056	4	NUT, 1/2-13 HEX NYLON LOCK
6	5025017X16	1	BOLT, 1/2-13 X 2 GD5 CZ (Qty: 2 - 72" Models)
7	5025017X20	2	BOLT, 1/2-13 X 2-1/2 GD5 CZ
8	5025089	8	NUT, 1/2-20 HEX JAM
9	5025128	1	NUT, 3/8-16 HEX SERRATED FLANGE (72" Models)
10	5100380	2	ADJUSTER, DECK HANGER
11	5100548	6	WASHER, .390 X 1.50 X .109, CZ
12	5100634	4	PIVOT BLOCK, PLASTIC
13	5103710	2	ROD, DECK LIFT, EXTERNAL THRD, 20.63
14	5104475	2	BAR, DECK LIFT, 17.75"
15	5103703	2	ROD, SUSPENSION LINK, IS700, CZ
16	5100520	3	SPACER, .52 X 1.00 X .22, PM, CZ
17	5061569A	1	PEDAL, FOOT - BLK
18	5104262	1	PEDAL, RUBBER
19	5044673	1	SPACER, .52 X 1.00 X .88, PM, CZ
20	5025158	3	WASHER, 1/2 SAE (Qty: 5 - 72" Models)
21	5025017X22	2	BOLT, 1/2-13 X 2-3/4 GD5 CZ
22	5025396	3	NUT, 1/2-13 HEX NYLOCK FLANGE (Qty: 4 - 72" Models)
23	5025013X10	2	BOLT, 3/8-16 X 1-1/4 GD5 CZ
24	5025394	6	NUT, 3/8-16 HEX NYLOCK FLANGE (Qty: 7 - 72" Models)
25	5025443	6	BOLT, 3/8-16 X 3/4, PLT W/PATCH
26	5020095	8	GREASE FITTING, 1/4-28 STRAIGHT
27	5020441	4	COLLAR, 5/8 SPLIT
28	5010213	1	SPRING-EXT, .740 ODX2.025LGX.072WR, BLK
29	5021811	2	EYE BOLT, 3/8-16 X 8, 3THRD, 1EYE, CZ
30	5021880	1	GRIP, FOAM, .475 X 4.35 X .095
31	5023392	2	SPRING-EXT, 1.393 ODX13.25LGX.218WR, BLK (Qty: 3 - 72" Models)
32	5023498	1	PIN, HITCH, 1/2 X 2.00 OAL, YP
33	5025288	2	WASHER, 1/4 FENDER
34	5025010X5	2	BOLT-1/4-20 X 5/8 GD5 CZ
35	5025391	2	NUT, 1/4-20 HEX NYLOCK FLANGE
36	5025212X4	1	PIN, CLEVIS, 1/4 X 1/2, PLATED
37	5025156	8	WASHER, 3/8 SAE
38	5025013X22	4	BOLT, 3/8-16 X 2-3/4 GD5 CZ
39	1702779	8	JOINT-BALL .500-20 THD .500ID, CLR ZINC
40	5410317A	1	WELD, ROD DECK LIFT, IS700 - BLK
41	5410315A	1	WELD, DECK HEIGHT LINK, IS700 - BLACK

Footnotes

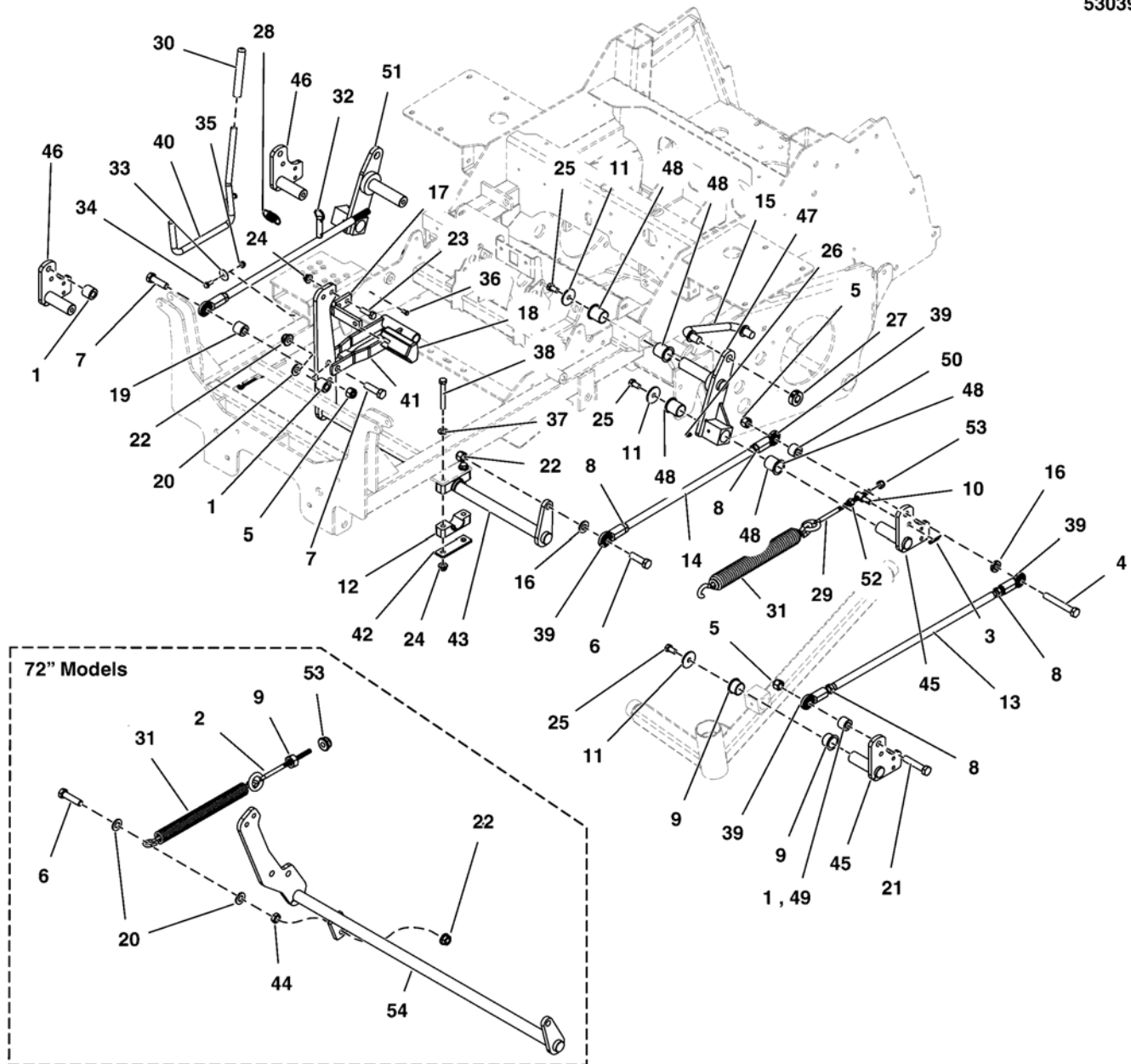
The above parts group applies to the following Mfg. Nos.:

5901568 5901574
 5901571 5901575
 5901567 5901579
 5901569
 5901570
 5901573

Deck Lift Group

NOTE: Unless noted otherwise,
use the standard hardware torque
specification chart.

5303886B
5303958B



The above parts group applies to the following Mfg. Nos.:

5901568	5901574
5901571	5901575
5901567	5901579
5901569	
5901570	
5901573	

Deck Lift Group

REF NO	PART NO.	QTY.	DESCRIPTION
42	5403925A	2	PLATE, PIVOT BLOCK SUPPORT - BLK
43	5412678B	1	WELD, DECK LIFT SHAFT - RED (61) (61" Models)
44	5025301	1	NUT, 1/2-13 HEX JAM (72" Models)
45	5413901B	2	WELD, DECK LIFT, LEVER, LH - RED
46	5413902B	2	WELD, DECK LIFT, LEVER, RH - RED
47	5401664A	1	WELD, REAR LIFT - LH - BLK
48	5023343	12	BUSHING, 1.00 X 1.13 X 1.38, PLASTIC
49	5049777	1	SPACER, .52 X 1.00 X 1.00 (61" Models)
50	5045023	2	SPACER, .52 X 1.00 X .44, CZ
51	5401665A	1	WELD, REAR LIFT - RH - BLK
52	5025034	2	NUT, 3/8-16 HEX
53	5025096	2	NUT, 3/8-16 HEX NYLON LOCK
54	5413565B	1	WELD, DECK LIFT SHAFT, 72 (72" Models)

Footnotes

The above parts group applies to the following Mfg. Nos.:

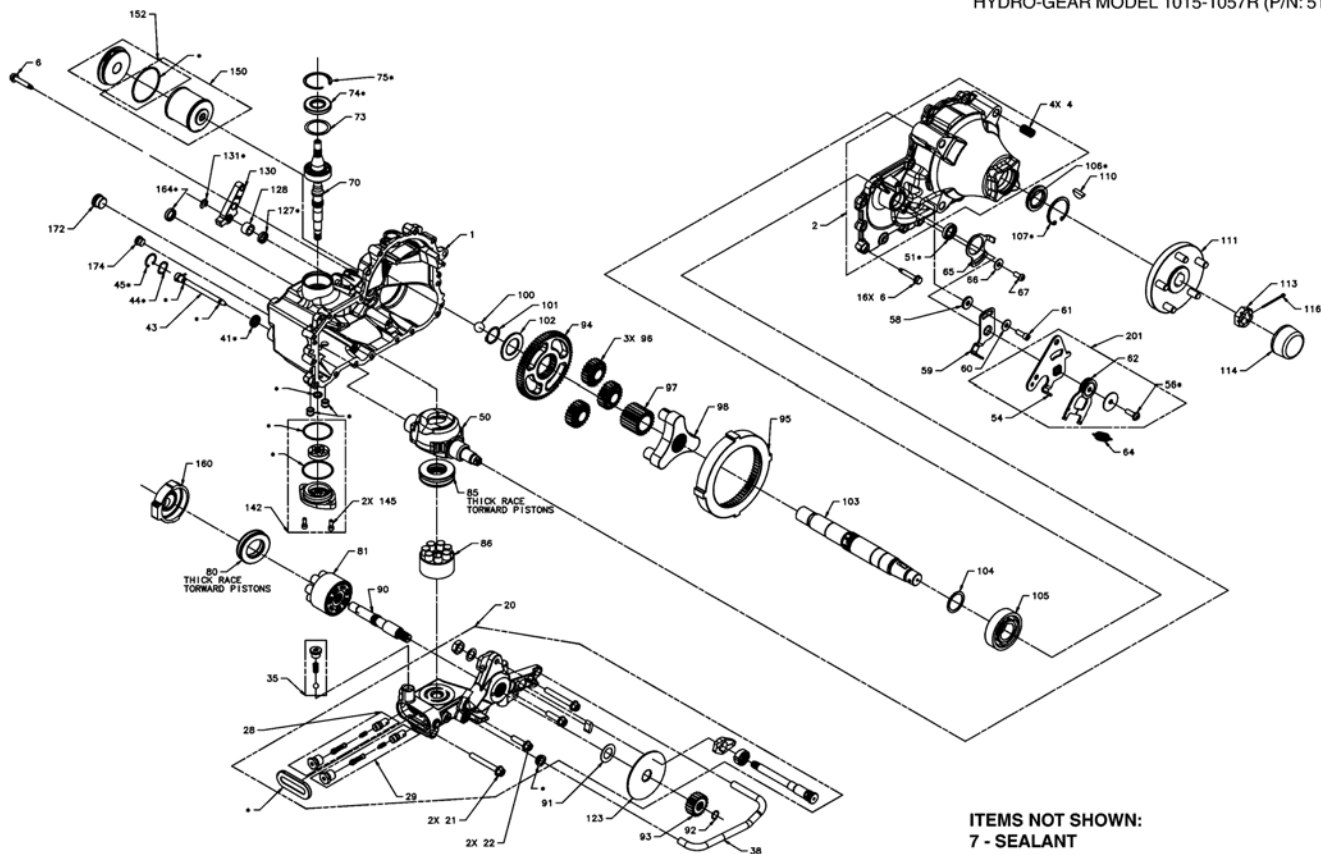
5901568 5901574
5901571 5901575
5901567 5901579
5901569
5901570
5901573

Transaxle SERVICE PARTS - ZT5400

NOTE: Unless noted otherwise,
use the standard hardware torque
specification chart.

HYDRO-GEAR MODEL 1015-1014L (P/N: 5101988)

- HYDRO-GEAR MODEL 1015-1014R (P/N: 5101987)
- HYDRO-GEAR MODEL 1015-1017L (P/N: 5102254)
- HYDRO-GEAR MODEL 1015-1017R (P/N: 5102253)
- HYDRO-GEAR MODEL 1015-1024L (P/N: 5102870)
- HYDRO-GEAR MODEL 1015-1024R (P/N: 5102871)
- HYDRO-GEAR MODEL 1015-1057L (P/N: 5103964)
- HYDRO-GEAR MODEL 1015-1057R (P/N: 5103963)



ITEMS NOT SHOWN:
7 - SEALANT
8 - OIL (20W50)
200 - SEAL KIT (*) PARTS INCLUDED IN SEAL KIT

The above parts group applies to the following Mfg. Nos.:

- 5901568 5901574
- 5901571 5901575
- 5901567 5901579
- 5901569
- 5901570
- 5901573

Transaxle SERVICE PARTS - ZT5400

REF NO	PART NO.	QTY.	DESCRIPTION
114	5101987X5	1	AXLE CAP, ZT5400 (Hydro-Gear P/N 53724)
150	5101987X2	1	KIT, FILTER (Hydro-Gear P/N 71943)
200	5101987X4	1	KIT, SEAL, ZT5400 (Hydro-Gear P/N 71945)
51	5104385X6	1	KIT, CONTROL ARM SEAL (Hydro-Gear P/N 52989)
70	5101987X8	1	KIT, INPUT SHAFT (BEARING AND SHAFT ONLY) (Hydro-Gear P/N 71941)
74	5101987X7	1	KIT, INPUT SEAL (Hydro-Gear P/N 51280)
111	5101987X6	1	ASSM, HUB, STANDARD AXLE TRANSMISSIONS (ZT5400) (Hydro-Gear P/N 72039)
111	5102253X1	1	ASSM, HUB, LONG AXLE TRANSMISSIONS (ZT5400) (Hydro-Gear P/N 72102)
106	5104385X5	1	KIT, AXLE SEAL (Hydro-Gear P/N 53008)

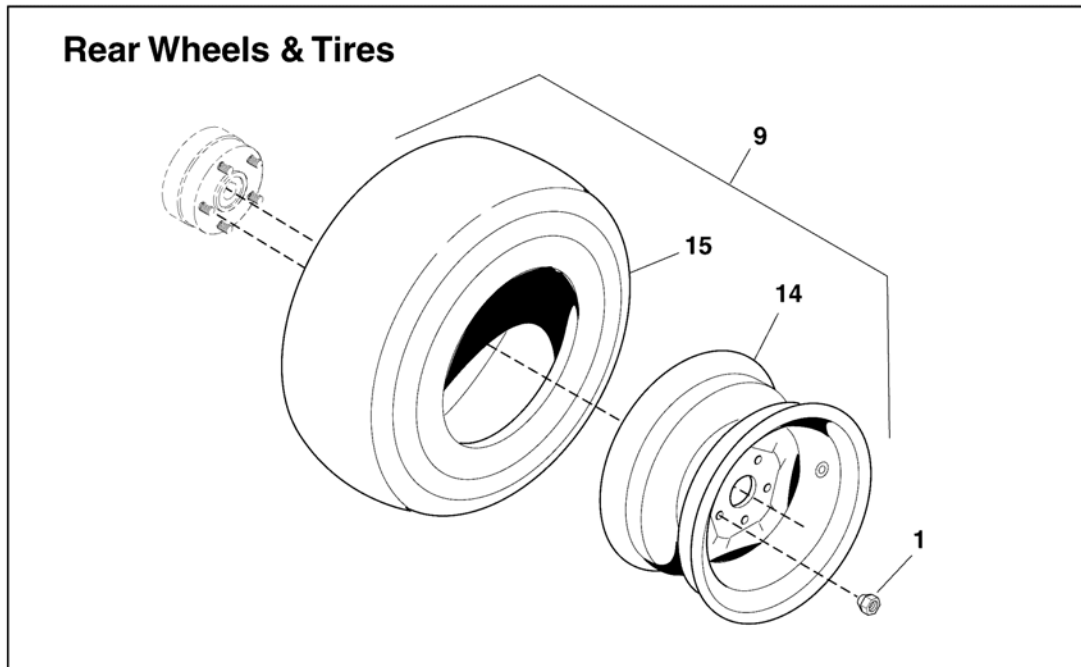
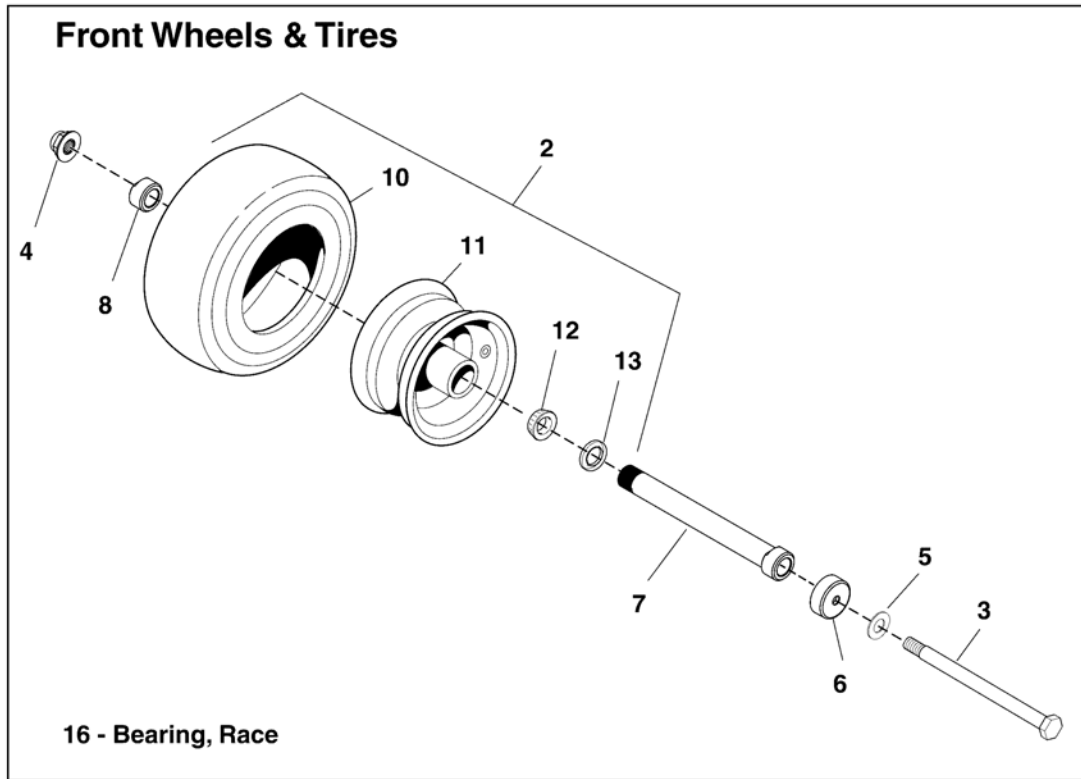
Footnotes

The above parts group applies to the following Mfg. Nos.:

5901568 5901574
5901571 5901575
5901567 5901579
5901569
5901570
5901573

Wheel & Tire Group

NOTE: Unless noted otherwise,
use the standard hardware torque
specification chart.



The above parts group applies to the following Mfg. Nos.:

5901568 5901574
5901571 5901575
5901567 5901579
5901569
5901570
5901573

Wheel & Tire Group

REF NO	PART NO.	QTY.	DESCRIPTION
1	5020601	10	NUT, 1/2-20, FOR WHEEL BOLT SILVER
2	5023136	2	TIRE ASSM, 13 X 6.5 - 6, PNE / TB
3	5025017X72	2	BOLT, 1/2-13 X 9 GD5 CZ
4	5025396	2	NUT, 1/2-13 HEX NYLOCK FLANGE
5	5025158	2	WASHER, 1/2 SAE
6	5103594	4	DEBRIS, COVER, CASTER WHEELS
7	5103649	2	BEARING ADJUSTER, SPACER, 7.062 LG
8	5103650	2	NUT, BEARING ADJUSTER, AXLE
9	5104380	2	TIRE/WHEEL ASM, 26X12.00-12, TURF SMART
10	5022577	2	TIRE, FRONT, 13 X 6.5 X 6 (SV)
11	5023136X1	2	WHEEL ASSEMBLY, FOR 13 X 6.5 X 6 TIRES (INCLUDES BEARING AND SEALS)
12	5022631SX2	4	BEARING, TAPERED ROLLER (SV) (2 per tire)
13	5022631SX3	4	GREASE SEAL (SV) (2 per tire)
14	5104380X1	2	WHEEL, 12 X 9.5, SOLD, 4.063" OFFSET (SV)
15	5104380X2	2	TIRE, TURF SMART, 26X12.00-12 4 PLY (SV)
16	5022631SX4	2	BEARING, RACE (SV) (Not illustrated)

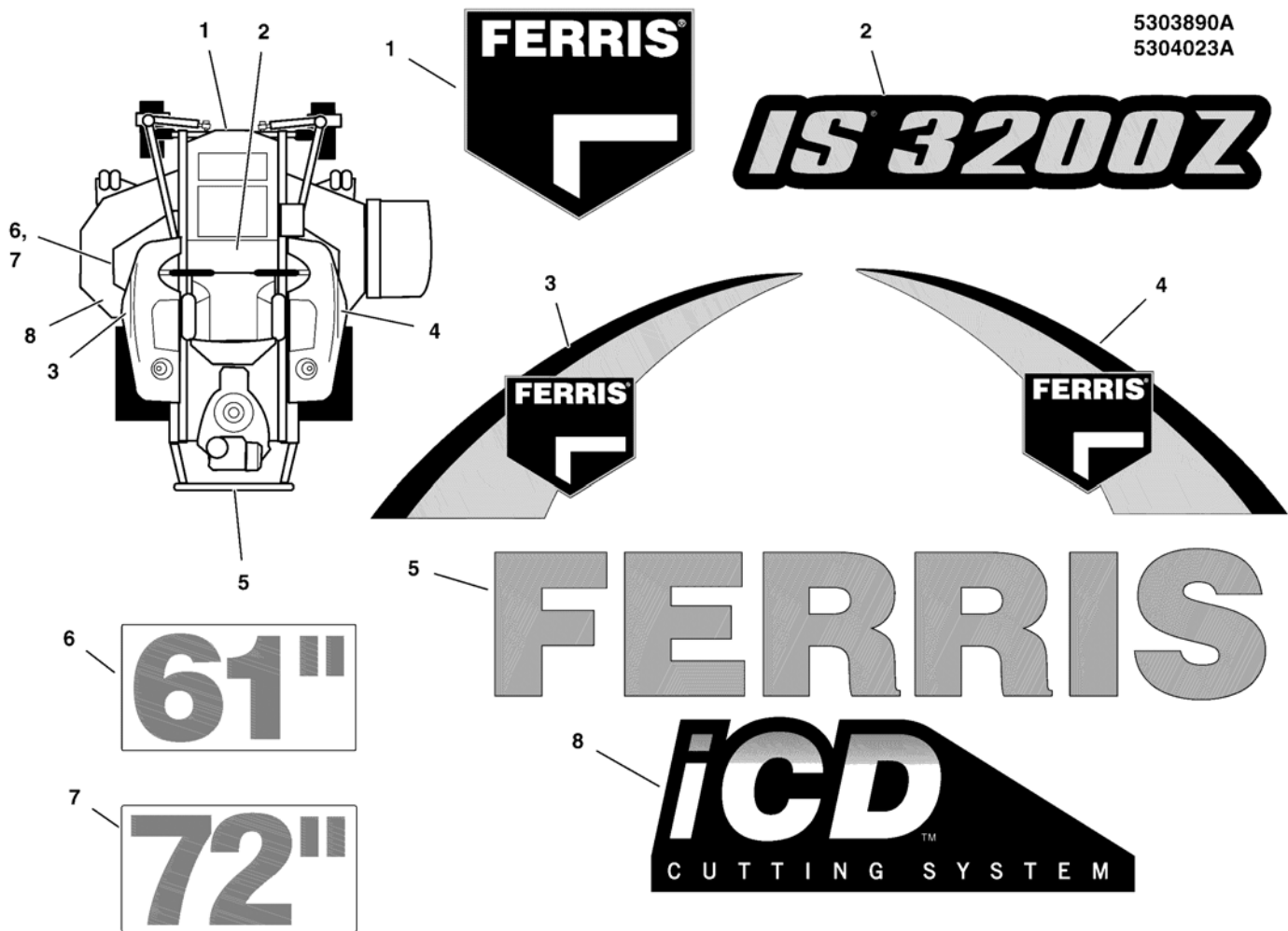
Footnotes

The above parts group applies to the following Mfg. Nos.:

5901568 5901574
5901571 5901575
5901567 5901579
5901569
5901570
5901573

Decal Group - Brand & Model

NOTE: Unless noted otherwise,
use the standard hardware torque
specification chart.



The above parts group applies to the following Mfg. Nos.:

- 5901568 5901574
- 5901571 5901575
- 5901567 5901579
- 5901569
- 5901570
- 5901573

Decal Group - Brand & Model

REF NO	PART NO.	QTY.	DESCRIPTION
1	5104756	1	DECAL, FERRIS LOGO, SMALL
2	5104758	1	DECAL, MODEL, IS3200Z
3	5104751	1	DECAL, TANK, MED, LH, FERRIS
4	5104752	1	DECAL, TANK, MED, RH, FERRIS
5	5103799	1	DECAL, FERRIS, 2.23" X 11.39"
6	5022813	1	DECAL, 61 (61" Models Only)
7	5022814	1	DECAL, 72 (72" Models Only)
8	5102210	1	DECAL, iCD CUTTING SYSTEM

Footnotes

The above parts group applies to the following Mfg. Nos.:

5901568 5901574
5901571 5901575
5901567 5901579
5901569
5901570
5901573

Decal Group - Safety & Operation (USA Models)

NOTE: Unless noted otherwise, use the standard hardware torque specification chart.

5304898

1 - Main decal area containing:

- WARNING** Avoid serious injury or death. Read operator's manual before using the product. Do NOT operate the machine unless you are trained. Know the location and function of all controls. Know safety devices (brakes, shields, switches, etc.) in place and working. Release blades that could be thrown by the blade. Be sure blades and engine are stopped before leaving handle or foot pedals. When leaving machine, shut off, remove key and set parking brake.
- Fire Hazard** Gasoline is flammable. Debris is combustible. Allow engine to cool for at least 3 minutes before refueling. Keep and cleared of debris. This equipment may create sparks that can start fires around dry vegetation. A spark arrester may be required. Contact local fire agencies for requirements relating to fire prevention requirements.
- Amputation hazard** Rotating blades cut off arms and legs. Stop the mower when driver or child are near. Do not carry ropes (especially cables) seen with the blades off. They may fall off or return to another side when you are not expecting it. Look down behind and to the side before changing blades.
- Loss of control and roll-over hazard** Operating on slopes can be hazardous and cause loss of control and roll-overs. Avoid sudden turns or rapid speed changes. Reduce speed and use extreme caution on slopes. Do not operate on slopes over 15 degrees. If machine slips forward motion or a slope, stop the handle and back slowly off the slope.
- Water, retaining walls and drop-off hazards** Wheels dropping over edges may result in serious injury, death or drowning. Do NOT operate near water retaining walls or drop-offs. Use a minimum of two mower widths of clearance around these hazards.
- Wet or soft slope hazard** Wet or soft slopes can cause sliding and loss of control. Do NOT operate on slopes other than as listed. Do NOT operate on slopes other than as listed or after heavy rain.

2 - **WARNING** PINCH POINT To avoid injury from loaded spring, read operator's manual before removing spring.

3 - **DANGER** Amputation and thrown objects hazard. Keep hands and feet away from deck. Do not operate mower unless discharge chute or entire grass catcher is in its proper place.

4 - **WARNING** Amputation and Pinch Point Hazard To avoid injury from rotating parts, stay clear of parts and keep all shields and guards in place.

5 - The operator's manual is available in Spanish. La manual del operador está disponible en Español.

6 - **WARNING** Avoid serious injury or death from rollover. Do not operate without the rollbar installed and operational.

7 - Ignition System (Gasoline Models) This spark ignition system complies with Canadian standard ICES-002.

8 - **WARNING** AVOID SERIOUS INJURY OR DEATH FROM ROLL-OVER: Keep roll bar in the raised position and use seat belt. THERE IS NO ROLL-OVER PROTECTION WHEN THE ROLL BAR IS DOWN. Lower the roll bar only when necessary and NEVER remove it. Do NOT use seat belt when the roll bar is down. Raise the roll bar as soon as clearance permits. Do NOT jump off if mower tips. Read and follow all operating instructions and warnings in the operator's manual.

9 - **HYDRAULIC OIL RESERVOIR** USE SAE 20W-50 MOTOR OIL.

10 - **WARNING** LOW OVERHANGING OBSTACLES HAZARD Check for overhead clearances before driving under any objects. Do NOT allow roll bar to contact low overhanging obstacles, such as tree branches and guide wires.

11 - **WARNING** ROLL OVER PROTECTIVE STRUCTURE To maintain operator protection and roll bar certification: Replace a damaged roll bar; do NOT attempt to repair or modify. Any alteration of the roll bar must be approved by the manufacturer. DO NOT exceed the machine weight rating of the roll bar.

14 - **FACTORY-FILLED WITH 15W-50 Full-Synthetic MOTOR OIL**

15 - **Belts & Blades**

Tractor	
Pump Drive Belt	5104378
51" Mower	
Deck Drive Belt - Long LH	5104982
Deck Drive Belt - Short RH	5104780
Mower Blade	51017555
72" Mower	
Deck Drive Belt - Long LH	5105035
Deck Drive Belt - Short RH	5105036
Mower Blade	51022275

The above parts group applies to the following Mfg. Nos.:

- 5901568
- 5901571
- 5901567
- 5901570
- 5901574
- 5901575

Decal Group - Safety & Operation (USA Models)

REF NO	PART NO.	QTY.	DESCRIPTION
1	5103595	1	DECAL, MAIN SAFETY
2	5061245	2	DECAL, PINCH POINT
3	7101665	2	DECAL, DANGER DO NOT OPERATE W/O DEFLECT
4	5103184	1	DECAL, WARNING, HAND IN BELT, ENG ONLY
5	5103619	1	DECAL, MANUAL AVAIL IN SPANISH
6	5100683	2	DECAL, WARNING, ROLL BAR
7	5102090	1	DECAL, TRANSAXLE RELEASE, S200XT
8	5100342	1	DECAL, FUEL VALVE
9	5100280	1	DECAL, THROTTLE CONTROL
10	5104082	1	DECAL, WARNING, FOLDING ROPS
11	5100405	1	DECAL, WARNING, OVERHAND, ROPS
12	5048970	1	DECAL, IGNITION SWITCH
13	5100957	1	DECAL, HYDRAULIC OIL, 20W50 (Located on cross rail by hydraulic tanks)
14	383052	1	LABEL, OIL INFORMATION (Models w/ Remote Oil Tank Only)
15	5103720	1	DECAL, CUT HEIGHT, IS700/ZTS700
16	5105192	1	DECAL, BELT & BLADE IS3200Z 2BELT
17	5104083	1	DECAL, CAUTION, FOLDING ROPS

Footnotes

The above parts group applies to the following Mfg. Nos.:

5901568
5901571
5901567
5901570
5901574
5901575

Decal Group - Safety & Operation (Export Models)

NOTE: Unless noted otherwise, use the standard hardware torque specification chart.

5304898
5304900

Models with Remote Oil Tank

17

FACTORY-FILLED WITH 15W-50 Full-Synthetic VANGUARD OIL

HYDRAULIC OIL RESERVOIR

USE SAE 20W-50 MOTOR OIL

Belts & Blades	
Tractor	
Pump Drive Belt	5104378
61" Mower	
Deck Drive Belt - Long LH	5104982
Deck Drive Belt - Short RH	5104780
Mower Blade	5101755S
72" Mower	
Deck Drive Belt - Long LH	5105035
Deck Drive Belt - Short RH	5105036
Mower Blade	5102275S

The above parts group applies to the following Mfg. Nos.:

- 5901569
- 5901573
- 5901579

Decal Group - Safety & Operation (Export Models)

REF NO	PART NO.	QTY.	DESCRIPTION
1	5102627	1	DECAL, MAIN SAFETY, ANSI CE
2	5061246	2	DECAL, PINCH POINT, CE
3	5061042	1	DECAL, CE DANGER
4	7106109	2	DECAL, DISCHARGE SAFETY, EXPORT
5	5102628	1	DECAL, PARKING BRAKE SYMBOLS
6	5100685	2	DECAL, WARNING, ROLL BAR, CE
7	5102090	1	DECAL, TRANSAXLE RELEASE, S200XT
8	5100342	1	DECAL, FUEL VALVE
9	5100280	1	DECAL, THROTTLE CONTROL
10	5100536	1	DECAL, SAFETY, CE ROPS (SV)
11	5100537	1	DECAL, SAFETY, CE ROPS, OBS (SV)
12	5048970	1	DECAL, IGNITION SWITCH
13	5100957	1	DECAL, HYDRAULIC OIL, 20W50 (Located on cross rail by hydraulic tanks)
14	5105192	1	DECAL, BELT & BLADE IS3200Z 2BELT
15	5103720	1	DECAL, CUT HEIGHT, IS700/ZTS700
16	5102456	1	DECAL, FIRE ANSI EXPORT
17	383052	1	LABEL, OIL INFORMATION (Models w/ Remote Oil Tank Only)

Footnotes

The above parts group applies to the following Mfg. Nos.:

5901569

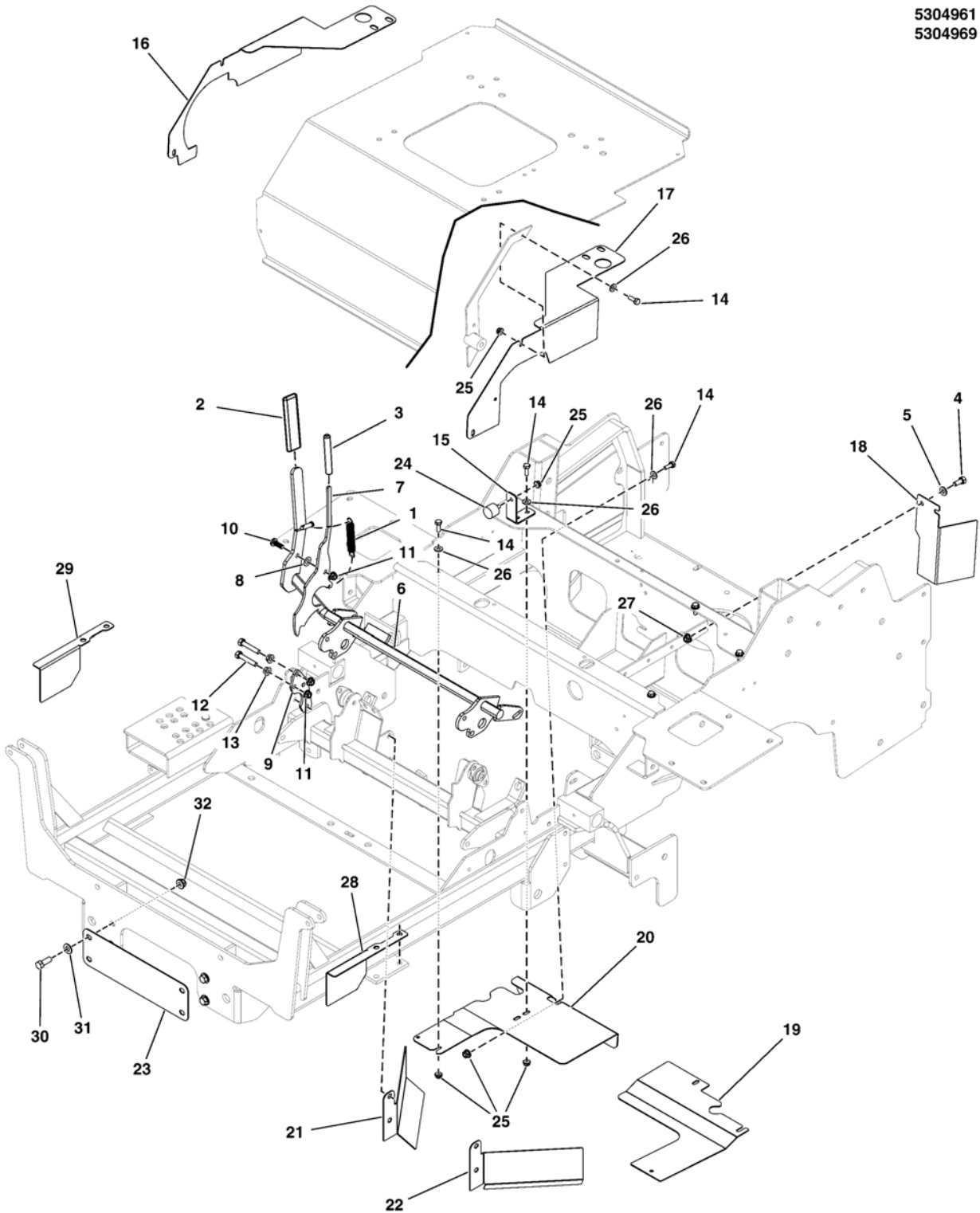
5901573

5901579

CE Guarding - Engine Compartment & Parking Brake

NOTE: Unless noted otherwise,
use the standard hardware torque
specification chart.

5304961
5304969



The above parts group applies to the following Mfg. Nos.:

5901579

CE Guarding - Engine Compartment & Parking Brake

REF NO	PART NO.	QTY.	DESCRIPTION
1	5020639	1	SPRING-EXT, .500 OD X 3.50 LG X .058 WR
2	5025510	1	GRIP, FOAM, 1/4 X 1 X 4.1
3	5023198	1	COVER, VINYL HANDLE
4	5025011X6	2	BOLT, 5/16-18 X 3/4 GD5 CZ
5	5025155	2	WASHER, 5/16 SAE
6	5416139A	1	WELD, HANDLE, BRAKE, IS3200 CE - BLK
7	5416148A	1	LEVER, BRAKE, IS3200CE - BLK
8	5023202	1	WASHER,WAVE,M10
9	5416146A	1	PLATE, PIVOT MNT, IS3200 CE - BLK
10	1960086	1	SCREW, TRUSS HD TORX DR5/16-18X0.875 BLK
11	5025392	3	NUT, 5/16-18 HEX NYLOCK FLANGE
12	5025011X14	2	BOLT, 5/16-18 X 1-3/4 GD5 CZ
13	5025127	2	NUT, 5/16-18 HEX SERRATED FLANGE (SMALL)
14	5025010X6	11	BOLT, 1/4-20 X 3/4 GD5 CZ
15	5414953A	1	PLATE, BRACKET, SEAT LOCK - BLK
16	5416166B	1	PLATE, GUARD, SEAT PLTFRM, RH 1S3200-RED
17	5416167B	1	PLATE, GUARD, SEAT PLTFRM, LH 1S3200-RED
18	5416300B	1	PLATE, GUARD, LH CE, IS3200 - RED
19	5416298B	1	PLATE, FAN GUARD, LH CE - RED
20	5416297B	1	PLATE, FAN GUARD, RH CE - RED
21	5416378B	1	PLATE, CRADLE BELT GUARD, RH - RED
22	5416379B	1	PLATE, CRADLE BELT GUARD, LH - RED
23	5416380B	1	PLATE, FRONT FRAME GUARD, IS3200 - RED
24	5022673	1	BUMPER, RUBBER 1/4-20
25	5025391	14	NUT, 1/4-20 HEX NYLOCK FLANGE
26	5025154	6	WASHER, 1/4 SAE
27	5025392	2	NUT, 5/16-18 HEX NYLOCK FLANGE
28	5416395B	1	PLATE, FRAME GUARD, RH - RED
29	5416396B	1	PLATE, FRAME GUARD, LH - RED
30	5025013X8	4	BOLT, 3/8-16 X 1 GD5 CZ
31	5025156	4	WASHER, 3/8 SAE
32	5025394	4	NUT, 3/8-16 HEX NYLOCK FLANGE

Footnotes

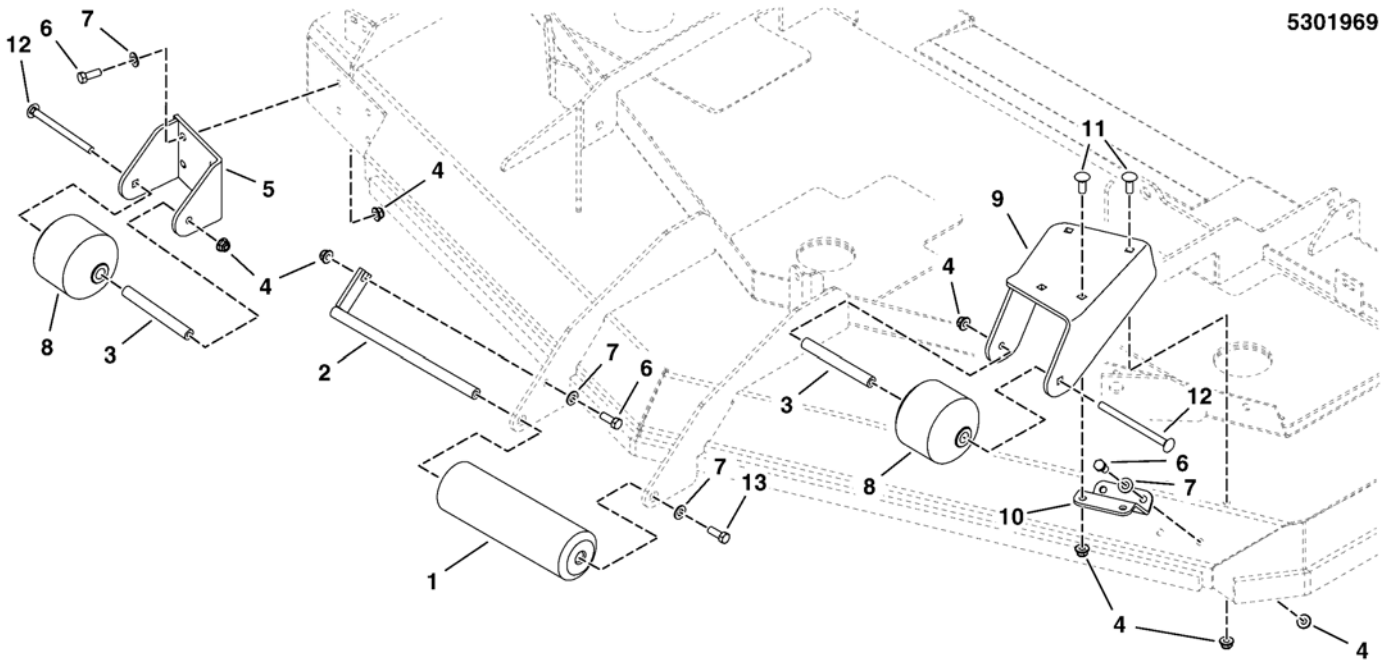
The above parts group applies to the following Mfg. Nos.:

5901579

61" Mower Deck Group - Rollers & Casters

NOTE: Unless noted otherwise,
use the standard hardware torque
specification chart.

5301969



The above parts group applies to the following Mfg. Nos.:

5901568
5901567
5901569
5901575

61" Mower Deck Group - Rollers & Casters

REF NO	PART NO.	QTY.	DESCRIPTION
1	5020785	1	ROLLER, DECK
2	5041655A	1	WELD, BRACKET, ROLLER PIN - BLK
3	5101971	2	SPACER, .38 X .63 X 4.31
4	5025394	13	NUT, 3/8-16 HEX NYLOCK FLANGE
5	5409705B	1	PLATE, BRACKET, ANTI-SCALP - RED
6	5025013X8	7	BOLT, 3/8-16 X 1 GD5 CZ
7	5025156	8	WASHER, 3/8 SAE
8	5022060	2	ROLLER, SMALL
9	5407765B	1	WELD, ANTI-SCALP BRACKET - RED
10	5407764B	1	PLATE, ANTI-SCALP SUPPORT - RED
11	80004566	4	BOLT, 3/8-16X1.00, RD SH SQ NK, GR 5, ZC/CL
12	5025146X44	2	BOLT, 3/8-16 X 5-1/2, CARRIAGE, GD5, CZ
13	5025013X10	1	BOLT, 3/8-16 X 1-1/4 GD5 CZ

Footnotes

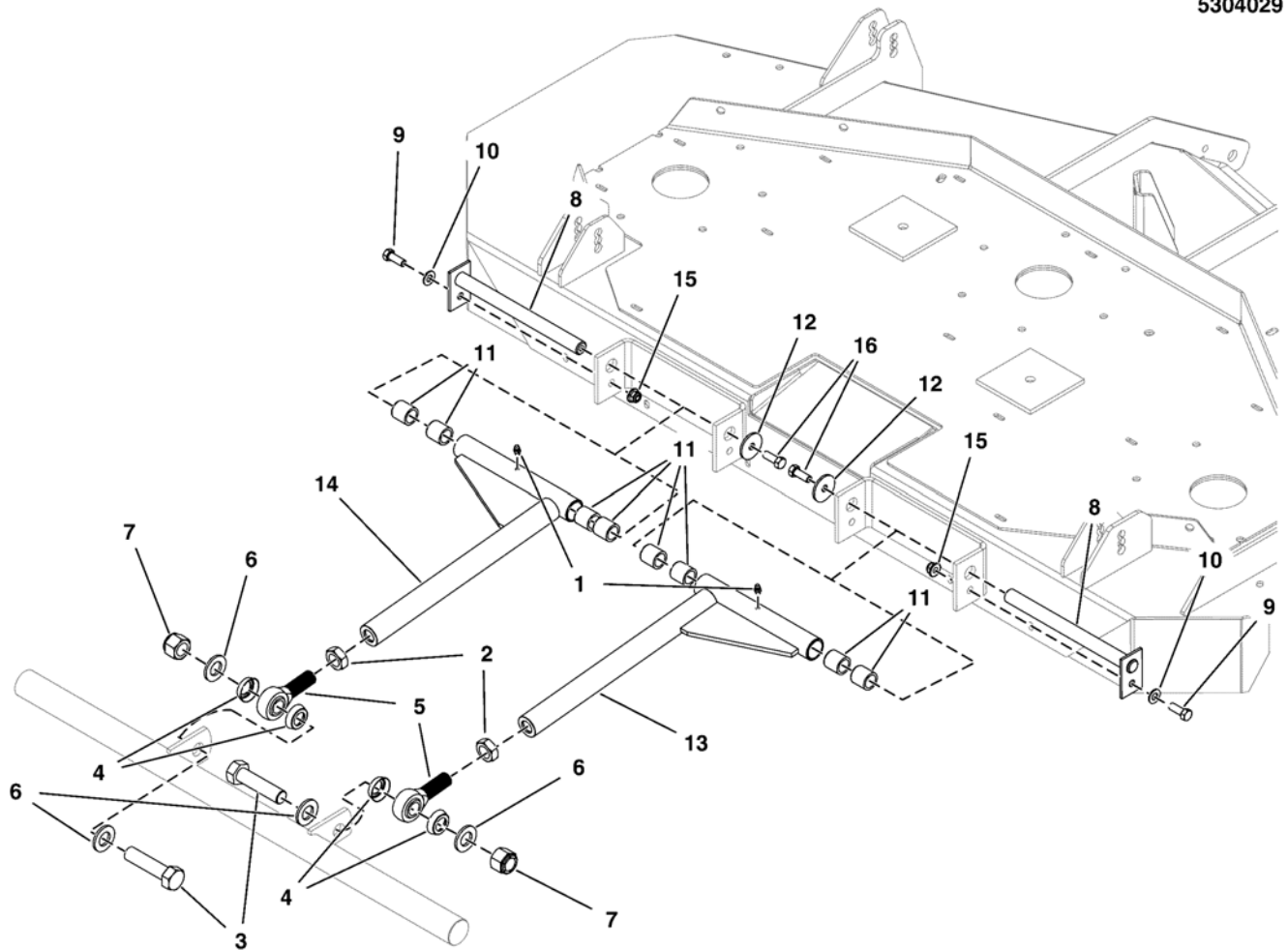
The above parts group applies to the following Mfg. Nos.:

5901568
5901567
5901569
5901575

61" & 72" Mower Deck Group - Pusher Bars

NOTE: Unless noted otherwise,
use the standard hardware torque
specification chart.

5304029



The above parts group applies to the following Mfg. Nos.:

5901568	5901575
5901571	5901572
5901567	5901580
5901569	
5901570	
5901574	

61" & 72" Mower Deck Group - Pusher Bars

REF NO	PART NO.	QTY.	DESCRIPTION
1	5020095	2	GREASE FITTING, 1/4-28 STRAIGHT
2	5025093	2	NUT, 3/4-16 HEX JAM
3	5025265X24	2	BOLT-3/4-16 X 3 GD8 CZ
4	5022111	4	SEAL, 3/4 ROD END
5	5022039	2	BALL JOINT, 3/4-16, MALE
6	5025160	4	WASHER, 3/4 SAE
7	5025284	2	NUT, 3/4-16 HEX NYLON LOCK
8	5045037A	2	WELD, DECK MOUNT SHAFT - BLK
9	5025013X8	2	BOLT, 3/8-16 X 1 GD5 CZ
10	5025156	2	WASHER, 3/8 SAE
11	5023344	8	BUSHING, .75 X 1.00 X 1.00, PLASTIC
12	5100548	2	WASHER, .390 X 1.50 X .109, CZ
13	5413366A	1	WELD, PUSHER BAR, IS3200Z, RH - BLK
14	5413368A	1	WELD, PUSHER BAR, IS3200Z, LH - BLK
15	5025394	2	NUT, 3/8-16 HEX NYLOCK FLANGE
16	5025443	2	BOLT, 3/8-16 X 3/4, PLT W/PATCH

Footnotes

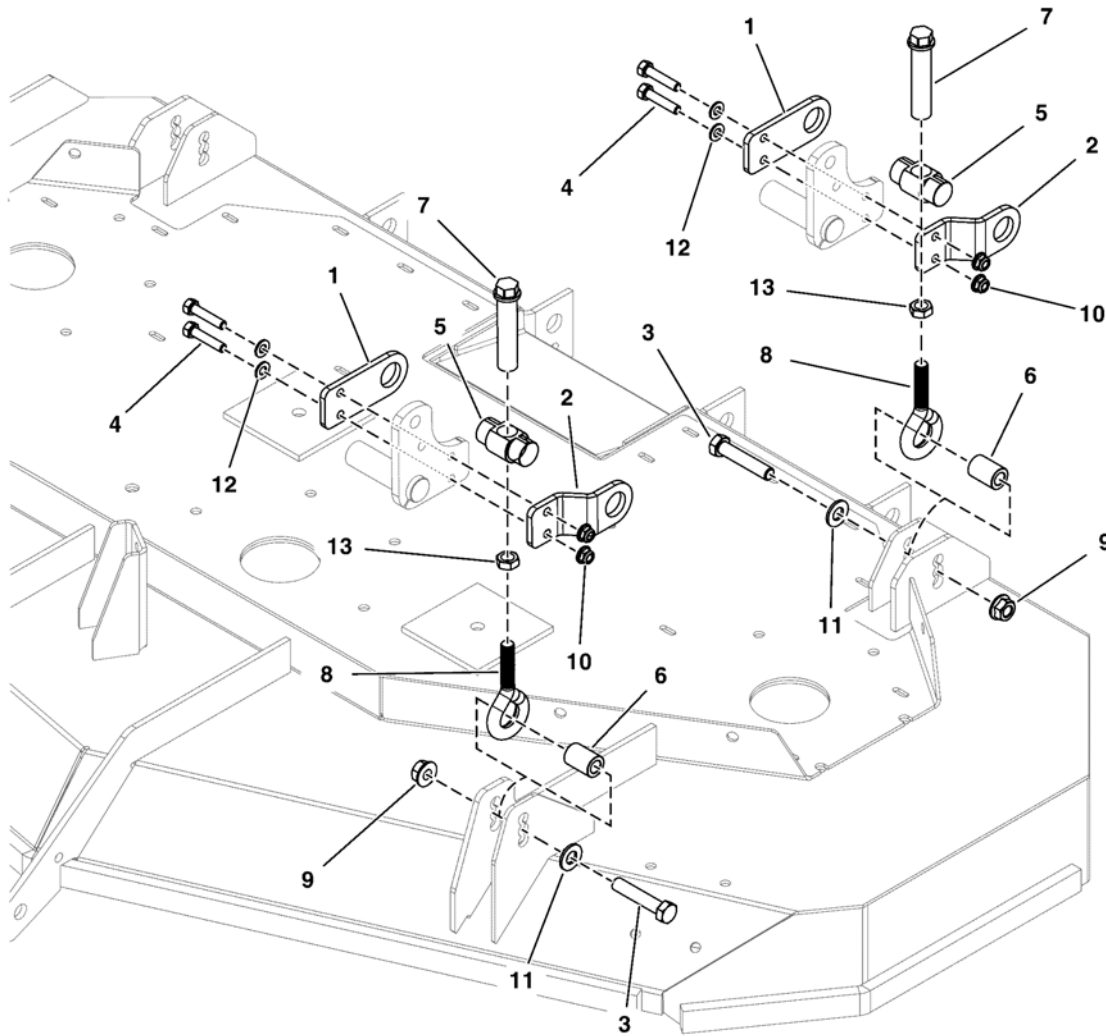
The above parts group applies to the following Mfg. Nos.:

5901568 5901575
5901571 5901572
5901567 5901580
5901569
5901570
5901574

61" & 72" Mower Deck Group - Deck Hangers

NOTE: Unless noted otherwise,
use the standard hardware torque
specification chart.

5303886C
5303958C



The above parts group applies to the following Mfg. Nos.:

5901568	5901575
5901571	5901572
5901567	5901580
5901569	
5901570	
5901574	

61" & 72" Mower Deck Group - Deck Hangers

REF NO	PART NO.	QTY.	DESCRIPTION
1	5413899A	4	BRACKET, INNER TRUNION MOUNT - BLK
2	5413900A	4	BRACKET, OUTER TRUNION MOUNT - BLK
3	5025017X20	4	BOLT, 1/2-13 X 2-1/2 GD5 CZ
4	5025013X12	8	BOLT, 3/8-16 X 1-1/2 GD5 CZ
5	5104238	4	PIVOT, DECK LIFT TRUNION, GREASABLE
6	5103054	4	SPACER, .52 X .87 X 1.25, CZ
7	5102664	4	ADJUSTER, DECK LIFT, CZ
8	5025615	4	EYE BOLT, 1/2-20X6", 2.5"THRD,
9	5025396	4	NUT, 1/2-13 HEX NYLOCK FLANGE
10	5025394	8	NUT, 3/8-16 HEX NYLOCK FLANGE
11	5025158	4	WASHER, 1/2 SAE
12	5025156	8	WASHER, 3/8 SAE
13	5025089	4	NUT, 1/2-20 HEX JAM

Footnotes

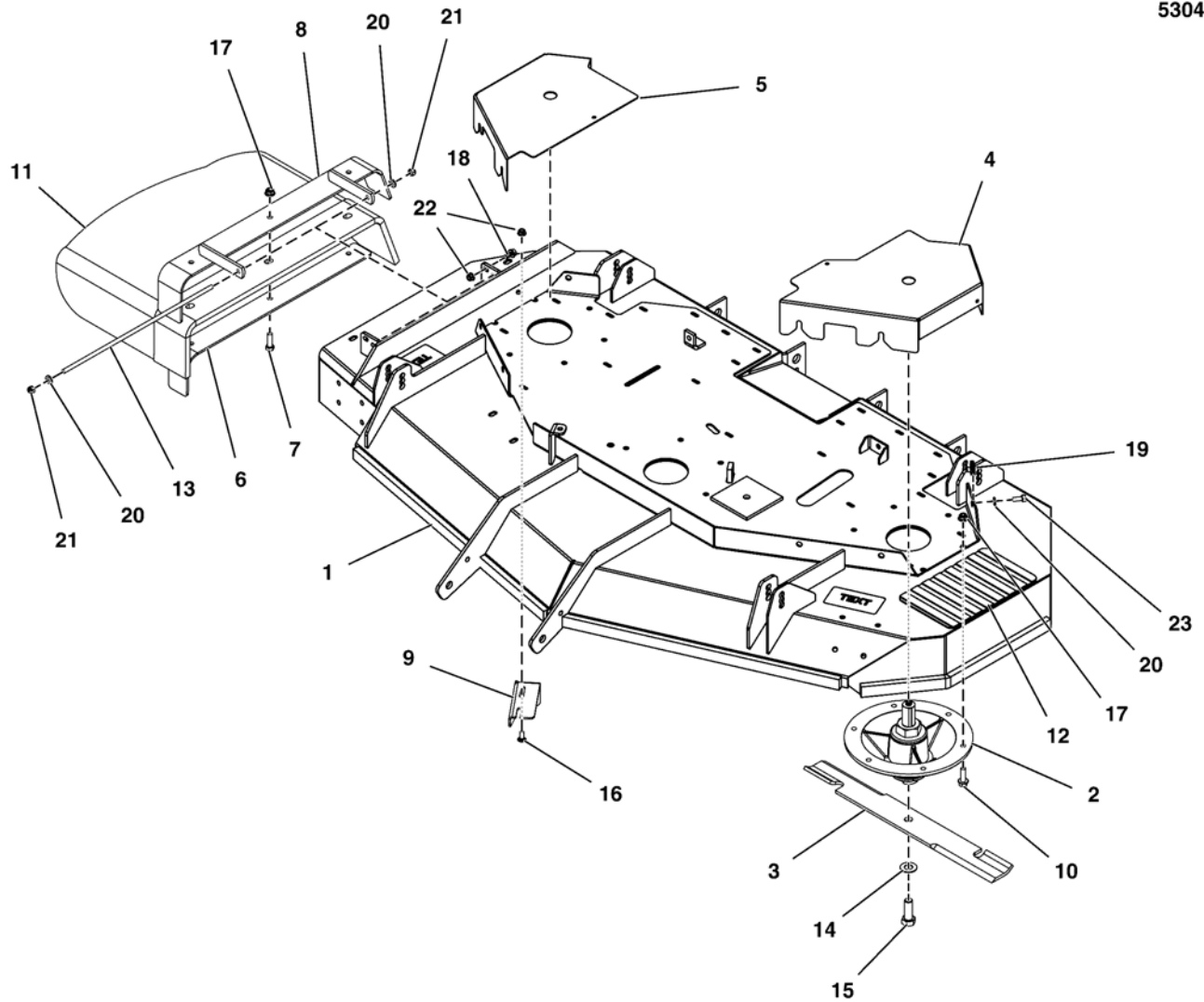
The above parts group applies to the following Mfg. Nos.:

5901568 5901575
5901571 5901572
5901567 5901580
5901569
5901570
5901574

61" Mower Deck Group - Housing, Covers, Spindles & Blades (2 Belt System)

NOTE: Unless noted otherwise,
use the standard hardware torque
specification chart.

5304618



The above parts group applies to the following Mfg. Nos.:

5901568
5901567
5901569
5901575

61" Mower Deck Group - Housing, Covers, Spindles & Blades (2 Belt System)

REF NO	PART NO.	QTY.	DESCRIPTION
1	5600980	1	DECK SHELL W/DECALS, 61, 3200Z (5414316B)
2	5413009	3	SPINDLE, ASSM, CAST IRON - 10.0
3	5101755S	1	BLADE SET, 61 DECK (3) (SV)(Set of 3 blades)
4	5413169B	1	GUARD, IS3200Z, LH 61" - RED
5	5415578B	1	GUARD, MOWER DECK, IS3200-61, RH - RED
6	5413385A	1	SUPPORT, DISCHARGE CHUTE - BLK
7	5025146X12	3	BOLT, 3/8-16 X 1-1/2, CARRIAGE, GD5, CZ
8	5413387A	1	WELD, MOUNT, DISCHARGE CHUTE - BLK
9	5401344A	1	PLATE, DEFLECTOR - BLK
10	5025390X10	18	BOLT, 3/8-16 X 1-1/4, FLANGE, GD 5, CZ (Torque to 30 ft. lbs. (41 Nm)
11	5413499	1	CHUTE, RUBBER DISCHARGE (5104442)
12	5101005	1	SAFETY WALK, 9.75 X 6.00
13	5061300	1	ROD, MOUNT, CHUTE 61, CZ
14	5025477	3	WASHER, BLADE BOLT, 9/16" F436, CZ
15	5025320X14	3	BOLT, 5/8-11 X 1-3/4 GD8 (Torque to 70 ft. lbs. (94 Nm)
16	5025145X6	2	BOLT, 5/16-18 X 3/4, CARRIAGE
17	5025394	21	NUT, 3/8-16 HEX NYLOCK FLANGE
18	5025011X6	7	BOLT, 5/16-18 X 3/4 GD5 CZ
19	5022308	6	BODY CLIP, 5/16-18-7GA MATERIAL
20	5025155	6	WASHER, 5/16 SAE
21	5025045	2	NUT, 5/16-24 HEX NYLON LOCK
22	5025392	3	NUT, 5/16-18 HEX NYLOCK FLANGE

Footnotes

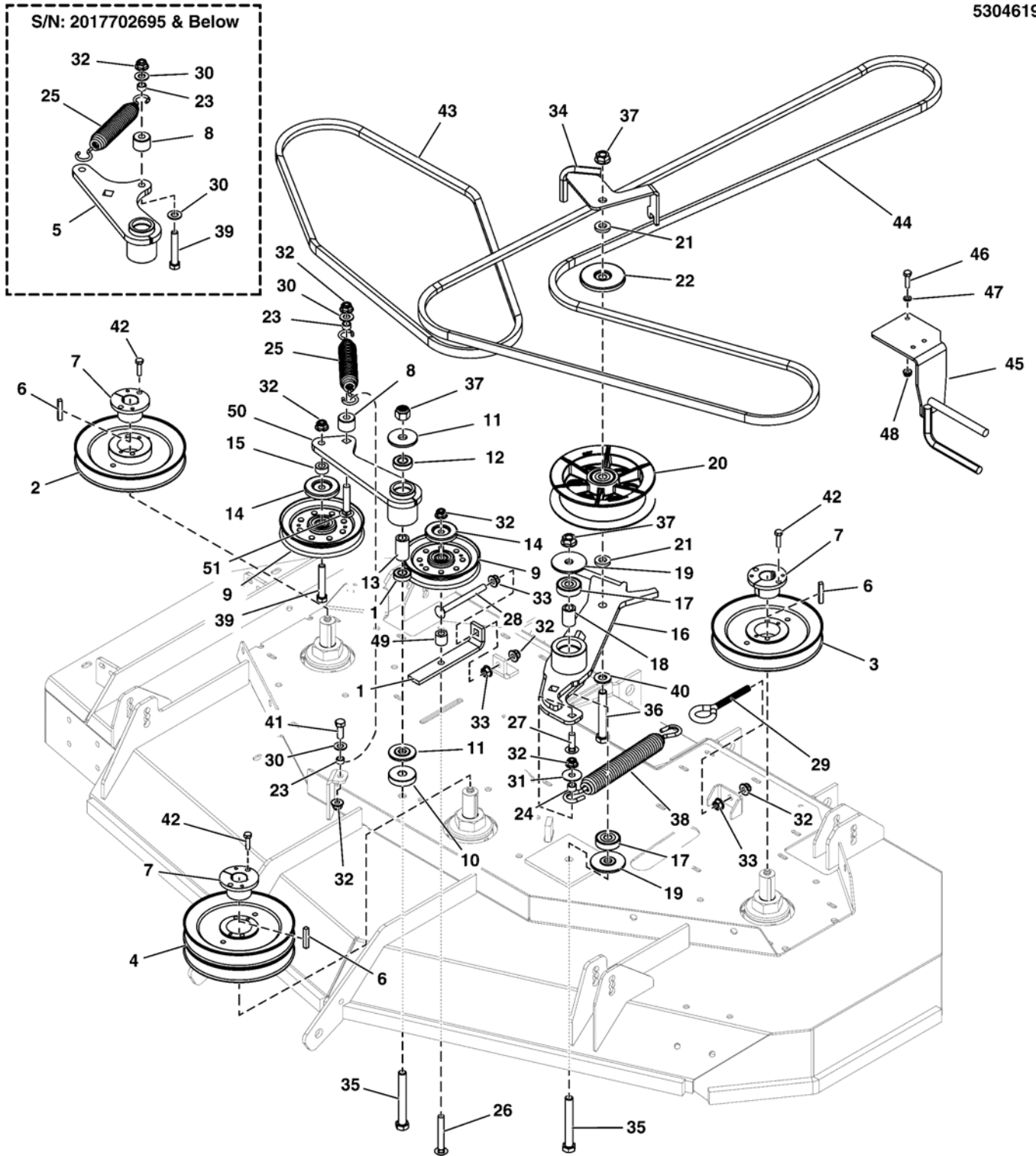
The above parts group applies to the following Mfg. Nos.:

5901568
5901567
5901569
5901575

61" Mower Deck Group - Pulleys, Belts & Idler Arms (2 Belt System)

NOTE: Unless noted otherwise, use the standard hardware torque specification chart.

5304619



The above parts group applies to the following Mfg. Nos.:

- 5901568
- 5901567
- 5901569
- 5901575

61" Mower Deck Group - Pulleys, Belts & Idler Arms (2 Belt System)

REF NO	PART NO.	QTY.	DESCRIPTION
1	5415374A	1	PLATE, IDLER PULLER - BLK
2	5105005	1	PULLEY, SPNDL, 7.032"OB, HQ BORE - RH
3	5105019	1	PULLEY, SPNDL, 7.032"OB, HQ BORE - LH
4	5105006	1	PULLEY, SPNDL, 7.032"OB-DBL, HQ BORE
5	--	1	* REPLACE W/ 5416161A & 5025146X16 (S/N: 2017702695 & Below)
6	5022726	3	KEY 1/4 SQ X 1 1/2 LONG
7	5020819	3	BUSHING, TAPERED HUB
8	5043815	1	SPACER, .39 X 1.00 X .75, CZ
9	5103456	2	PULLEY-IDLER-V, 4.85OB, .38ID
10	5105066	1	SPACER, .52 X 1.75 X .420, CZ
11	5103262	2	SPACER, IDLER ARM, 1/2, PM
12	7078243	2	BEARING, BALL, AXLE
13	5103812	1	SPACER, .52 X .84 X 1.53, PM
14	5105033	2	SHIELD, PULLEY, 3/8"ID X 2"OD, CZ
15	5044933	1	SPACER, .39 X .75 X .38, PM, CZ
16	5415997A	1	WELD, IDLER ARM, 2B DECK DRIVES - BLK
17	5104383	2	BEARING, 6203-1/2", SEALED
18	5104456	1	SPACER, .51 X .84 X 1.22, PM, CZ
19	5104379	2	SPACER, IDLER ARM, 1/2 X 2.25
20	5105009	1	PULLEY, IDLER, 5.50, CI, DBL BEARING
21	5100520	2	SPACER, .52 X 1.00 X .22, PM, CZ
22	5105041	1	SHIELD, PULLEY, 1/2"ID X 2-7/8"OD, CZ
23	5041930	2	SPACER, .38 X .50 X .27, CZ
24	5105297	1	SPACER, .39 X .63 X .375, DOM CZ
25	5022847	1	SPRING-EXT, 1.04 ODX6.935LGX.148WR, BLK
26	5025146X20	1	BOLT, 3/8-16 X 2-1/2, CARRIAGE, GD5, CZ
27	5025146X12	1	BOLT, 3/8-16 X 1-1/2, CARRIAGE, GD5, CZ
28	5025146X36	1	BOLT, 3/8-16 X 4-1/2, CARRIAGE, GD5, CZ
29	5023497	1	EYE BOLT, 3/8-16 X 5, 2.88THRD, 1EYE, CZ
30	5025156	2	WASHER, 3/8 SAE (Qty: 3 - S/N: 2017702695 & Below)
31	5025165	1	WASHER-3/8 FENDER
32	5025394	7	NUT, 3/8-16 HEX NYLOCK FLANGE
33	5025128	3	NUT, 3/8-16 HEX SERRATED FLANGE
34	5415996A	1	WELD, UPPER ARM GUIDE - BLK
35	5025017X32	2	BOLT, 1/2-13 X 4 GD5 CZ
36	5025017X28	1	BOLT, 1/2-13 X 3-1/2 GD5 CZ
37	5025396	3	NUT, 1/2-13 HEX NYLOCK FLANGE
38	5105068	1	SPRING, EXT1.22"ODX10.5"FLX.192"WIRE BLK
39	5025013X18	1	BOLT, 3/8-16 X 2-1/4 GD5 CZ (Qty: 2 - S/N: 2017702695 & Below)
40	5025158	1	WASHER, 1/2 SAE
41	5025013X8	1	BOLT, 3/8-16 X 1 GD5 CZ

Footnotes

* After updating set coil-to-coil spring length to 6-3/8" ± 1/8"

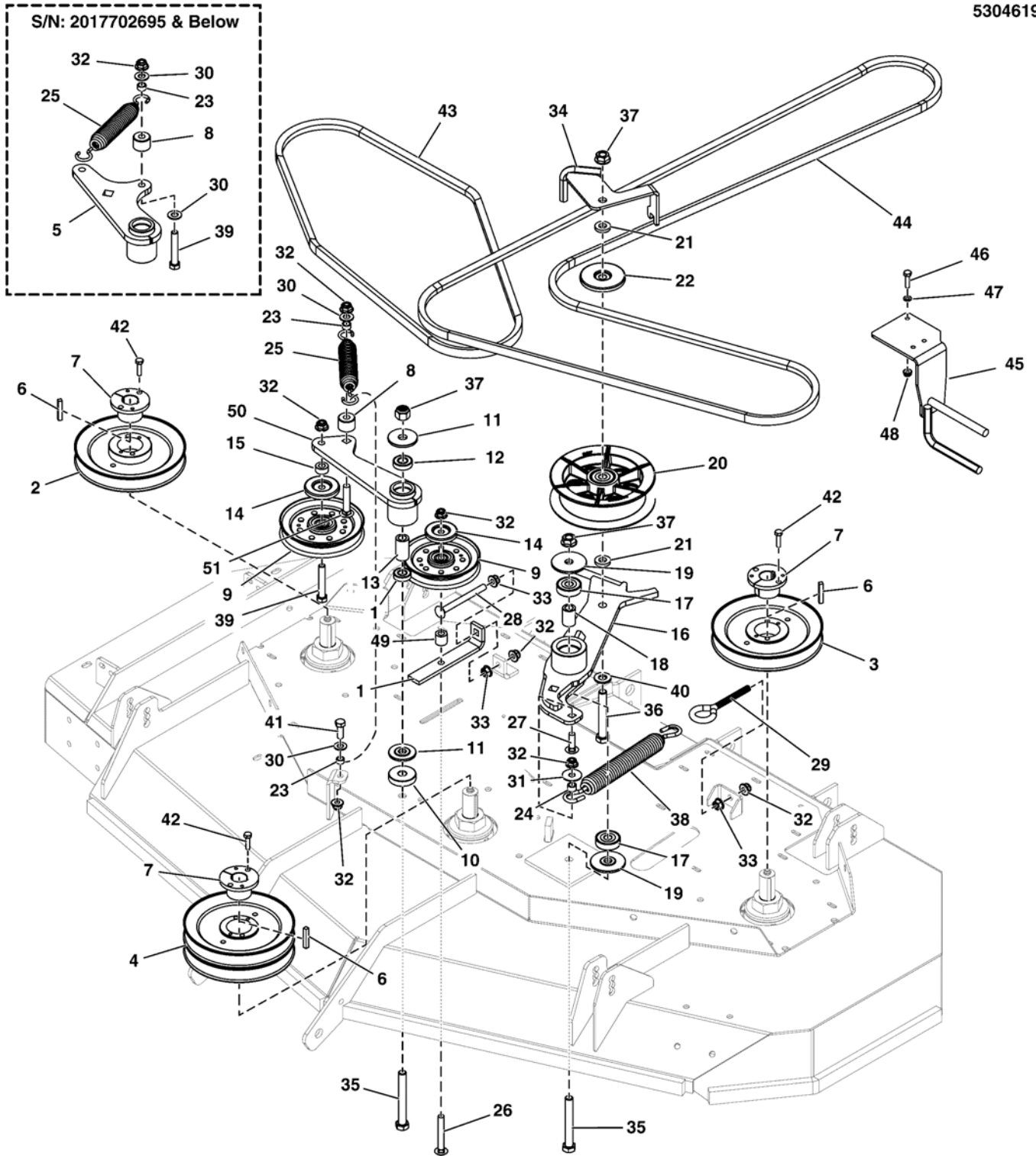
The above parts group applies to the following Mfg. Nos.:

5901568
5901567
5901569
5901575

61" Mower Deck Group - Pulleys, Belts & Idler Arms (2 Belt System)

NOTE: Unless noted otherwise, use the standard hardware torque specification chart.

5304619



The above parts group applies to the following Mfg. Nos.:

- 5901568
- 5901567
- 5901569
- 5901575

61" Mower Deck Group - Pulleys, Belts & Idler Arms (2 Belt System)

REF NO	PART NO.	QTY.	DESCRIPTION
42	5025010X8	6	BOLT, 1/4-20 X 1 GD5 CZ
43	5104780	1	BELT, B-SEC, 64.00 EL, ARAMID, WRPD
44	5104982	1	BELT, 5V/SPB, 138.50 EL, LG ARAMID, WRPD
45	5416020A	1	WELD, CLUTCH BELT GUIDE - BLK
46	5025010X8	2	BOLT, 1/4-20 X 1 GD5 CZ
47	5025154	2	WASHER, 1/4 SAE
48	5025391	2	NUT, 1/4-20 HEX NYLOCK FLANGE
49	5103705	1	SPACER, .39 X .75 X .69, PM, CZ
50	5416161A	1	WELD, IDLER ARM, 2 BELT DRIVE - BLK (S/N: 2017702696 & Above)
51	5025146X16	1	BOLT, 3/8-16 X 2, CARRIAGE, GD5, CZ (S/N: 2017702696 & Above)

Footnotes

* After updating set coil-to-coil spring length to 6-3/8" ± 1/8"

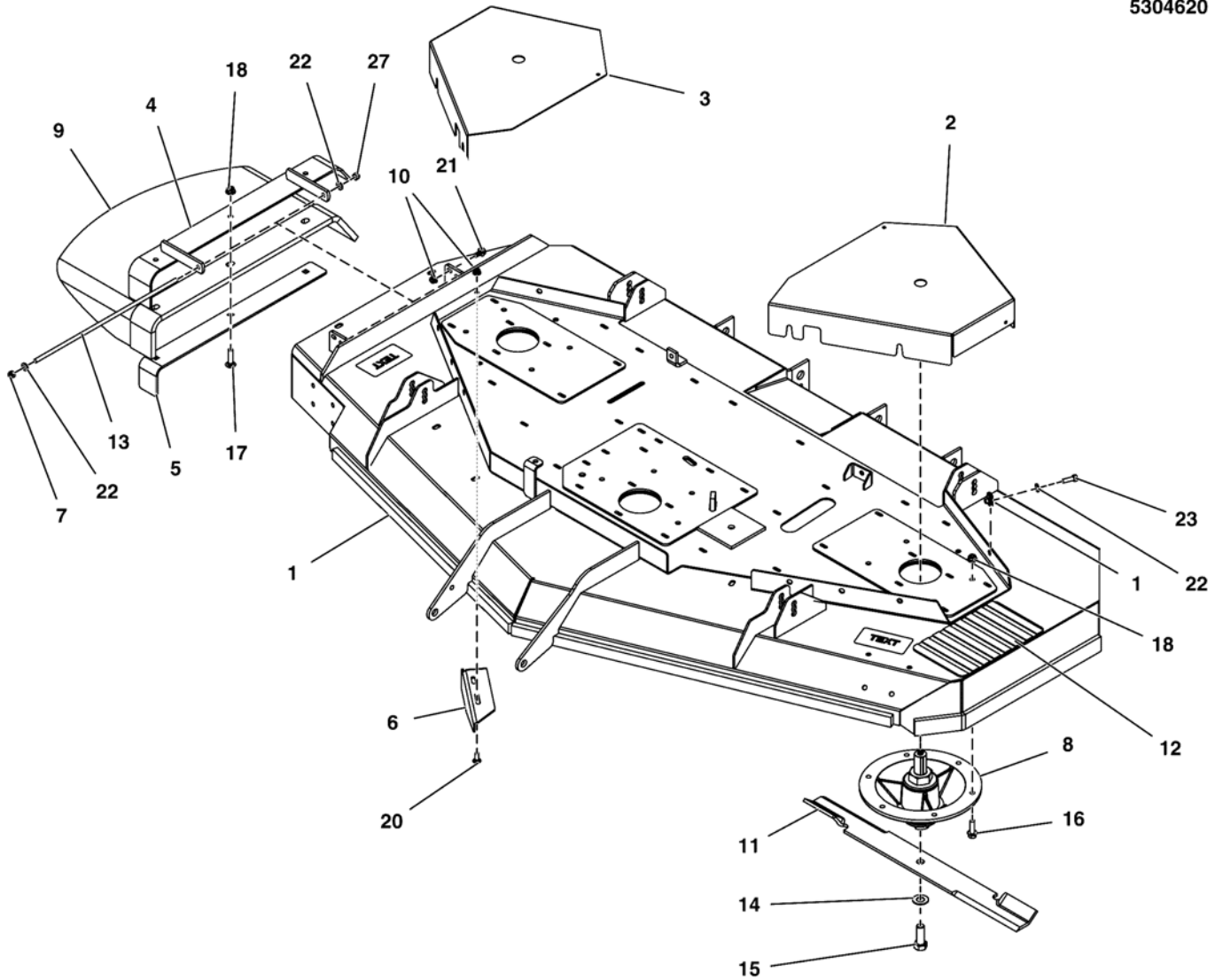
The above parts group applies to the following Mfg. Nos.:

5901568
5901567
5901569
5901575

72" Mower Deck Group - Housing, Covers, Spindles & Blades (2 Belt System)

NOTE: Unless noted otherwise,
use the standard hardware torque
specification chart.

5304620



The above parts group applies to the following Mfg. Nos.:

5901571
5901570
5901574
5901572

72" Mower Deck Group - Housing, Covers, Spindles & Blades (2 Belt System)

REF NO	PART NO.	QTY.	DESCRIPTION
1	5600979	1	DECK SHELL W/DECALS, 72, 3200Z (5415350B)
2	5416044B	1	GUARD,MOWER DECK,LH,72 2-BELT 3200 - RED
3	5416043B	1	GUARD,MOWER DECK,RH,72 2-BELT 3200 - RED
4	5413387A	1	WELD, MOUNT, DISCHARGE CHUTE - BLK
5	5413385A	1	SUPPORT, DISCHARGE CHUTE - BLK
6	5407876A	1	PLATE, DEFLECTOR, 72 - BLK
7	5025045	2	NUT, 5/16-24 HEX NYLON LOCK
8	5413009	3	SPINDLE, ASSM, CAST IRON - 10.0
9	5413499	1	CHUTE, RUBBER DISCHARGE (5104442)
10	5025392	3	NUT, 5/16-18 HEX NYLOCK FLANGE
11	5102227S	1	BLADE SET, 72 DECK (SET OF THREE BLADES)
12	5101005	1	SAFETY WALK, 9.75 X 6.00
13	5061300	1	ROD, MOUNT, CHUTE 61, CZ
14	5025477	3	WASHER, BLADE BOLT, 9/16" F436, CZ
15	5025320X14	3	BOLT, 5/8-11 X 1-3/4 GD8
16	5025390X10	18	BOLT, 3/8-16 X 1-1/4, FLANGE, GD 5, CZ
17	5025146X12	3	BOLT, 3/8-16 X 1-1/2, CARRIAGE, GD5, CZ
18	5025394	21	NUT, 3/8-16 HEX NYLOCK FLANGE
19	5022308	6	BODY CLIP, 5/16-18-7GA MATERIAL
20	5025145X6	2	BOLT, 5/16-18 X 3/4, CARRIAGE
21	5025011X6	1	BOLT, 5/16-18 X 3/4 GD5 CZ
22	5025155	8	WASHER, 5/16 SAE
23	5025011X8	6	BOLT, 5/16-18 X 1 GD5 CZ

Footnotes

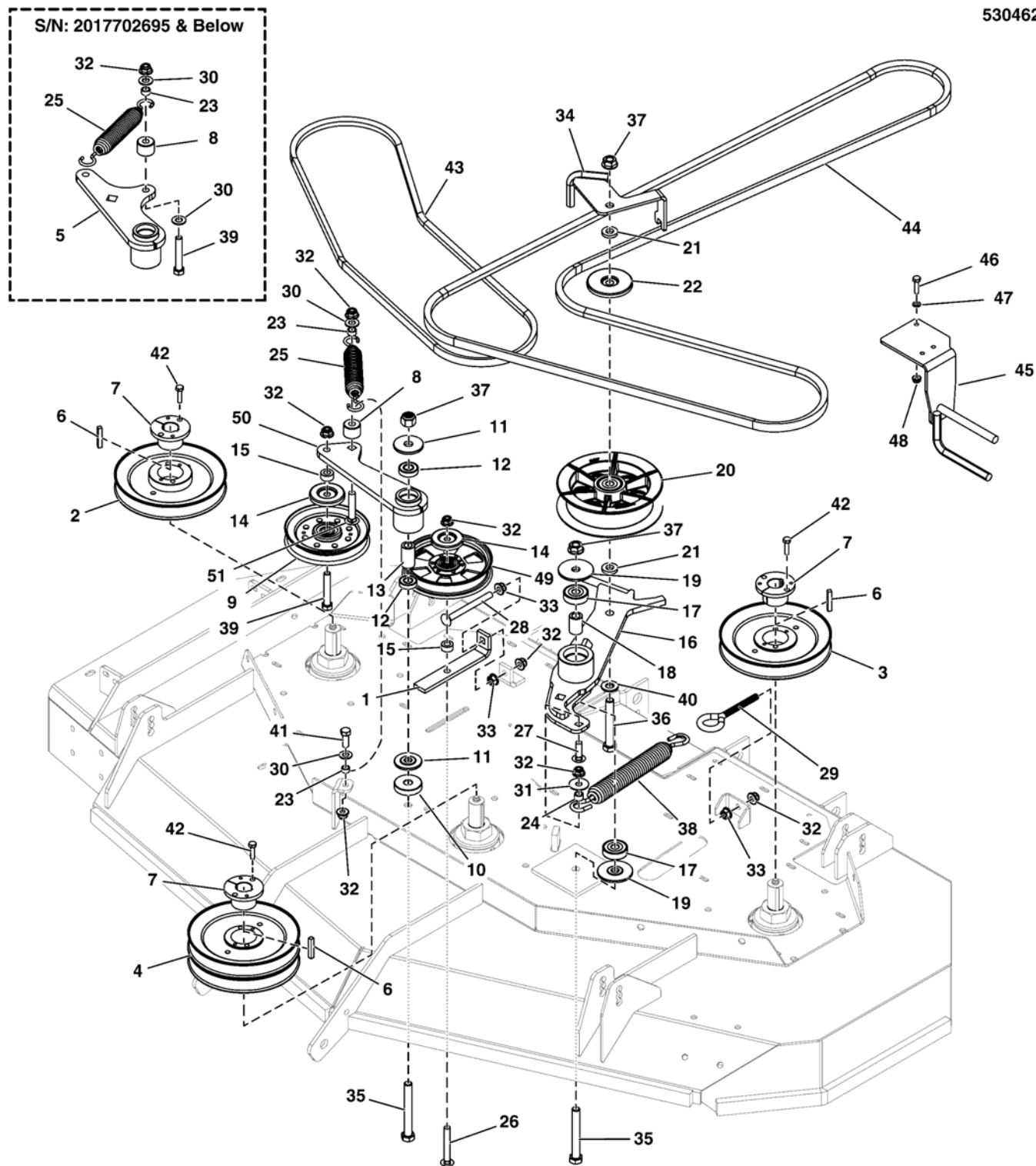
The above parts group applies to the following Mfg. Nos.:

5901571
5901570
5901574
5901572

72" Mower Deck Group - Pulleys, Belts & Idler Arms (2 Belt System)

NOTE: Unless noted otherwise, use the standard hardware torque specification chart.

5304621



The above parts group applies to the following Mfg. Nos.:

- 5901571
- 5901570
- 5901574
- 5901572
- 5901580

72" Mower Deck Group - Pulleys, Belts & Idler Arms (2 Belt System)

REF NO	PART NO.	QTY.	DESCRIPTION
1	5415508A	1	PLATE, IDLER PUSHER, 72 - BLK
2	5105052	1	PULLEY, SPNDL, 8.37"OB, HQ BORE -RH
3	5105053	1	PULLEY, SPNDL, 8.37"OB, HQ BORE -LH
4	5105054	1	PULLEY, SPNDL, 8.37"OB-DBL, HQ BORE
5	--	1	* REPLACE W/ 5416161A & 5025146X16 (S/N: 2017702695 & Below)
6	5022726	3	KEY 1/4 SQ X 1 1/2 LONG
7	5020819	3	BUSHING, TAPERED HUB
8	5043815	1	SPACER, .39 X 1.00 X .75, CZ
9	5103456	1	PULLEY-IDLER-V, 4.85OB, .38ID
10	5105066	1	SPACER, .52 X 1.75 X .420, CZ
11	5103262	2	SPACER, IDLER ARM, 1/2, PM
12	7078243	2	BEARING, BALL, AXLE
13	5103812	1	SPACER, .52 X .84 X 1.53, PM
14	5105033	2	SHIELD, PULLEY, 3/8"ID X 2"OD, CZ
15	5100334	2	SPACER, .39 X 1.00 X .63, CZ
16	5415997A	1	WELD, IDLER ARM, 2B DECK DRIVES - BLK
17	5104383	2	BEARING, 6203-1/2", SEALED
18	5104456	1	SPACER, .51 X .84 X 1.22, PM, CZ
19	5104379	2	SPACER, IDLER ARM, 1/2 X 2.25
20	5105009	1	PULLEY, IDLER, 5.50, CI, DBL BEARING
21	5100520	2	SPACER, .52 X 1.00 X .22, PM, CZ
22	5105041	1	SHIELD, PULLEY, 1/2"ID X 2-7/8"OD, CZ
23	5041930	2	SPACER, .38 X .50 X .27, CZ
24	5105297	1	SPACER, .39 X .63 X .375, DOM CZ
25	5022847	1	SPRING-EXT, 1.04 ODX6.935LGX.148WR, BLK
26	5025146X20	1	BOLT, 3/8-16 X 2-1/2, CARRIAGE, GD5, CZ
27	5025146X12	1	BOLT, 3/8-16 X 1-1/2, CARRIAGE, GD5, CZ
28	5025146X36	1	BOLT, 3/8-16 X 4-1/2, CARRIAGE, GD5, CZ
29	5021812	1	EYE BOLT, 3/8-16 X 6, 3THRD, 1EYE, CZ
30	5025156	3	WASHER, 3/8 SAE (Qty: 4 - S/N: 2017702695 & Below)
31	5025165	1	WASHER-3/8 FENDER
32	5025394	7	NUT, 3/8-16 HEX NYLOCK FLANGE
33	5025128	3	NUT, 3/8-16 HEX SERRATED FLANGE
34	5415996A	1	WELD, UPPER ARM GUIDE - BLK
35	5025017X32	2	BOLT, 1/2-13 X 4 GD5 CZ
36	5025017X28	1	BOLT, 1/2-13 X 3-1/2 GD5 CZ
37	5025396	3	NUT, 1/2-13 HEX NYLOCK FLANGE
38	5105068	1	SPRING, EXT1.22"ODX10.5"FLX.192"WIRE BLK
39	5025013X18	1	BOLT, 3/8-16 X 2-1/4 GD5 CZ (Qty: 2 - S/N: 2017702695 & Below)
40	5025158	1	WASHER, 1/2 SAE
41	5025013X8	1	BOLT, 3/8-16 X 1 GD5 CZ

Footnotes

* After updating set coil-to-coil spring length to 6-3/8" ± 1/8"

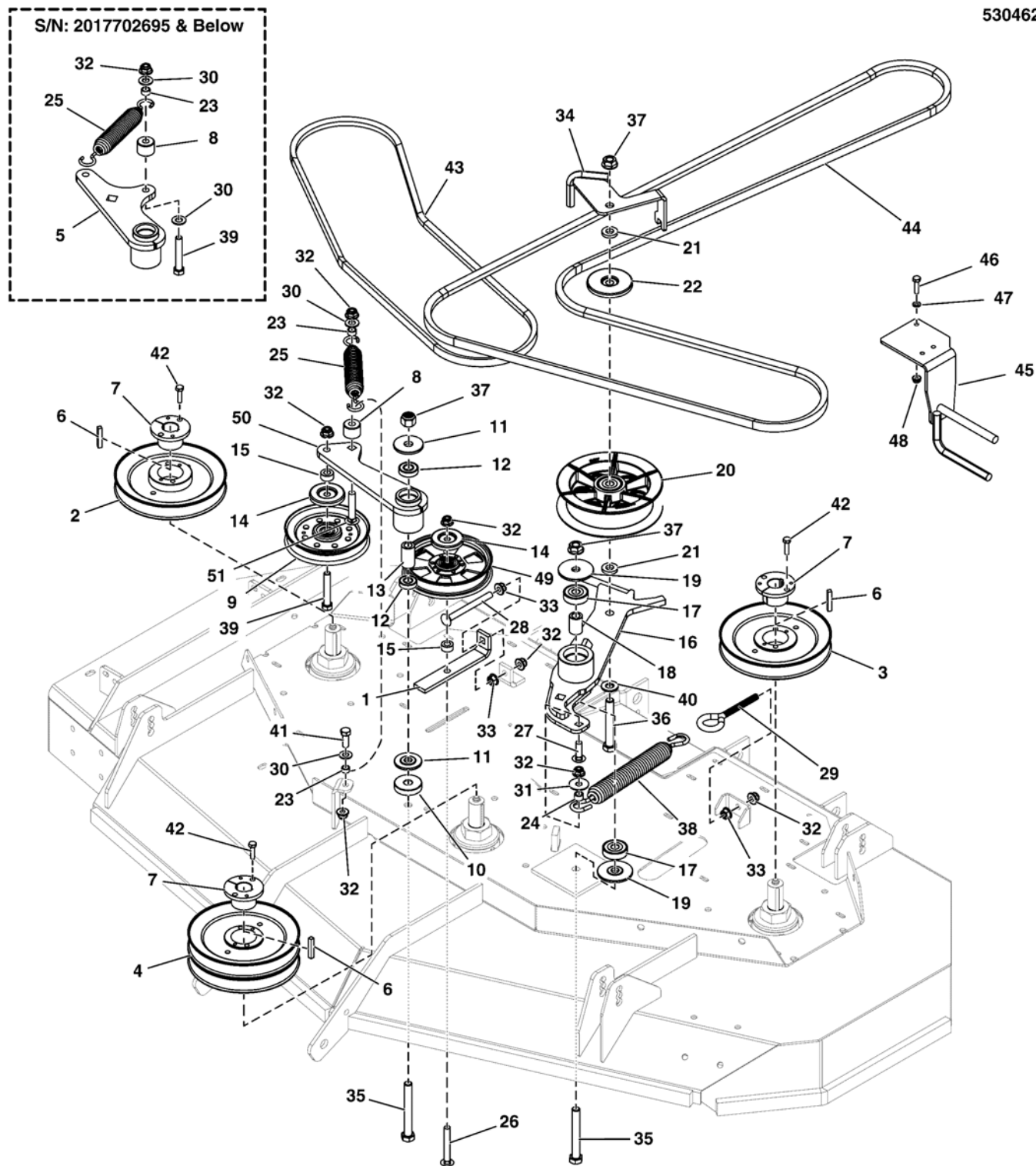
The above parts group applies to the following Mfg. Nos.:

5901571
5901570
5901574
5901572
5901580

72" Mower Deck Group - Pulleys, Belts & Idler Arms (2 Belt System)

NOTE: Unless noted otherwise, use the standard hardware torque specification chart.

5304621



The above parts group applies to the following Mfg. Nos.:

- 5901571
- 5901570
- 5901574
- 5901572
- 5901580

72" Mower Deck Group - Pulleys, Belts & Idler Arms (2 Belt System)

REF NO	PART NO.	QTY.	DESCRIPTION
42	5025010X8	6	BOLT, 1/4-20 X 1 GD5 CZ
43	5105036	1	BELT, B-SEC, 76.40 EL, ARAMID, WRPD
44	5105035	1	BELT, 5V/SPB, 156.70 EL, LG ARAMID, WRPD
45	5416020A	1	WELD, CLUTCH BELT GUIDE - BLK
46	5025010X8	2	BOLT, 1/4-20 X 1 GD5 CZ
47	5025154	2	WASHER, 1/4 SAE
48	5025391	2	NUT, 1/4-20 HEX NYLOCK FLANGE
49	5105109	1	PULLEY, FLT IDLR, 6.0 X 1.0 X .38, CZ
50	5416161A	1	WELD, IDLER ARM, 2 BELT DRIVE - BLK (S/N: 2017702696 & Above)
51	5025146X16	1	BOLT, 3/8-16 X 2, CARRIAGE, GD5, CZ (S/N: 2017702696 & Above)

Footnotes

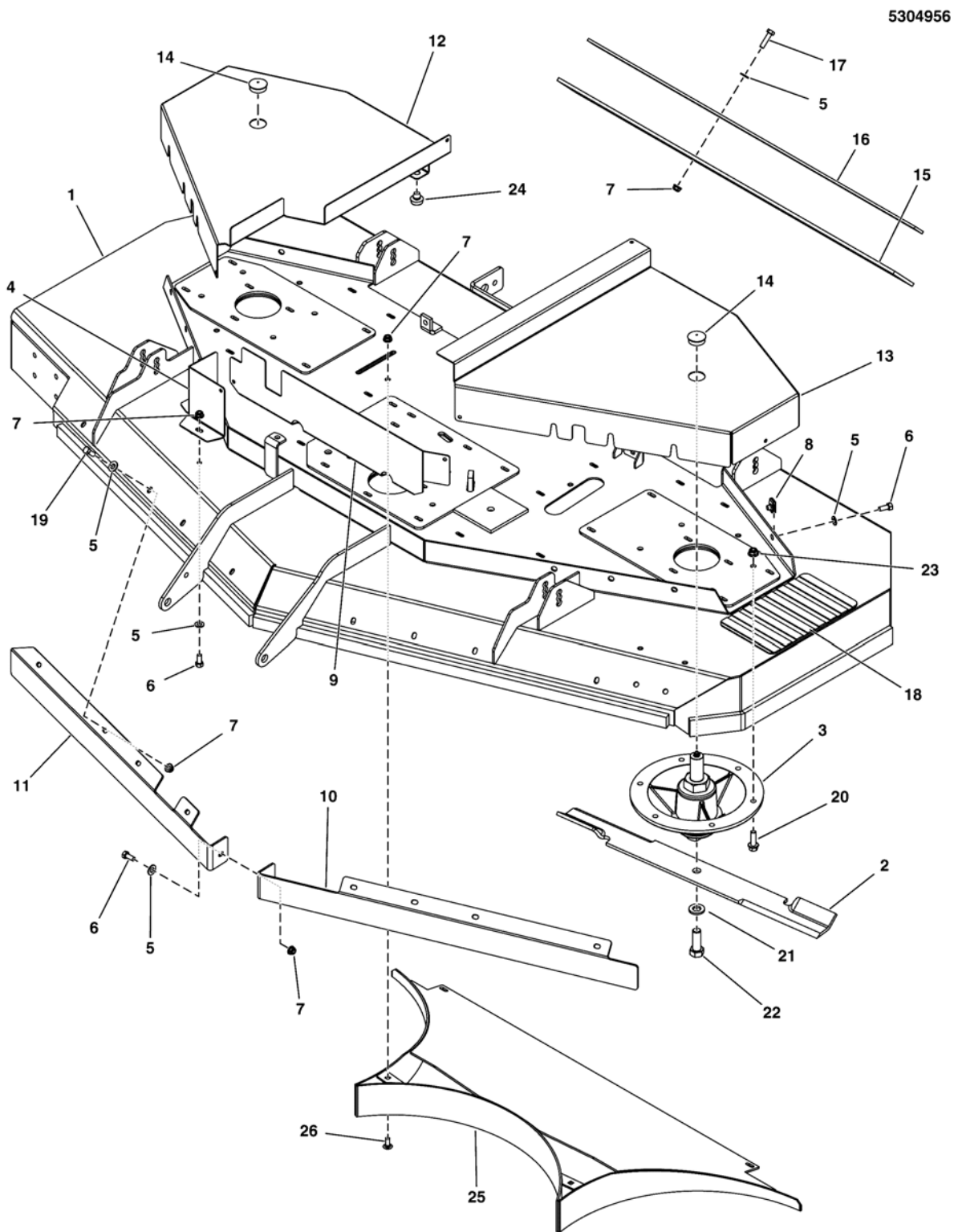
* After updating set coil-to-coil spring length to 6-3/8" ± 1/8"

The above parts group applies to the following Mfg. Nos.:

5901571
5901570
5901574
5901572
5901580

72" Mower Deck Group - Housing, Covers, Spindles & Blades (Rear Discharge)

NOTE: Unless noted otherwise,
use the standard hardware torque
specification chart.



The above parts group applies to the following Mfg. Nos.:
5901580

72" Mower Deck Group - Housing, Covers, Spindles & Blades (Rear Discharge)

REF NO	PART NO.	QTY.	DESCRIPTION
1	5601017	1	DECK SHELL W/DECALS, 3200 72RDCE (5416028B)
2	5103306S	3	BLADE SET, 72" DECK
3	5413009	3	SPINDLE, ASSM, CAST IRON - 10.0
4	5416381B	1	PLATE, FRONT DECK GUARD, 72CE - RED
5	5025155	25	WASHER, 5/16 SAE
6	5025011X6	11	BOLT, 5/16-18 X 3/4 GD5 CZ
7	5025392	21	NUT, 5/16-18 HEX NYLOCK FLANGE
8	5022308	8	BODY CLIP, 5/16-18-7GA MATERIAL
9	5416301B	1	PLATE, FRONT DECK GUARD CE - RED
10	5413186B	1	PLATE, BLOWOUT BAFFLE IS5100Z CE,LH -RED
11	5413185B	1	PLATE, BLOWOUT BAFFLE IS5100Z CE,RH -RED
12	5416295B	1	GUARD, MOWER DECK, RH, 72 CE - RED
13	5416296B	1	GUARD, CUTTER DECK, LH, 72 CE - RED
14	5023484	2	PLUG, PANEL, 1.25 - BLACK
15	5105321	1	FLAP, REAR DISCHARGE, 72"
16	5416138A	1	PLATE, RUBBER SUPPORT, 72RD - RED
17	5025011X10	6	BOLT, 5/16-18 X 1-1/4 GD5 CZ
18	5101005	1	SAFETY WALK, 9.75 X 6.00
19	5025011X8	8	BOLT, 5/16-18 X 1 GD5 CZ
20	5025390X10	18	BOLT, 3/8-16 X 1-1/4, FLANGE, GD 5, CZ
21	5025477	3	WASHER, BLADE BOLT, 9/16" F436, CZ
22	5025320X14	3	BOLT, 5/8-11 X 1-3/4 GD8
23	5025394	18	NUT, 3/8-16 HEX NYLOCK FLANGE
24	197546	2	MNT, VBRTN, RBBR
25	5416135A	1	WELD, REAR BAFFLE, 72RD SHORT - RED
26	5025145X6	4	BOLT, 5/16-18 X 3/4, CARRIAGE, GD5, CZ

Footnotes

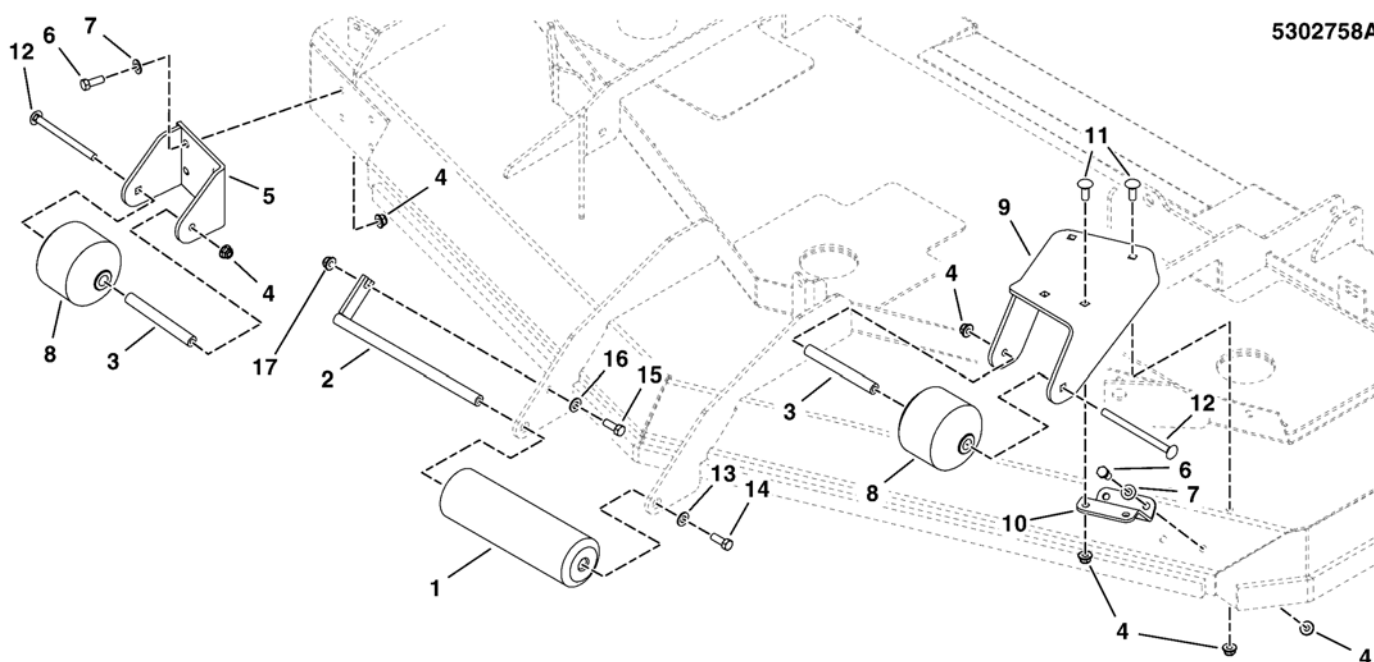
The above parts group applies to the following Mfg. Nos.:

5901580

72" Mower Deck Group - Rollers & Casters

NOTE: Unless noted otherwise,
use the standard hardware torque
specification chart.

5302758A



The above parts group applies to the following Mfg. Nos.:

5901571
5901570
5901574
5901572
5901580

72" Mower Deck Group - Rollers & Casters

REF NO	PART NO.	QTY.	DESCRIPTION
1	5020785	1	ROLLER, DECK
2	5041655A	1	WELD, BRACKET, ROLLER PIN - BLK
3	5101971	2	SPACER, .38 X .63 X 4.31
4	5025394	12	NUT, 3/8-16 HEX NYLOCK FLANGE
5	5409705B	1	PLATE, BRACKET, ANTI-SCALP - RED
6	5025013X8	6	BOLT, 3/8-16 X 1 GD5 CZ
7	5025156	6	WASHER, 3/8 SAE
8	5022060	2	ROLLER, SMALL
9	5408127B	1	WELD, ANTI-SCALP BRACKET - RED
10	5407764B	1	PLATE, ANTI-SCALP SUPPORT - RED
11	80004566	4	BOLT, 3/8-16X1.00, RD SH SQ NK, GR 5, ZC/CL
12	5025146X44	2	BOLT, 3/8-16 X 5-1/2, CARRIAGE, GD5, CZ
13	5025337	1	WASHER, 5/16 USS
14	5025013X6	1	BOLT, 3/8-16 X 3/4 GD5 CZ
15	5025011X8	1	BOLT, 5/16-18 X 1 GD5 CZ
16	5025292	1	WASHER, 5/16 F436 FLAT
17	5025392	1	NUT, 5/16-18 HEX NYLOCK FLANGE

Footnotes

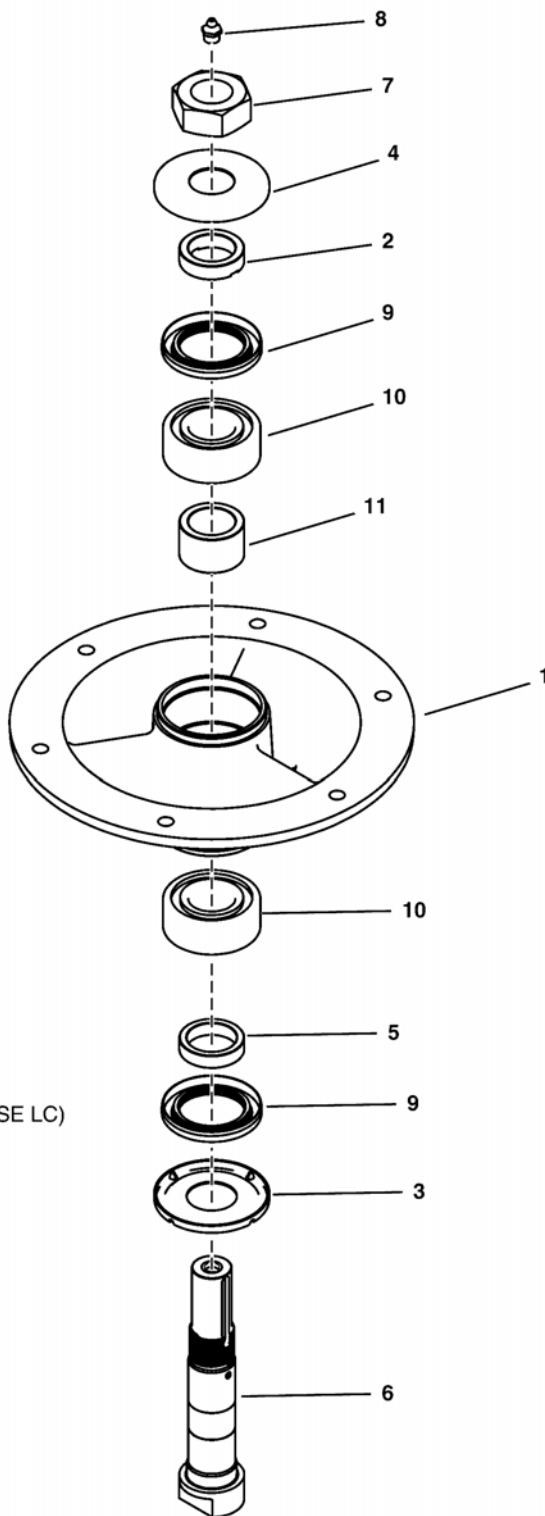
The above parts group applies to the following Mfg. Nos.:

5901571
5901570
5901574
5901572
5901580

Spindle Service Parts - 5413009

NOTE: Unless noted otherwise,
use the standard hardware torque
specification chart.

5413009SV



NOTE:

FOR FINAL ASSEMBLY, APPLY
LOCTITE - GRADE 272 TO NUT
PRIOR TO TORQUING.

FINAL TORQUE OF RETAINING
NUT TO BE 165-225 FT-LBS.

FILL CAVITY WITH NLGI, GRADE 2,
EP-2 GREASE THROUGH GREASE
FITTING AFTER FINAL ASSEMBLY
AND TORQUE. (SUPERPLEX EP-S,
SHELL ALBIDA LC2, BP ENERGREASE LC)

The above parts group applies to the following Mfg. Nos.:

5901568	5901575
5901571	5901572
5901567	5901580
5901569	
5901570	
5901574	

Spindle Service Parts - 5413009

REF NO	PART NO.	QTY.	DESCRIPTION
1	5104359	1	HOUSING, SPINDLE, HD
2	5104366	1	SPACER, 1.183 x 1.625 x 0.420
3	5049434	1	SHIELD, TRASH, BOTTOM
4	5104367	1	SHIELD, TRASH, TOP
5	5104448	1	SPACER, 1.25 X 1.63 X .383
6	5104365	1	SHAFT, SPINDLE, HD
7	5104358	1	NUT, 1-1/ 8- 12 UNF, CZ
8	5023329	1	FITTING, 1/8 NPT STR, SHORT
9	5049445	2	SEAL, GREASE DOUBLE LIP
10	5104336	2	BEARING, #3206, DOUBLE ROW RADIAL BALL
11	5104360	1	SPACER, 1.183 x 1.625 x 1.030

Footnotes

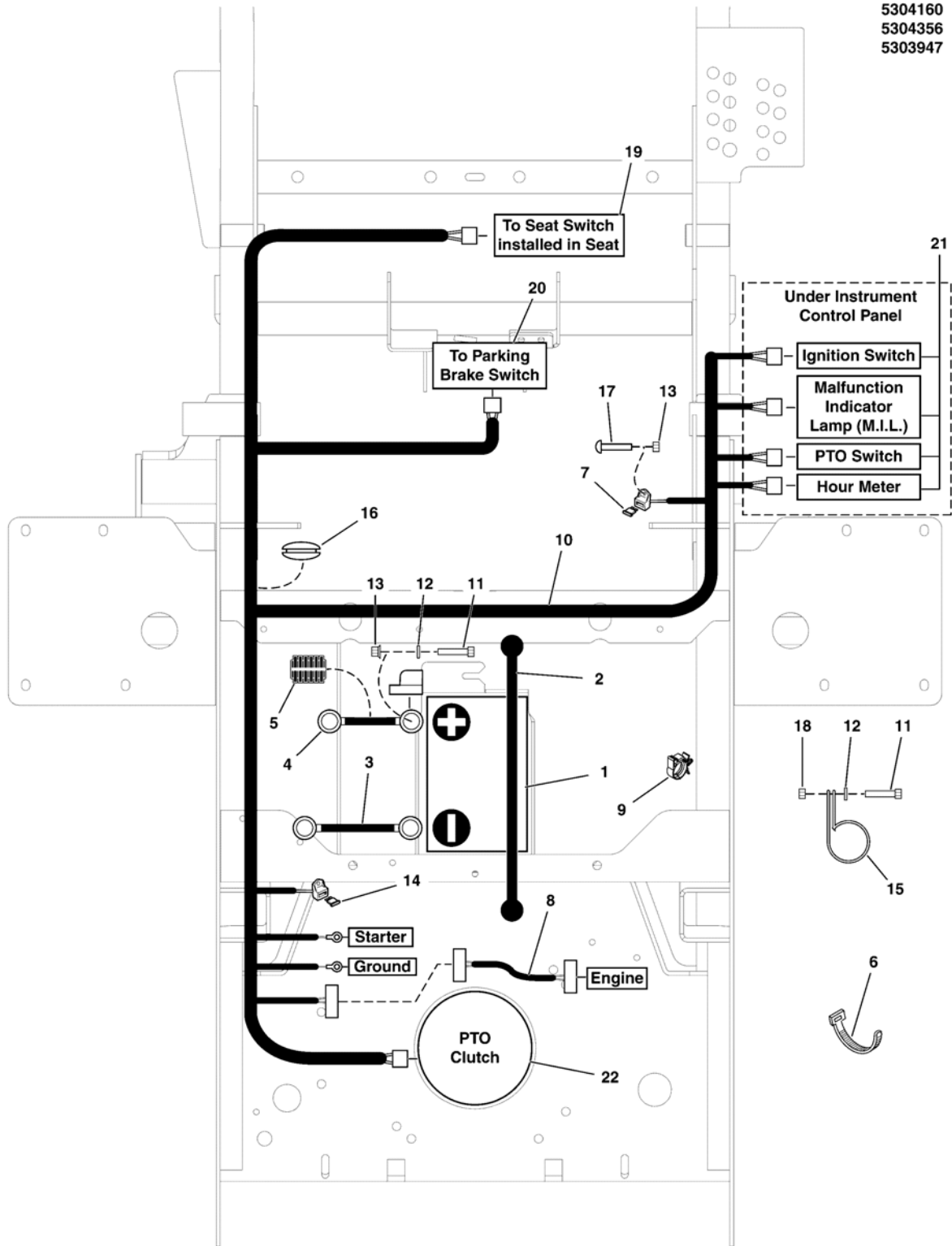
The above parts group applies to the following Mfg. Nos.:

5901568 5901575
5901571 5901572
5901567 5901580
5901569
5901570
5901574

Electrical Group - Briggs & Stratton Models

NOTE: Unless noted otherwise, use the standard hardware torque specification chart.

5304160
5304356
5303947



The above parts group applies to the following Mfg. Nos.:

- 5901568 5901579
- 5901571
- 5901569
- 5901573
- 5901574
- 5901575

Electrical Group - Briggs & Stratton Models

REF NO	PART NO.	QTY.	DESCRIPTION
1	--	1	BATTERY, WET (BCIU1, 350 CCA)
2	1722009	1	STRAP-BLACK RUBB
3	5021406	1	BATTERY CABLE, NEG, 22, 1/4-5/16
4	5021405	1	BATTERY CABLE, POS, 22, 1/4-5/16
5	5050927X16	1	WIRE LOOM, 3/8 ID X 16 IN
6	5021029	8	TIE, SELF-LOCKING, 12"
7	5102710	1	FUSE, ATO, 25 AMP (SV)
8	5415669	1	WIRE HARNESS, VANGUARD BIG BLOCK,JUMPER
9	5104705	2	ROSEBUD LOOM CLIP
10	5416015	1	WIRE HARNESS, MAIN, LG, ZTR
11	5025010X6	3	BOLT, 1/4-20 X 3/4 GD5 CZ
12	5025154	3	WASHER, 1/4 SAE
13	5025126	4	NUT, 1/4-20 HEX SERR. FLANGE
14	5101935	2	FUSE, ATO-15 (15 AMP) (SV)
15	5021500	3	CLAMP, VINYL INSULATED, 1.00
16	5102677	1	GROMMET, 1-1/2" ID FOR 1/4" METAL
17	5025299X8	2	SCREW,1/4-20X1,ZINC PHOS & OIL
18	5025391	3	NUT, 1/4-20 HEX NYLOCK FLANGE
19	--	--	SEE SEAT MOUNT & FLOOR GROUP
20	--	--	SEE PARKING BRAKE GROUP
21	--	--	SEE INSTRUMENT CONTROL PANEL
22	--	--	SEE ENGINE & PTO GROUP

Footnotes

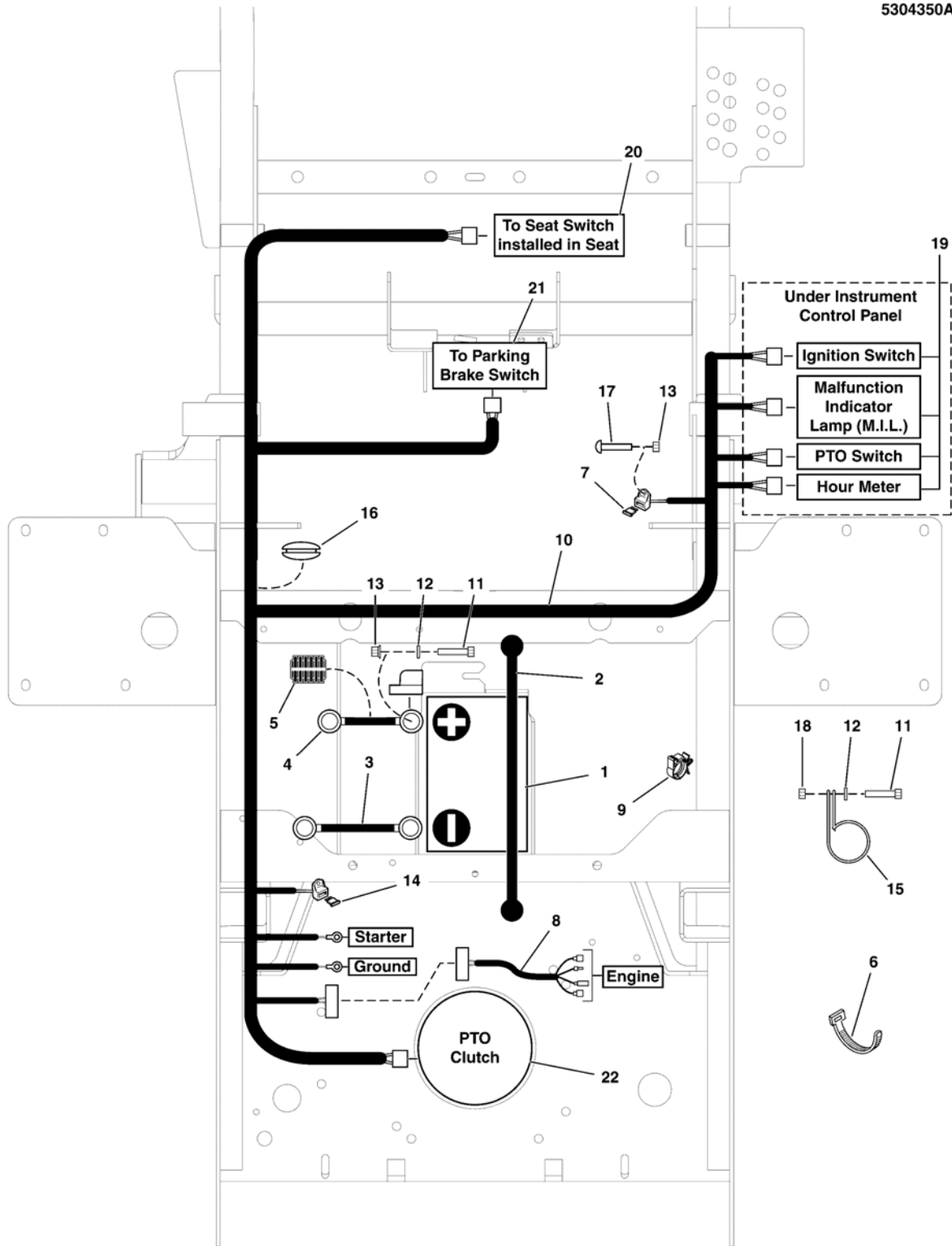
The above parts group applies to the following Mfg. Nos.:

5901568 5901579
5901571
5901569
5901573
5901574
5901575

Electrical Group - Kawasaki Engines

NOTE: Unless noted otherwise, use the standard hardware torque specification chart.

5304350A



The above parts group applies to the following Mfg. Nos.:

- 5901567
- 5901570

Electrical Group - Kawasaki Engines

REF NO	PART NO.	QTY.	DESCRIPTION
1	--	1	BATTERY, WET (BCIU1, 350 CCA)
2	1722009	1	STRAP-BLACK RUBB
3	5021406	1	BATTERY CABLE, NEG, 22, 1/4-5/16
4	5021405	1	BATTERY CABLE, POS, 22, 1/4-5/16
5	5050927X16	1	WIRE LOOM, 3/8 ID X 16 IN
6	5021029	8	TIE, SELF-LOCKING, 12"
7	5102710	1	FUSE, ATO, 25 AMP (SV)
8	5105303	1	WIRE HARNESS, JUMPER, KAWI - LARGE HARNE
9	5104705	2	ROSEBUD LOOM CLIP
10	5416015	1	WIRE HARNESS, MAIN, LG, ZTR
11	5025010X6	3	BOLT, 1/4-20 X 3/4 GD5 CZ
12	5025154	3	WASHER, 1/4 SAE
13	5025126	4	NUT, 1/4-20 HEX SERR. FLANGE
14	5101935	2	FUSE, ATO-15 (15 AMP) (SV)
15	5021500	3	CLAMP, VINYL INSULATED, 1.00
16	5102677	1	GROMMET, 1-1/2" ID FOR 1/4" METAL
17	5025299X8	2	SCREW,1/4-20X1,ZINC PHOS & OIL
18	5025391	3	NUT, 1/4-20 HEX NYLOCK FLANGE
19	--	--	SEE INSTRUMENT CONTROL PANEL
20	--	--	SEE SEAT MOUNT & FLOOR GROUP
21	--	--	SEE PARKING BRAKE GROUP
22	--	--	SEE ENGINE & PTO GROUP

Footnotes

The above parts group applies to the following Mfg. Nos.:

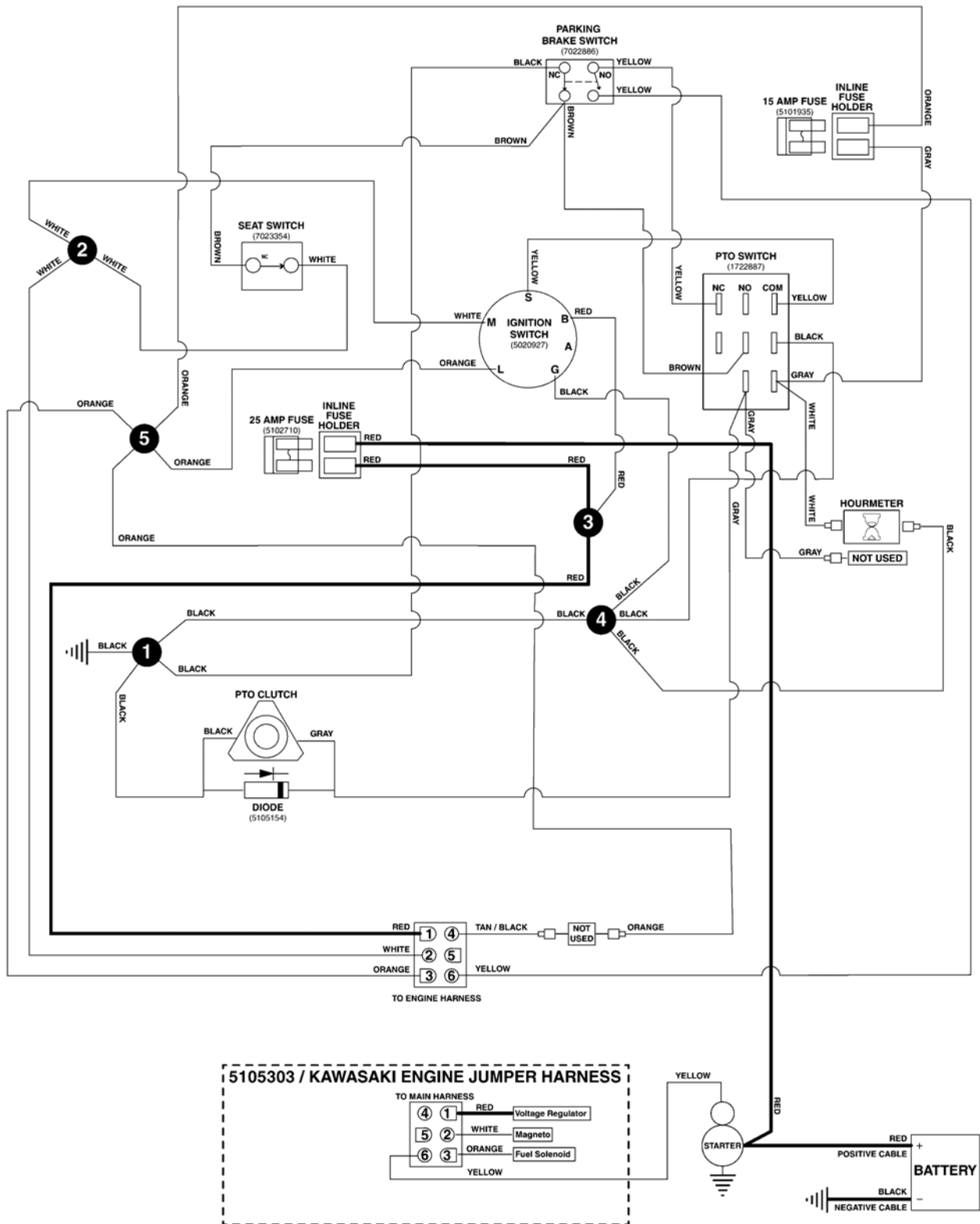
5901567
5901570

Electrical Schematic - Charging Circuit - Large ZTR, Kawi FX801V, FX1000V

5416015 (5415564) MAIN WIRE HARNESS - KAWASAKI FX801V, FX1000V ENGINES

5416015B

(If internal schematic of the switch is not shown, the image of the switch represents the back view of the connector as it is connected to the switch.)



The above parts group applies to the following Mfg. Nos.:

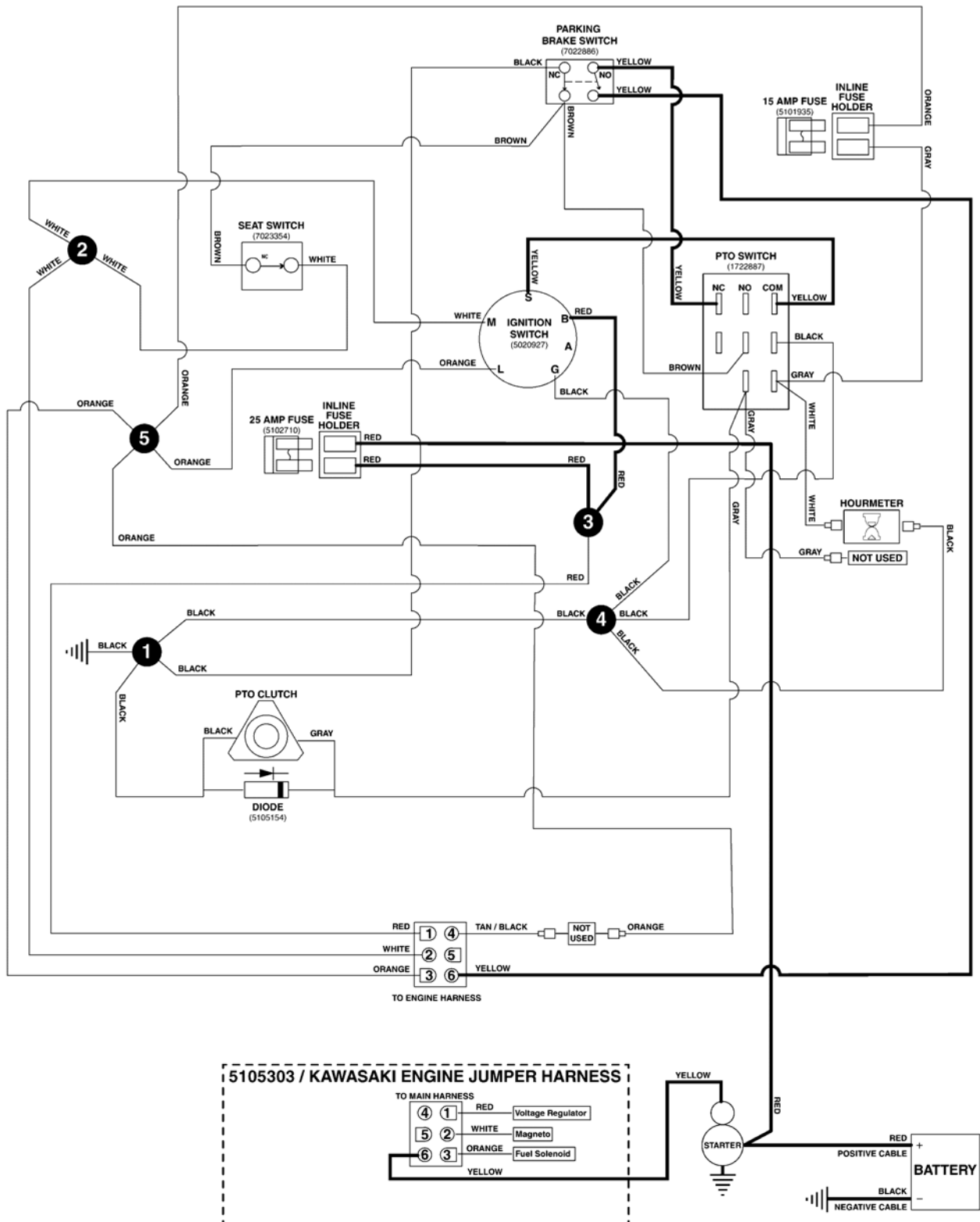
- 5901567 - IS
- 5901570 - IS

Electrical Schematic - Cranking Circuit - Large ZTR, Kawi FX801V, FX1000V

5416015 (5415564) MAIN WIRE HARNESS - KAWASAKI FX801V, FX1000V ENGINES

5416015B

(If internal schematic of the switch is not shown, the image of the switch represents the back view of the connector as it is connected to the switch.)



The above parts group applies to the following Mfg. Nos.:

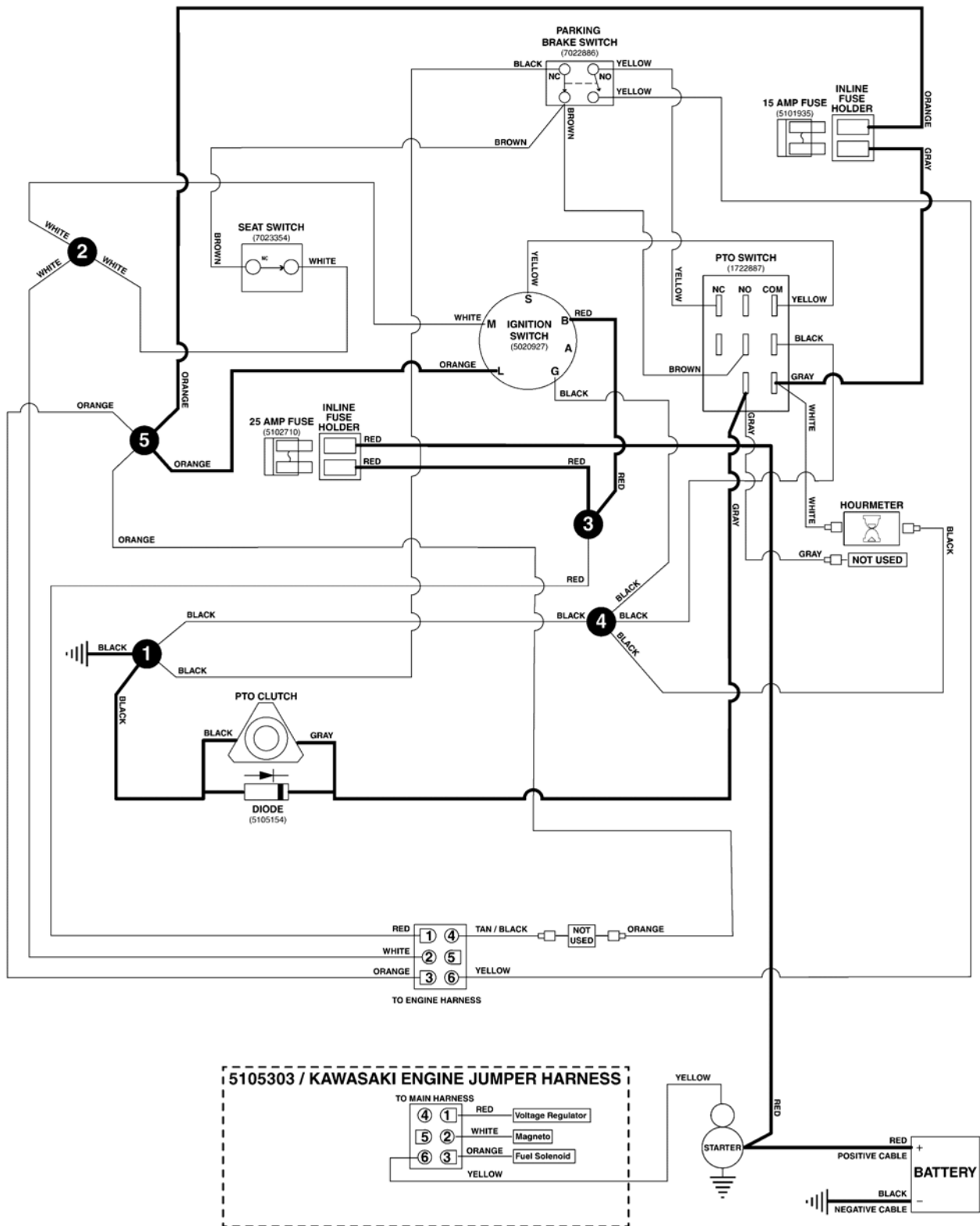
- 5901567 - IS
- 5901570 - IS

Electrical Schematic - PTO Clutch Circuit - Large ZTR, Kawi FX801V, FX1000V

5416015 (5415564) MAIN WIRE HARNESS - KAWASAKI FX801V, FX1000V ENGINES

5416015B

(If internal schematic of the switch is not shown, the image of the switch represents the back view of the connector as it is connected to the switch.)



The above parts group applies to the following Mfg. Nos.:

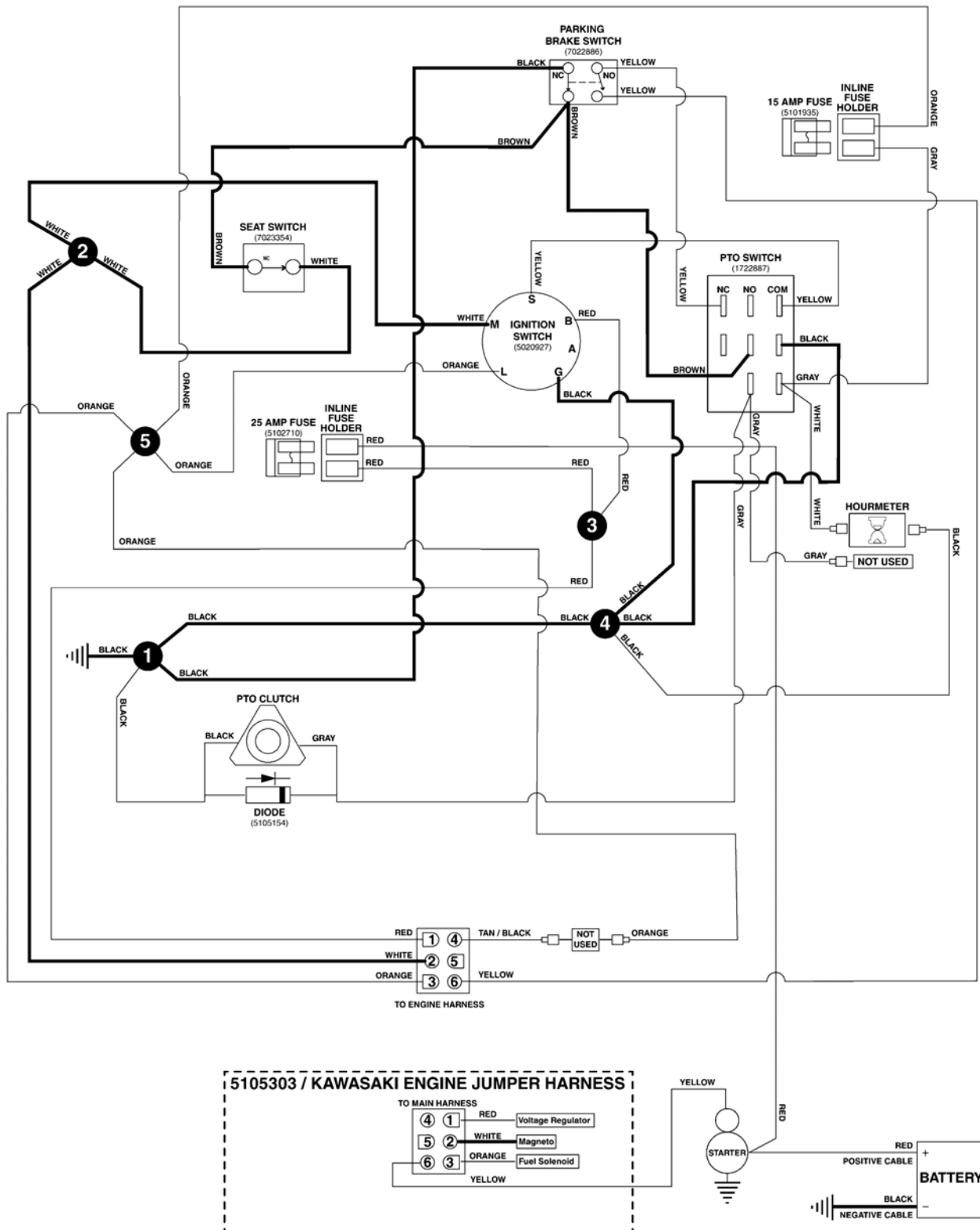
- 5901567 - IS
- 5901570 - IS

Electrical Schematic - Ign. Ground Circuit/Op Pres. - Large ZTR, Kawi FX801V, FX1000V

5416015 (5415564) MAIN WIRE HARNESS - KAWASAKI FX801V, FX1000V ENGINES

5416015B

(If internal schematic of the switch is not shown, the image of the switch represents the back view of the connector as it is connected to the switch.)



The above parts group applies to the following Mfg. Nos.:

5901567 - IS

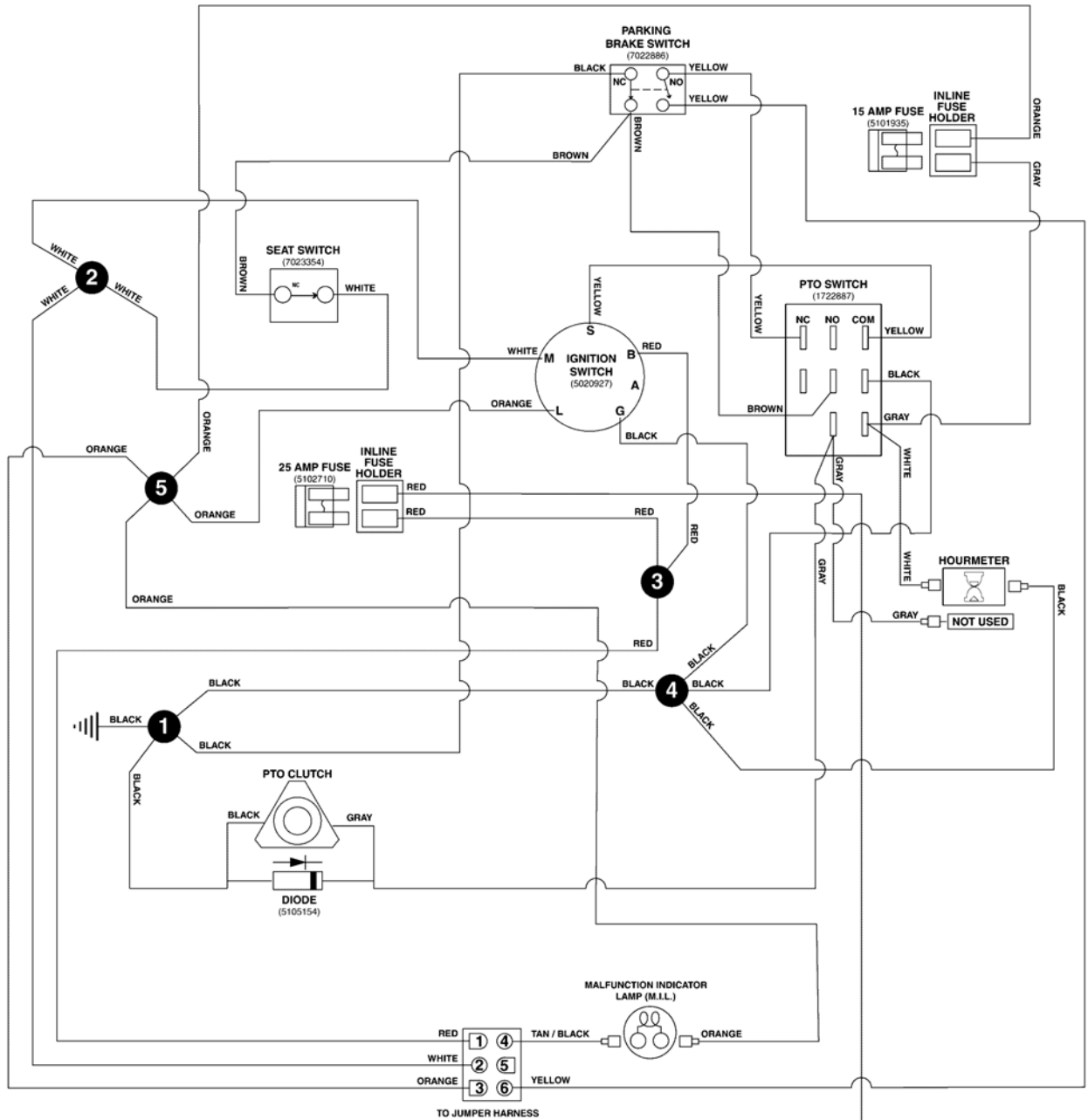
5901570 - IS

Electrical Schematic - Charging Circuit - Large ZTR, B&S 61E877

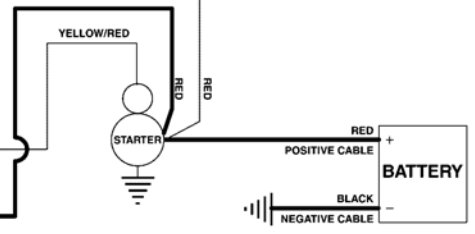
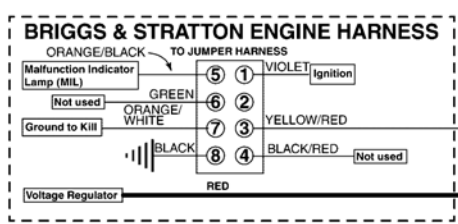
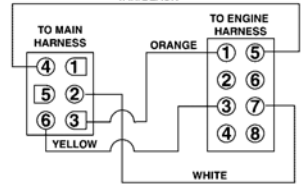
5416015 (5415564) MAIN WIRE HARNESS - BRIGGS & STRATTON 61E877 EFI ENGINES

5416015D

(If internal schematic of the switch is not shown, the image of the switch represents the back view of the connector as it is connected to the switch.)



5415669 / JUMPER HARNESS



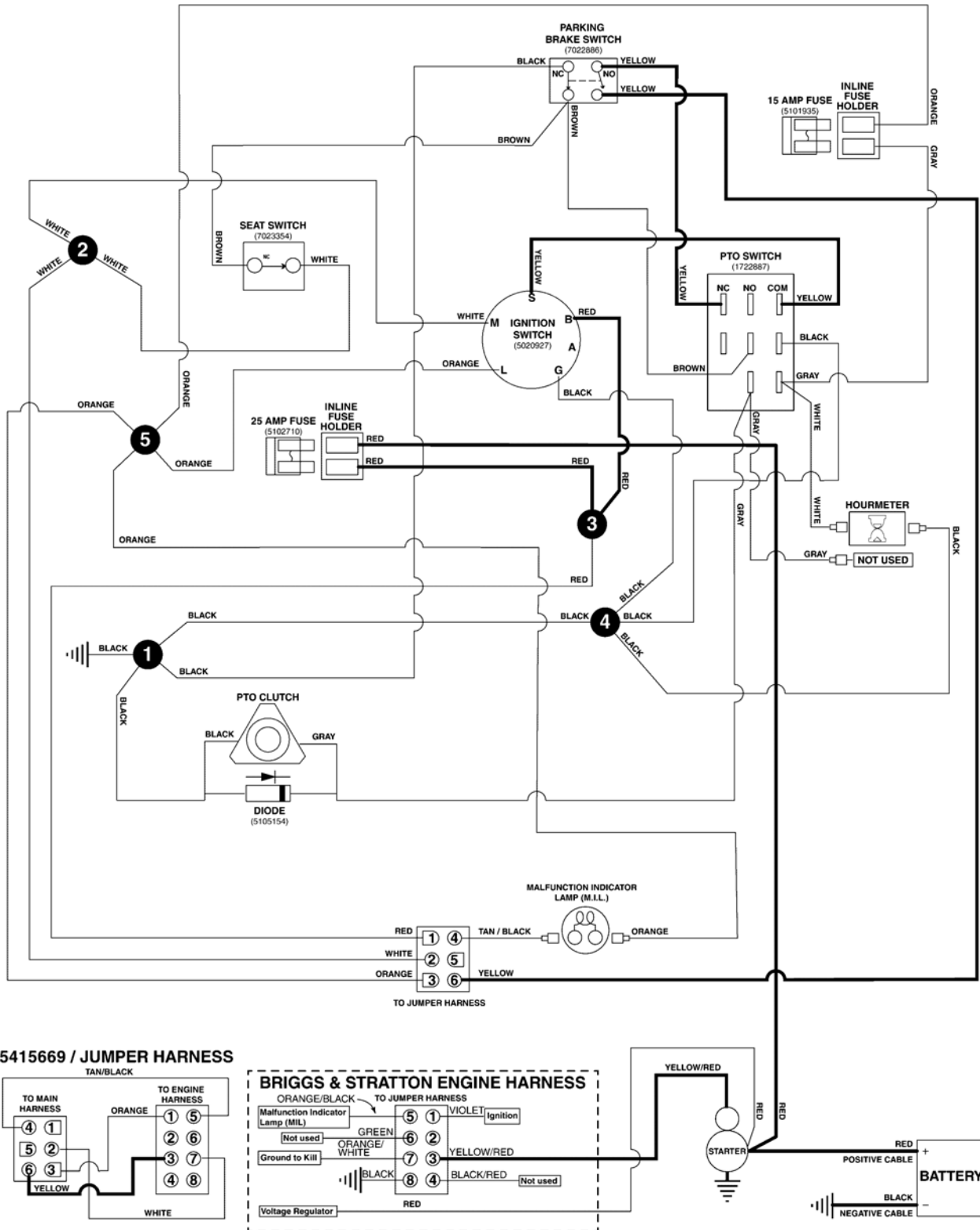
The above parts group applies to the following Mfg. Nos.:

- 5901568 - IS
- 5901571 - IS
- 5901569 - IS
- 5901573 - IS
- 5901579 - IS

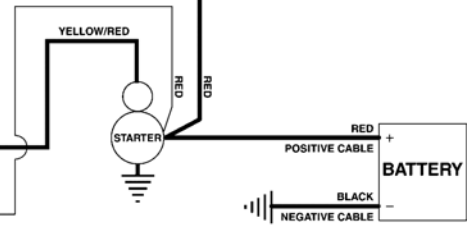
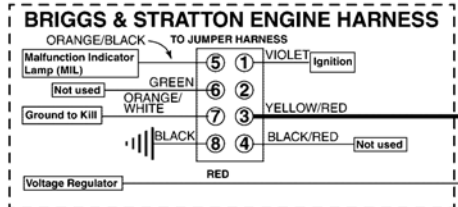
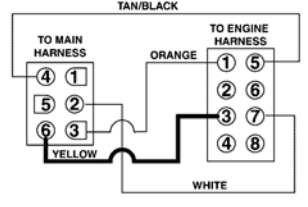
Electrical Schematic - Cranking Circuit - Large ZTR, B&S 61E877

5416015 (5415564) MAIN WIRE HARNESS - BRIGGS & STRATTON 61E877 EFI ENGINES
 (If internal schematic of the switch is not shown, the image of the switch represents the back view of the connector as it is connected to the switch.)

5416015D



5415669 / JUMPER HARNESS



The above parts group applies to the following Mfg. Nos.:

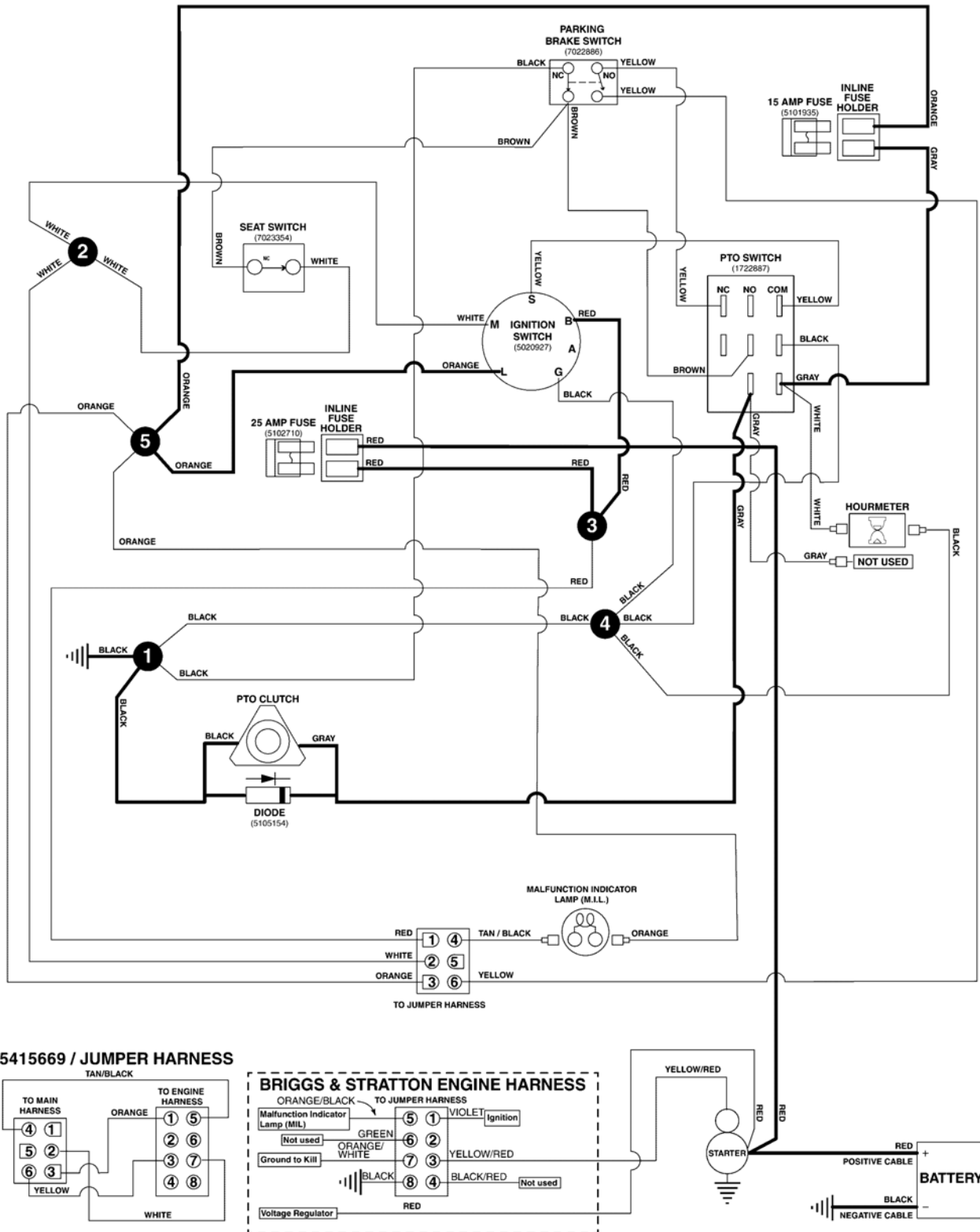
- 5901568 - IS
- 5901571 - IS
- 5901569 - IS
- 5901573 - IS
- 5901579 - IS

Electrical Schematic - PTO Clutch Circuit - Large ZTR, B&S 61E877

5416015 (5415564) MAIN WIRE HARNESS - BRIGGS & STRATTON 61E877 EFI ENGINES

5416015D

(If internal schematic of the switch is not shown, the image of the switch represents the back view of the connector as it is connected to the switch.)



The above parts group applies to the following Mfg. Nos.:

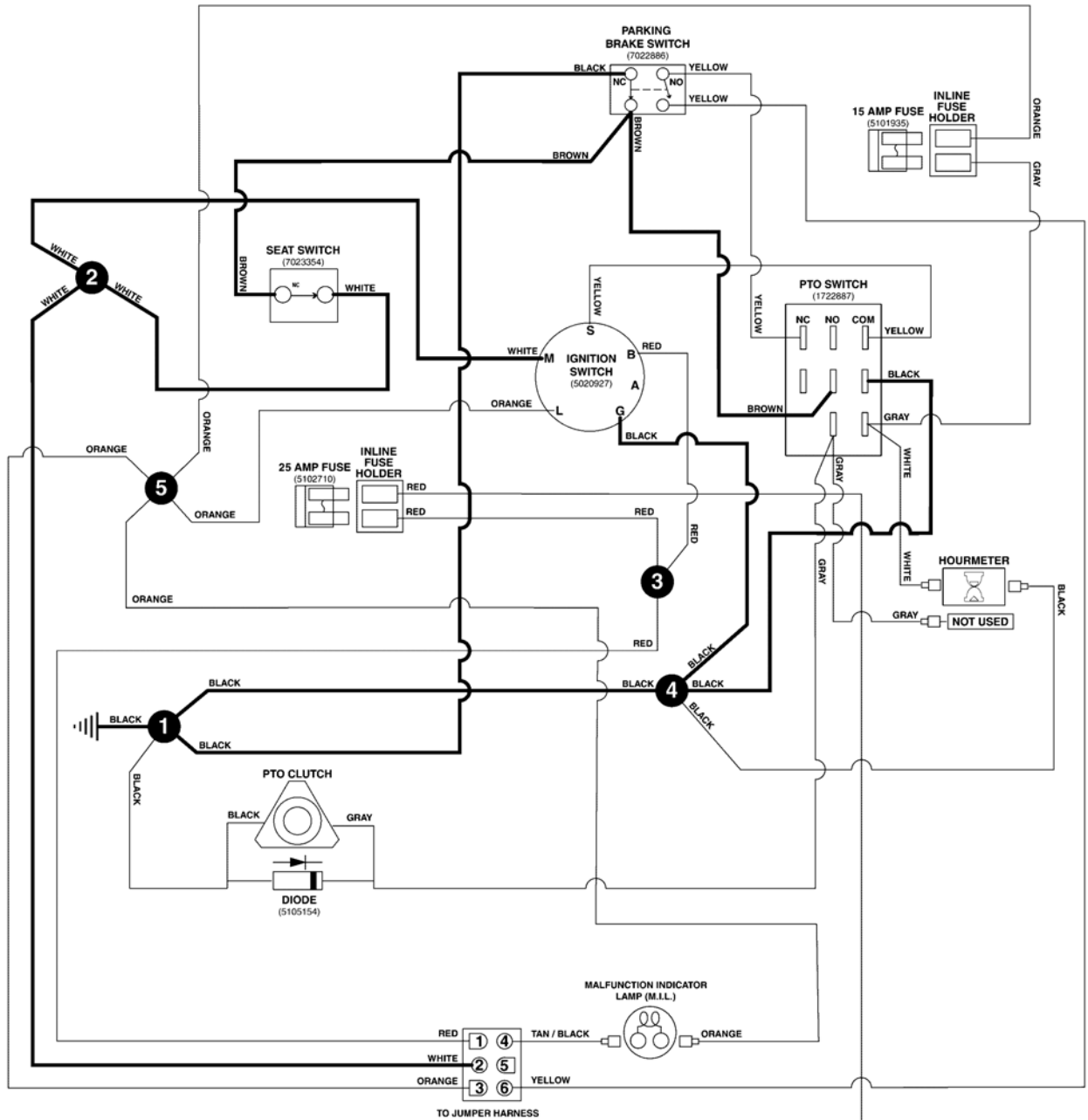
- 5901568 - IS
- 5901571 - IS
- 5901569 - IS
- 5901573 - IS
- 5901579 - IS

Electrical Schematic - Ign. Ground Circuit/Op Pres. - Large ZTR, B&S 61E877

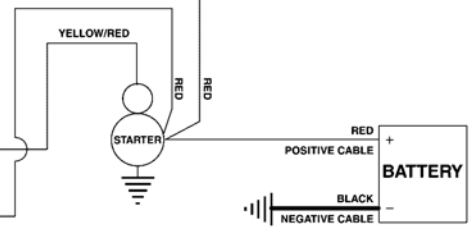
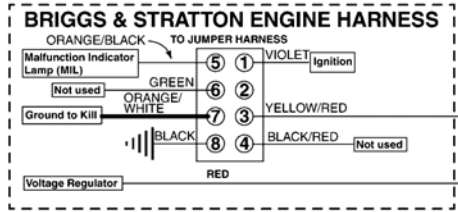
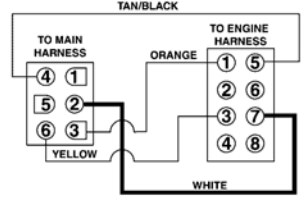
5416015 (5415564) MAIN WIRE HARNESS - BRIGGS & STRATTON 61E877 EFI ENGINES

5416015D

(If internal schematic of the switch is not shown, the image of the switch represents the back view of the connector as it is connected to the switch.)



5415669 / JUMPER HARNESS



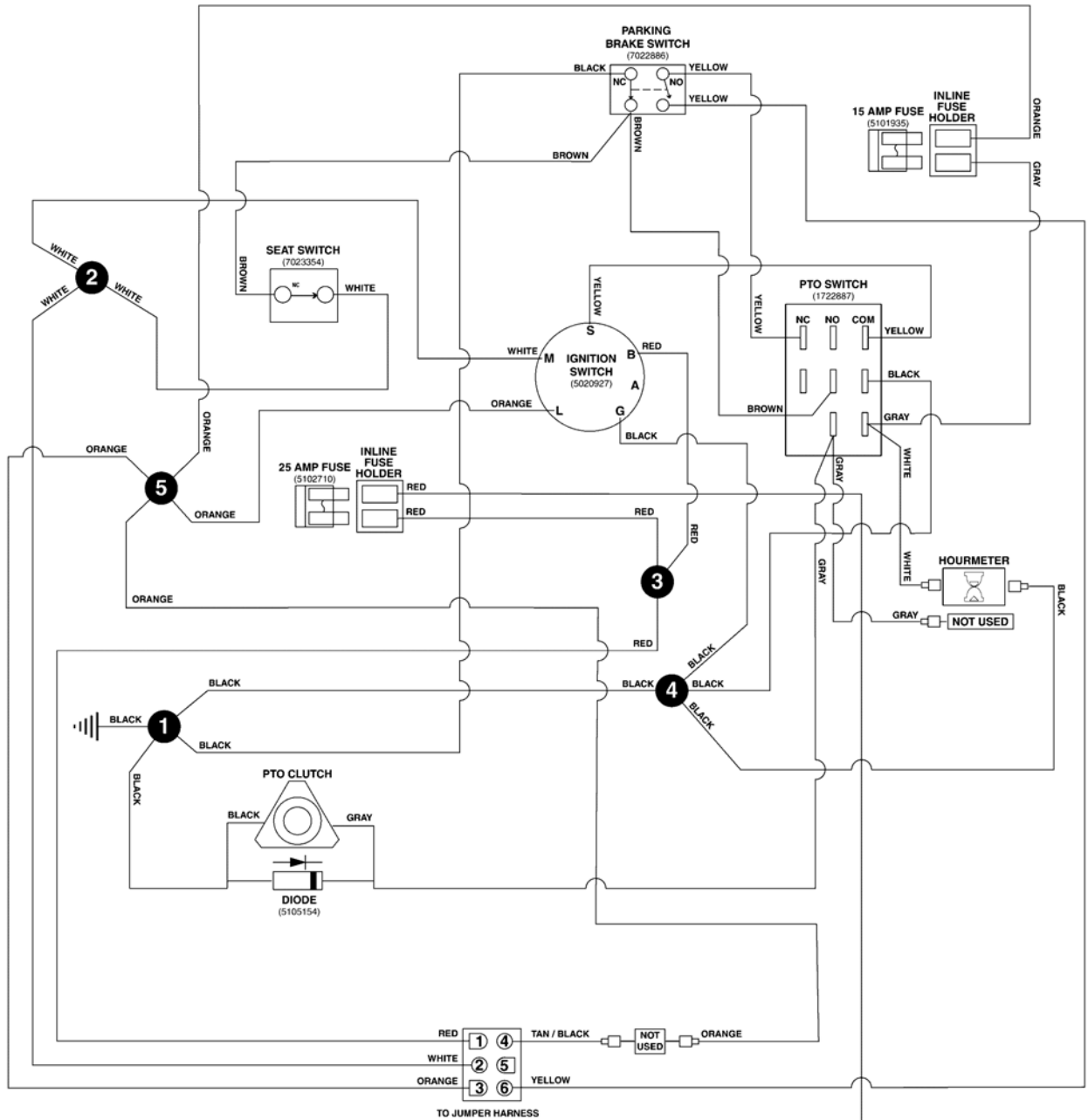
The above parts group applies to the following Mfg. Nos.:

- 5901568 - IS
- 5901571 - IS
- 5901569 - IS
- 5901573 - IS
- 5901579 - IS

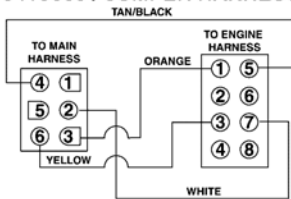
Electrical Schematic - Charging Circuit - Large ZTR, B&S 543777

5416015 (5415564) MAIN WIRE HARNESS - BRIGGS & STRATTON 543777 ENGINES
 (If internal schematic of the switch is not shown, the image of the switch represents the back view of the connector as it is connected to the switch.)

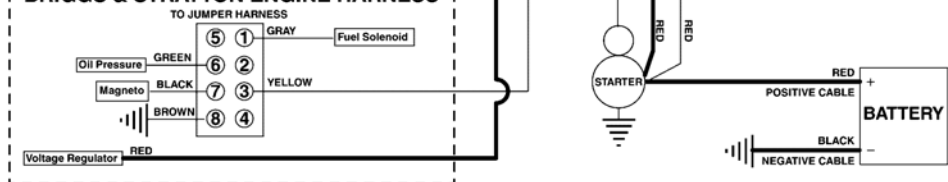
5416015E



5415669 / JUMPER HARNESS



BRIGGS & STRATTON ENGINE HARNESS



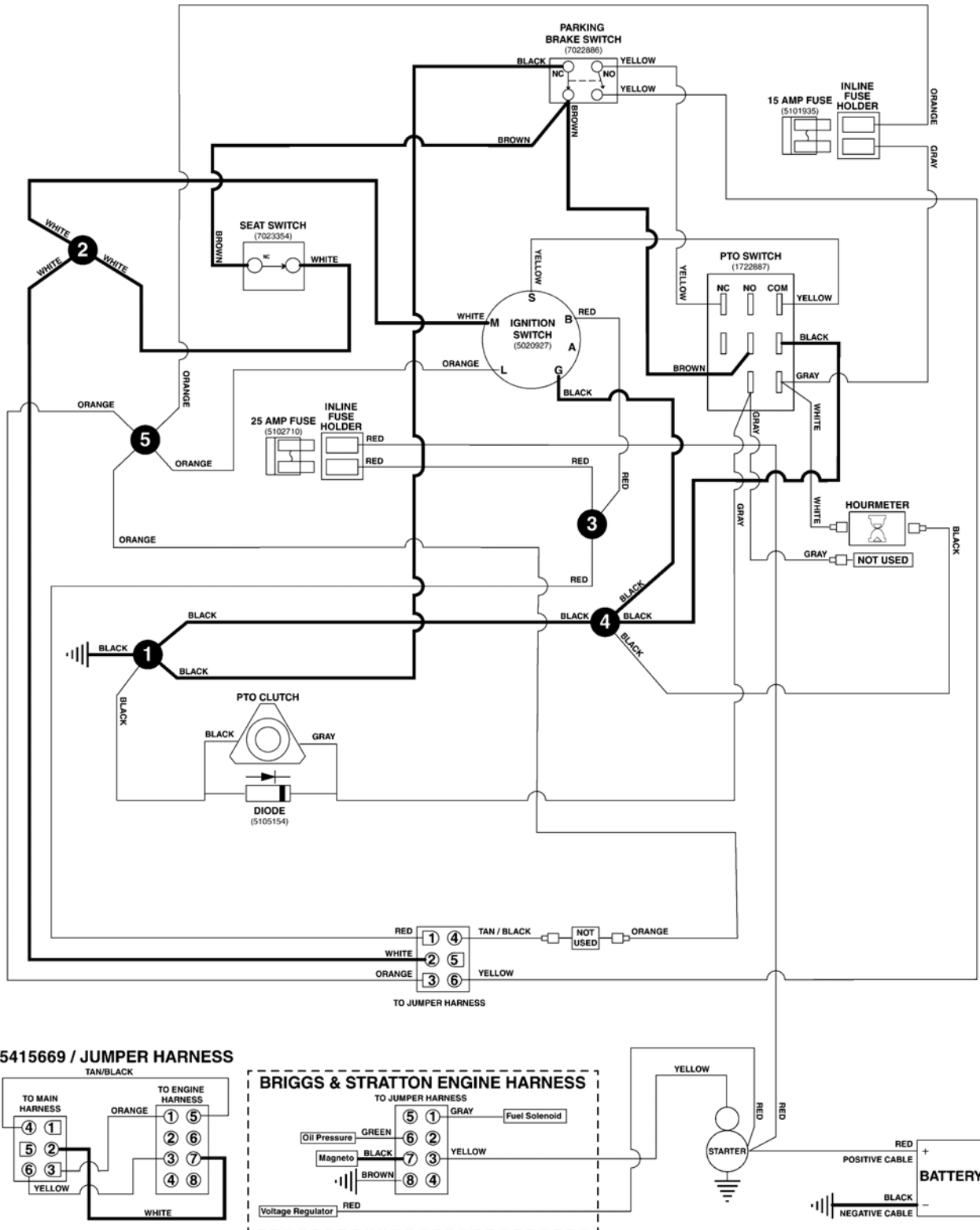
The above parts group applies to the following Mfg. Nos.:

- 5901574 - IS
- 5901575 - IS

Electrical Schematic - Cranking Circuit - Large ZTR, B&S 543777

5416015 (5415564) MAIN WIRE HARNESS - BRIGGS & STRATTON 543777 ENGINES
 (If internal schematic of the switch is not shown, the image of the switch represents the back view of the connector as it is connected to the switch.)

5416015E



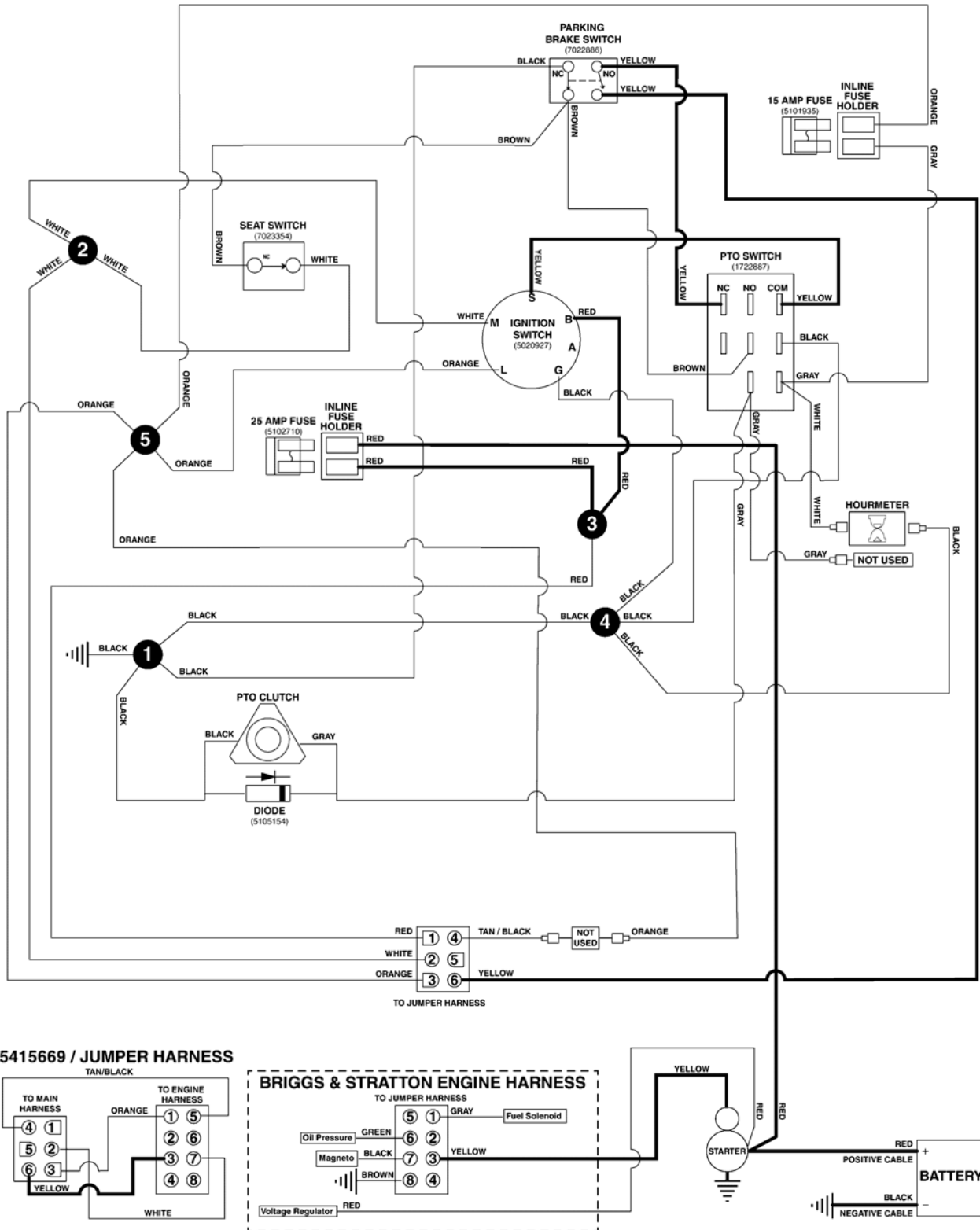
The above parts group applies to the following Mfg. Nos.:

- 5901574 - IS
- 5901575 - IS

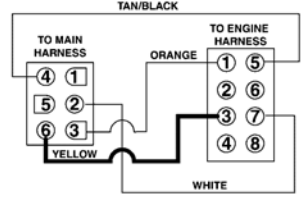
Electrical Schematic - PTO Clutch Circuit - Large ZTR, B&S 543777

5416015 (5415564) MAIN WIRE HARNESS - BRIGGS & STRATTON 543777 ENGINES
 (If internal schematic of the switch is not shown, the image of the switch represents the back view of the connector as it is connected to the switch.)

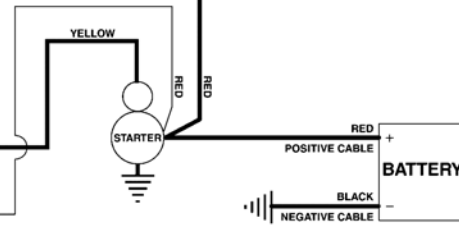
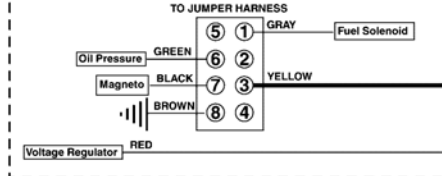
5416015E



5415669 / JUMPER HARNESS



BRIGGS & STRATTON ENGINE HARNESS



The above parts group applies to the following Mfg. Nos.:

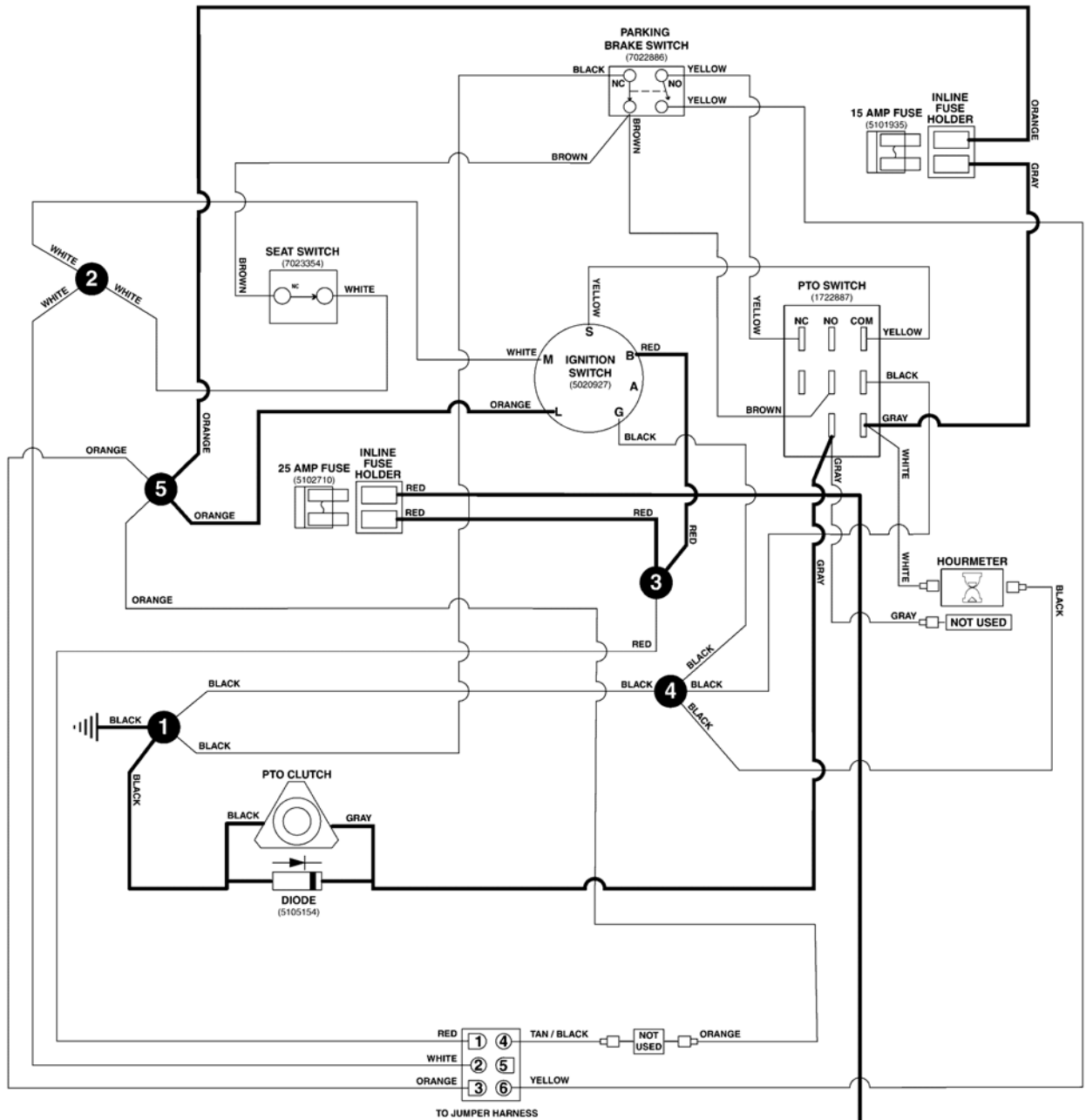
- 5901574 - IS
- 5901575 - IS

Electrical Schematic - Ign. Ground Circuit/Op Pres. - Large ZTR, B&S 543777

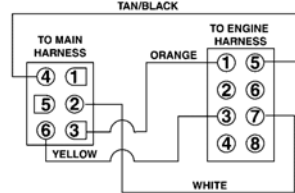
5416015 (5415564) MAIN WIRE HARNESS - BRIGGS & STRATTON 543777 ENGINES

5416015E

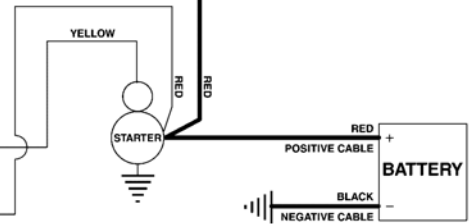
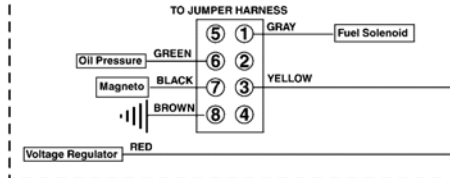
(If internal schematic of the switch is not shown, the image of the switch represents the back view of the connector as it is connected to the switch.)



5415669 / JUMPER HARNESS



BRIGGS & STRATTON ENGINE HARNESS



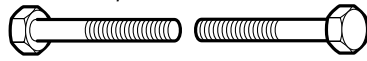
The above parts group applies to the following Mfg. Nos.:

- 5901574 - IS
- 5901575 - IS

Hardware Identification & Torque Specifications

Common Hardware Types

Hex Head Capscrew



Washer



Carriage Bolt



Lockwasher



Hex Nut

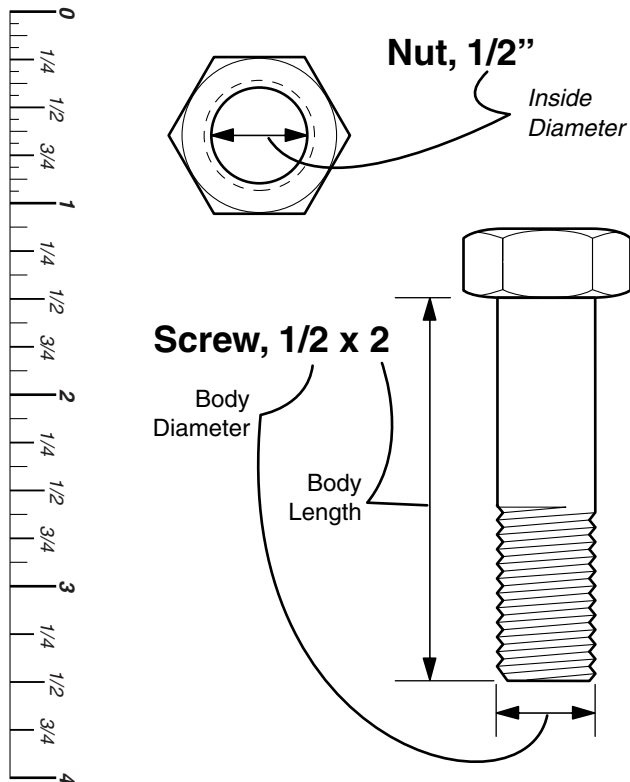


Standard Hardware Sizing

When a washer or nut is identified as $1/2''$, this is the *Nominal size*, meaning the *inside diameter* is $1/2$ inch; if a second number is present it represents the *threads per inch*

When bolt or capscrew is identified as $1/2 - 16 \times 2''$, this means the *Nominal size*, or *body diameter* is $1/2$ inch; the second number represents the *threads per inch* (16 in this example, and the final number is the *body length* of the bolt or screw (in this example 2 inches long).

The guides and ruler furnished below are designed to help you select the appropriate hardware and tools.



Torque Specification Chart

FOR STANDARD MACHINE HARDWARE (Tolerance $\pm 20\%$)

Hardware Grade	No Marks SAE Grade 2		SAE Grade 5		SAE Grade 8	
	in/lbs ft/lbs	Nm.	in/lbs ft/lbs	Nm.	in/lbs ft/lbs	Nm.
8-32	19	2.1	30	3.4	41	4.6
8-36	20	2.3	31	3.5	43	4.9
10-24	27	3.1	43	4.9	60	6.8
10-32	31	3.5	49	5.5	68	7.7
1/4-20	66	7.6	8	10.9	12	16.3
1/4-28	76	8.6	10	13.6	14	19.0
5/16-18	11	15.0	17	23.1	25	34.0
5/16-24	12	16.3	19	25.8	27	34.0
3/8-16	20	27.2	30	40.8	45	61.2
3/8-24	23	31.3	35	47.6	50	68.0
7/16-14	30	40.8	50	68.0	70	95.2
7/16-20	35	47.6	55	74.8	80	108.8
1/2-13	50	68.0	75	102.0	110	149.6
1/2-20	55	74.8	90	122.4	120	163.2
9/16-12	65	88.4	110	149.6	150	204.0
9/16-18	75	102.0	120	163.2	170	231.2
5/8-11	90	122.4	150	204.0	220	299.2
5/8-18	100	136	180	244.8	240	326.4
3/4-10	160	217.6	260	353.6	386	525.0
3/4-16	180	244.8	300	408.0	420	571.2
7/8-9	140	190.4	400	544.0	600	816.0
7/8-14	155	210.8	440	598.4	660	897.6
1-8	220	299.2	580	788.8	900	1,244.0
1-12	240	326.4	640	870.4	1,000	1,360.0


NOTES

- These torque values are to be used for all hardware excluding: locknuts, self-tapping screws, thread forming screws, sheet metal screws and socket head setscrews.
- Recommended seating torque values for locknuts:
 - for prevailing torque locknuts - use 65% of grade 5 torques.
 - for flange whizlock nuts and screws - use 135% of grade 5 torques.
- Unless otherwise noted on assembly drawings, all torque values must meet this specification.

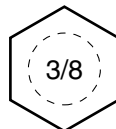
Wrench & Fastener Size Guide




$1/4''$ Bolt or Nut
Wrench— $7/16''$



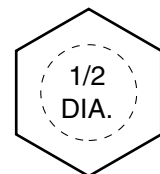
$5/16''$ Bolt or Nut
Wrench— $1/2''$



$3/8''$ Bolt or Nut
Wrench— $9/16''$



$7/16''$ Bolt or Nut
Wrench (Bolt)— $5/8''$
Wrench (Nut)— $11/16''$



$1/2''$ Bolt or Nut
Wrench— $3/4''$

Parts Manual IS3200Z Series Zero-Turn Riding Mower

IT IS THE POLICY OF BRIGGS STRATTON TO IMPROVE ITS PRODUCTS WHENEVER IT IS POSSIBLE AND PRACTICAL TO DO SO. WE RESERVE THE RIGHT TO MAKE CHANGES OR ADD IMPROVEMENTS AT ANY TIME WITHOUT INCURRING ANY OBLIGATION TO MAKE SUCH CHANGES ON PRODUCTS MANUFACTURED

Briggs and Stratton Power Products Group, LLC.

5375 North Main Street
Munnsville, NY 13409 USA
800-933-6175

www.ferrisindustries.com

© Copyright 2017 Briggs and Stratton Corporation
All Rights Reserved. Printed In USA.